

# Global Energy Policy Research | GEPR

GEPR  
http://agorajp.com/

??

?? ?? · Thursday, December 26th, 2024



rudall30/iStock

12/19

??

2030 46% 2050 CO2

?????2050?????CO2?????????????????????0.006?????????????????????

????????????????????????????????

?????????????CO2??

??

????????????????????????????????

??

**参議院 キッズページ** 国会のひみつをさくろう! 国会のしくみと法律ができるまで! 国会で遊んじゃおう!

### あなたが議員だったら?

○ 議員はどんなことをしているのかな?

国会議員は選挙で選ばれます。そして、国民全体の代表として、おもにつぎのような仕事をしています。

- 1 法律案を国会に提出する。
- 2 会議で発言したり、文書で質問したりして、内閣の政治の進めかたを監督する。
- 3 法律の制定、予算の議決、条約の承認、内閣総理大臣の指名など、国会の決定に参加する。
- 4 国民の意見を聞いて政治に反映させる。
- 5 外国の政治経済の情勢を調べて政治に反映させる。

**議員の一日**

国会ってなにをするところ?

建物が左右同じ形なのは どうしてかな?

本会議場には どんなひみつがあるのかな?

衆参の議員が一か所に集まる ことってあるのかな?

あなたが議長席にすわったら?

あなたが議員だったら?

????????????????????????

????????????????????????????

??????12?11?????????????????????????????????5:18:03?5:33:28??

??6??4????? ????????????

??

??

????????????CO2??CO2????????

**??????2.5????????????????????????CO2????????????**

??

**????????????????????????**

??

**????????????????????????????????????**

????????????????????????????????

**????????????????????????????**

??





Posted in ??????????, ???, ?? | No Comments »

??

?? ?? · Wednesday, December 25th, 2024

??

????????1??



v-graphix/iStock

????????????????

※数値は全て暫定値であり、今後変動し得る。

### 【参考】2040年度におけるエネルギー需給の見通し

● 2040年度エネルギー需給の見通しは、諸外国における分析手法も参考としながら、**様々な不確実性が存在することを念頭に、複数のシナリオを用いた一定の幅として提示。**

\* 新たなエネルギー需給見通しでは、NDCを実現できた場合に加え、実現できなかったリスクシナリオも参考値として提示。

		2023年度 (速報値)	2040年度 (見通し)
エネルギー自給率		15.2%	3～4割程度
発電電力量		9854億kWh	1.1～1.2兆kWh程度
電源構成	再エネ	22.9%	4～5割程度
	太陽光	9.8%	22～29%程度
	風力	1.1%	4～8%程度
	水力	7.6%	8～10%程度
	地熱	0.3%	1～2%程度
	バイオマス	4.1%	5～6%程度
	原子力	8.5%	2割程度
火力		68.6%	3～4割程度
最終エネルギー消費量		3.0億kL	2.6～2.8億kL程度
温室効果ガス削減割合 (2013年度比)		22.9% <small>※2022年度実績</small>	73% (注)

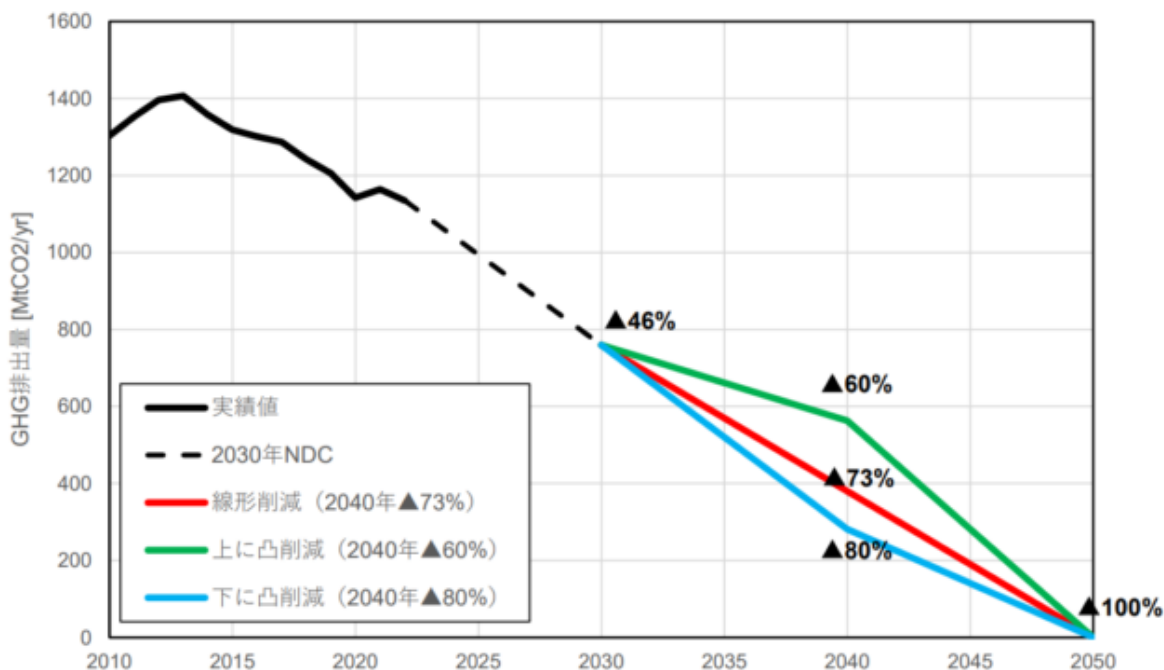
??1?????

?????????????6?????2030??36?38????????????22.9??????5?????1.6?????????????????  
 ??????????2040??4?5????????????????????

????????????????????????????????FIT????????????????????FIT????????????????????2032?  
 ?????????????

??2050????????(GHG)????????  
 ?????????????????????????????????2040??73???????????????????????????

## GHG排出量削減経路の想定



世界全体では、1.5°Cシナリオ+2030年各国NDCs+主要先進国は2050年CN (線形排出削減)を想定

RITE

????????????????2??

????????????????????10??

????????????????????

????????????????????12.5????2040??2????????30??

????????5????10????27??2040????60????13????

????????3??





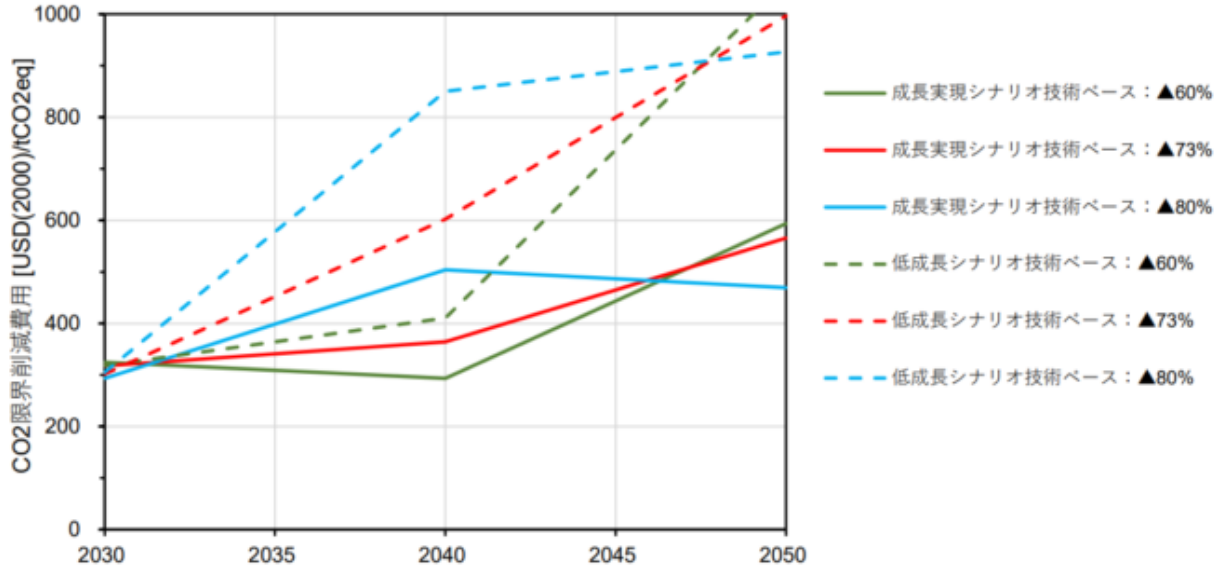


??LNG?3?4????????2?3????????????????????  
3???????

????????????????????????????????25????????75????????????????????GHG????????  
??2040??73????????????????2040????2??2050????3????????RITE??????



# CO<sub>2</sub>限界削減費用：時系列



??5?RITE?

????????????????GX????????2040????????385????????????????????????????  
????????????????????????????

??GHG????????  
??

Posted in ??????????, ??? | No Comments »

## ????????????

?? ?? · Wednesday, December 25th, 2024

????????????????????????????????12?19????????????

????????????????????????AZEC????????????????????????????  
????????????????????????



Halyna Romaniv/iStock

????????????????AZEC????

????????????????????????????????11??  
??????????????



????????????

AZEC????????????

1. ?????????
  - ?????????
  - ?????????
2. ?????????
  - ?????????CCUS????????
  - ?????????
3. ???????
  - ?????????
  - ?????????

????????????

????????????

????????????2016?3?????100????????

????????????FIT????????

????????????







????????H2??H2????????  
????????H2??  
??????????

????????????????????1????????????????4??H2????????????????????????????????????  
????????????????????????

??  
????????????????????????AZEC????????????????????????????????

Posted in ??????????, ??? | No Comments »

# IEA????????????????????

?? ?? · Monday, December 23rd, 2024



Sergei Chuyko/iStock

????????IEA??









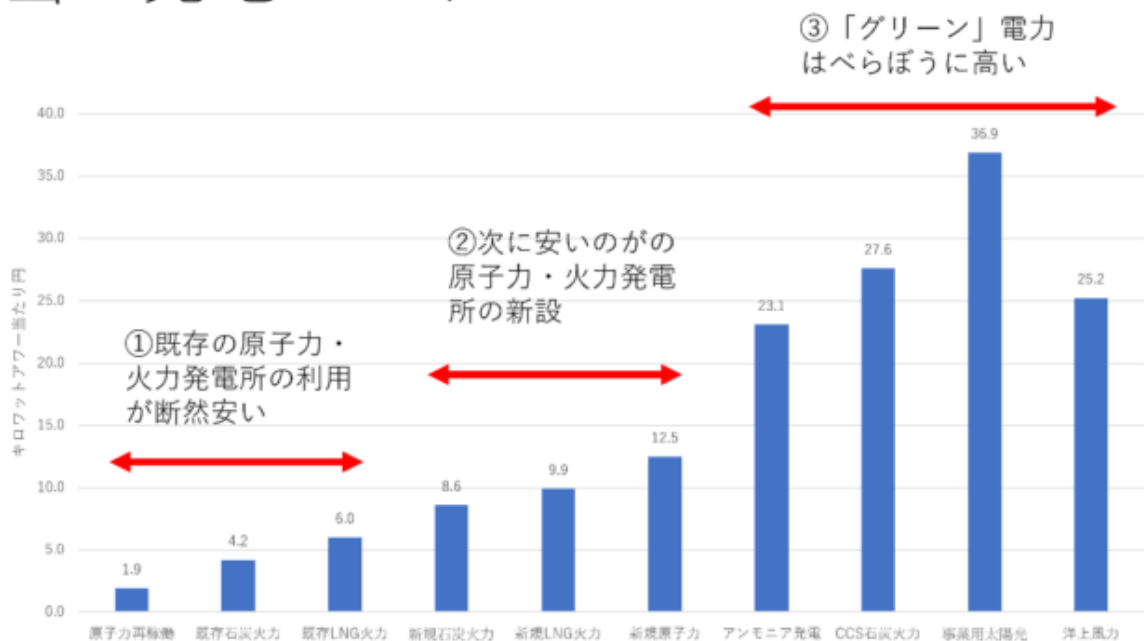
shotbydave/iStock

??

??

2040????????????????????????????????????1??

# 本当の発電コスト



?1?2040????????????????????????????



?



Posted in ??????????, ??? | No Comments »

????????????????????????????NZBA?????

?? ?? · Wednesday, December 18th, 2024

12?6???Net-Zero      Banking  
Alliance?NZBA??

????????????????????????????ESG??NZIA????????????????????ClimateAc  
tion100+??NZBA????????????????????????????

????????????????????????????ESG????????????????????????????2025?1??  
??



Vitalii Petrushenko/iStock

**NZBA????**

NZBA????2050??  
??

????ESG??  
??

**??21????????????????ESG???????????**

??  
??

**??????????????????**

????????????????2019??2030????7500????????????????????????????????75????????????????

??CEO??NZBA??  
????????????????????????????????????

??NZBA??  
????????????????????????????????????

**??????????????????**

????????

??CPAC????????????????????????????????????DAY1  
????????????????????????????????

??????

??NZBA????????????????  
????????

????????

??  
????????

**ESG????????**

????????????????ESG????????????????????????????

**ESG????????**

?ESG????????????????????????????????ESG????????????????????????????ESG????????????????  
????????????

????????

??EU????????????????????  
??

?????COP29????????????3000????????

?3??600????????  
??

**????????????????????**

???

????????????NZBA????????????????ESG??  
??

??  
?????

????????ESG????????????????????????????????????

Posted in ??????????, ??, ???? | No Comments »

????????????????????

?? ?? · Monday, December 16th, 2024



Douglas Rissing/iStock

??

??

??

??  
????????????????????????

??  
????????????????????

??

????????????????

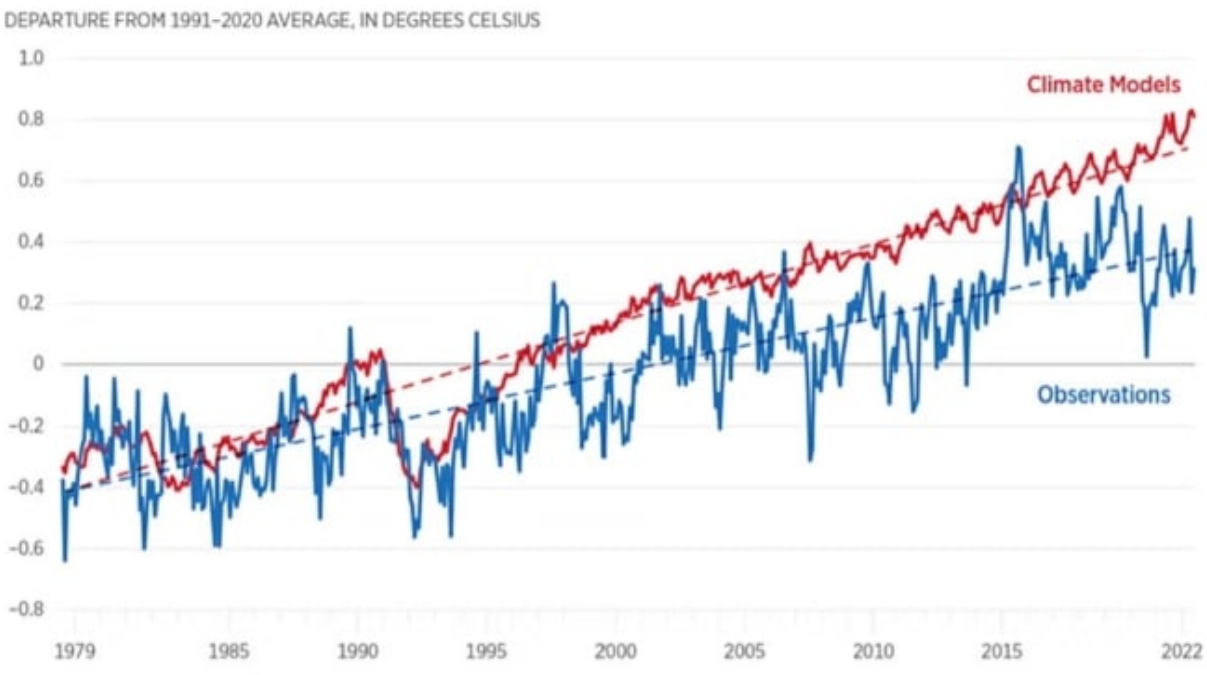


????????????????????????50????????????????????????????????????  
????????????????????????????????????

**Global Warming: Observations vs. Climate Models**



# Global Average Surface-Air Temperature Variations, 1979–2022



**NOTE:** Figures have been adjusted to align trends starting in 1979.  
**SOURCES:** Author's calculations based on data from five different observation-based datasets and 36 climate models taking part in the sixth IPCC Climate Model Intercomparison Project, and KNMI Climate Explorer, "Starting Point," <https://climexp.knmi.nl/start.cgi> (accessed January 10, 2024).

BG3809 heritage.org

????????????1979-2022??  
 ?????????????????????????????????  
 ?????????????????????????????????

IPCC??  
 ???  
 CO2??  
 ?????????????????????????????

## The Unreliability of Current Global Temperature and Solar Activity Estimates and Its Implications for the Attribution of Global Warming

??  
 ???  
 ???GX????????????  
 ?



Posted in ???, ????? | No Comments »

????????????CCS????????CCS???

?? ?? · Friday, December 13th, 2024



pcess609/iStock

????????????????????????????????CCS?Carbon dioxide Capture & Storage????????????????????????????????CO2??

????????????????

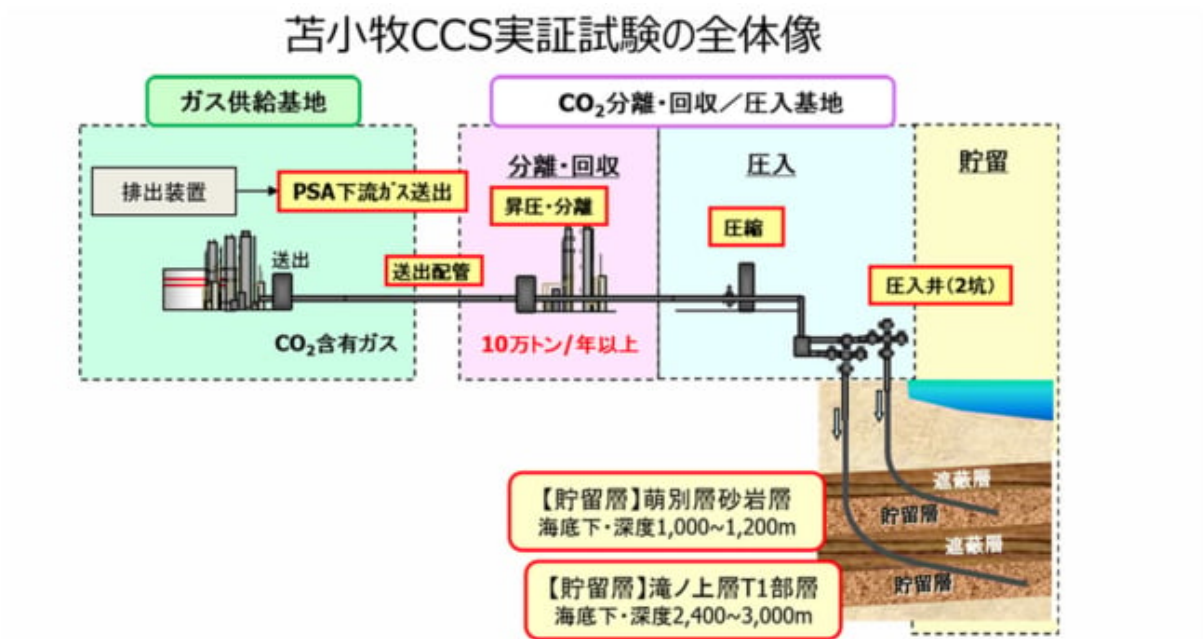
????CCS??????

????????????????CO2????????????CCS?CO2????????????

CCS?CO2??  
????????????????CO2????????????CCS????????????????????????????

??????2050????????????????????2030????CCS????????????????????????????????????  
????????????CO2????????????CCS??  
????????????????????????????????

????????????????????????????CCS????????????????????????CO2????????????3,000?????????  
??2012??2020????????????30??CO2????????????????????????



PSA（Pressure Swing Adsorption、圧カスイング吸着）：  
水素製造装置の生成ガスから高純度水素ガスを得る装置。PSA装置からの下流ガスには高濃度CO<sub>2</sub>が含まれる。

?????????CCS????????????

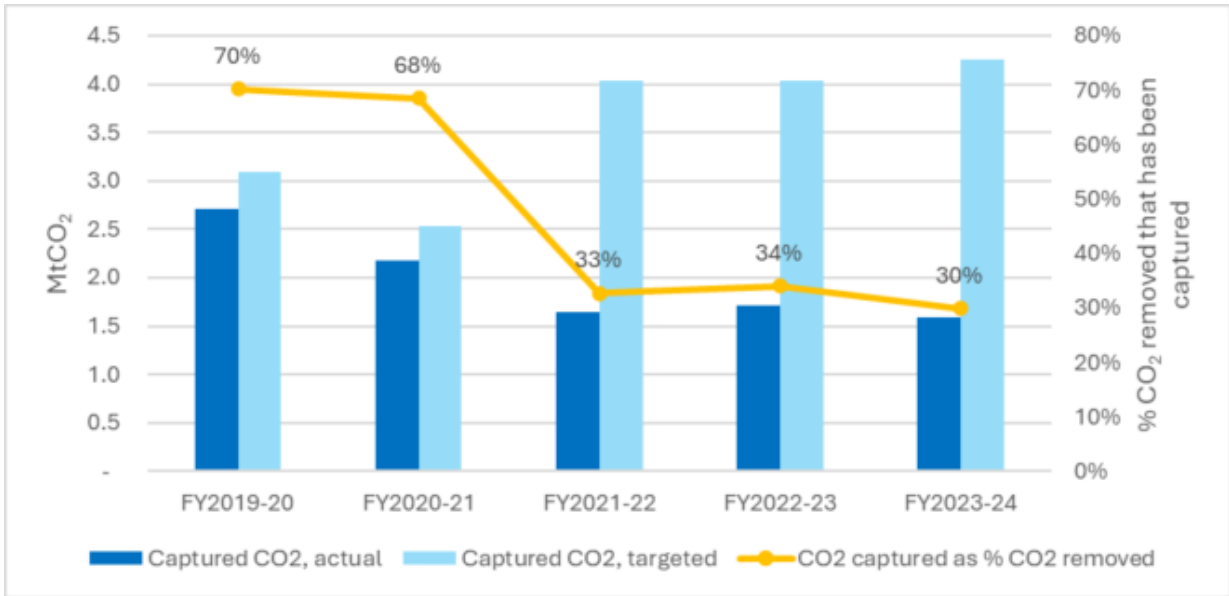
CCS??

?????????CCS??????

????????????CCS????????????????????????????2019?8????????????CO2????????????  
2000m??CCS????????????CO2?80??  
????400????????????????

**Expensive failure: Flagship Gorgon CCS collects less CO2 in worst year | RenewEconomy**

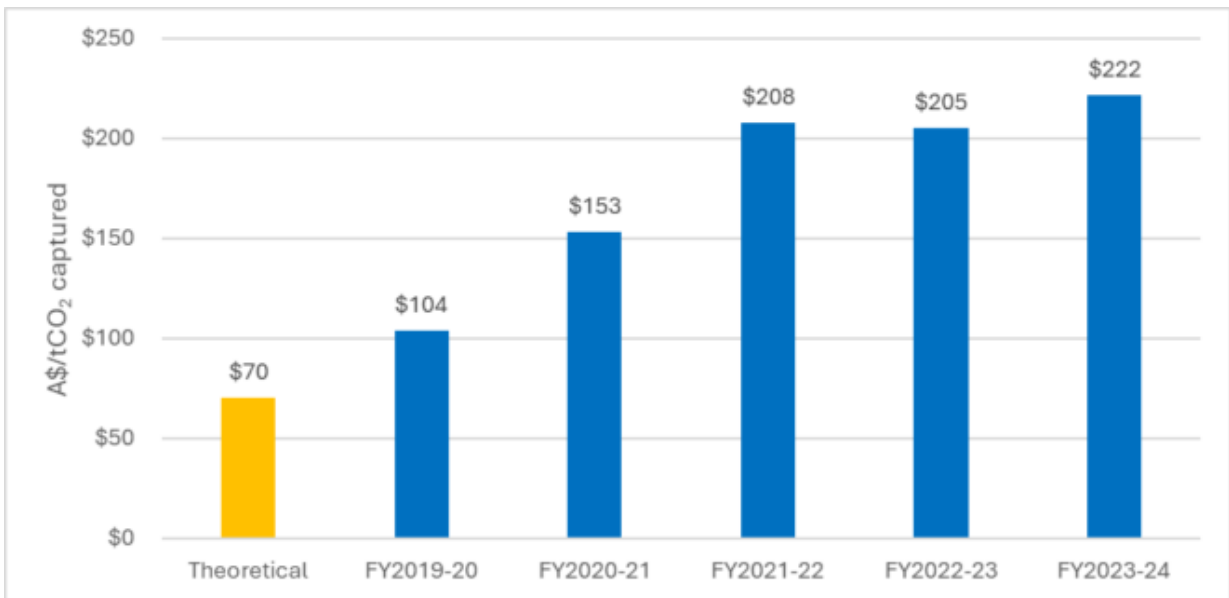
????????????2024????????????160????????????2019????????????



reneweconomy

2023 2019-20 10  
2024 9 144 CCS

CO2 2019-20 25 2023  
32 CO2 70 200  
1 40



reneweconomy

(i) (ii)  
CO2  
CO2

3

QUESTION

QUESTION: How much CO2 emissions are expected to be captured by 2050?

ANSWER

ANSWER: According to the IEA Net Zero Emissions (NZE) scenario, CO2 emissions are expected to be captured by 2050 at a rate of 23,000 million tonnes per year.

QUESTION

QUESTION: How much CO2 emissions are expected to be captured by 2050 by CCS and LNG?

ANSWER

ANSWER: CCS is expected to capture 23,000 million tonnes per year by 2050.

QUESTION

QUESTION: How much CO2 emissions are expected to be captured by CCS and LNG?

ANSWER

ANSWER: CCS is expected to capture 23,000 million tonnes per year by 2050.

QUESTION

QUESTION: How much CO2 emissions are expected to be captured by CCS and LNG?

ANSWER

ANSWER: CCS is expected to capture 23,000 million tonnes per year by 2050.

ANSWER: According to the IEA Net Zero Emissions (NZE) scenario, CO2 emissions are expected to be captured by 2050 at a rate of 23,000 million tonnes per year.

ANSWER: According to the IEA Net Zero Emissions (NZE) scenario, CO2 emissions are expected to be captured by 2050 at a rate of 23,000 million tonnes per year.



ANSWER: According to the IEA Net Zero Emissions (NZE) scenario, CO2 emissions are expected to be captured by 2050 at a rate of 23,000 million tonnes per year.

ANSWER: According to the IEA Net Zero Emissions (NZE) scenario, CO2 emissions are expected to be captured by 2050 at a rate of 23,000 million tonnes per year.

ANSWER: According to the IEA Net Zero Emissions (NZE) scenario, CO2 emissions are expected to be captured by 2050 at a rate of 23,000 million tonnes per year.

Posted in ??????????, ??, ?????????? | No Comments »

# COP29???????

?? ? · Thursday, December 12th, 2024



COP29?????????

????COP29?????????

????????????????

????2035????????1.3????????7????????3000????????8????2????????

????7????????1.3???  
 ???8????????3000????????????

????1.3????????????????????????????????????27?1.3????????????????????????????????????  
 ?????

????8????????3000????????????????1000????????2010????????1000????????????  
 ???

3000??  
 ?????????????????????9??  
 ?????????????

?????3000????????????????2500????????????????????????????5000????????????????  
????????????????????3000????????????

????1.3??

NCQG????????????????????????????



??  
??  
??

??

????????COP29??

?????????????????No deal is better than bad deal?????????????????Bad deal is better than no  
deal??????

????????????COP29????????????COP21????????????COP????NCQG????2025??COP30????????  
????????????????????????

????????COP29????????2025??  
??

??  
??

**????????????**

??

??3????????????????????????  
?????

????????????????????UAE????????????JTWG????????????????????????  
????????????????????????

**????????????**

????????????????????????COP29????6?2?4????????????????????

6?2????????????JCM????2????????????????????????????????????  
??EU????????????????????????????????

??

**COP29???**

COP29????????????????????????3000????????????????????????  
????????????????????????????????



1.5?2?2050??

2023?1.5??

3000?1.3??2035?3000??

1000?13??3000

drill, baby, drill)

4?4?EU?3000?10??

1.5?2050??

1.5??IPCC?6?1.5??CO2?2030?48?2035?65?2019??2030?9?2030?35?7.6??

2020?2019?75.8?10??

17?SDGs?15??9??

NDC?2??

1.5??

2024?2025?2035?NDC?NDC?UNEP?1.5??

COP30?NDC?NDC??

EU??

2024?10?BRICS?EU?CBAM??

??

Posted in [Energy](#), [Climate](#), [Policy](#) | [No Comments](#) »



??2010????????????????????14?????21?????????????  
???2022?????28?????34?????????

????????????2010??

??  
????????????????????

???2023?5????????????????????????Gx?????10???150???Gx?????????????

????????????????????????150????????1????120????3?????360????????????????????????CO2  
??

??

?



Posted in ??????????, ??? | No Comments »

### COP29?????????

?? ? · Wednesday, December 11th, 2024



COP29??????????

11?16??24????????????????????COP29????????????COP29????????????????????

**COP29??COP**

2023??COP28????????????COP????????COP29????COP????

COP28????????????1.5????????????2030????????????  
????????????transition away from fossil  
fuels????????????NDC????????2030????6????2050????????  
??4????????????????????

????????????????????COP29????????????

**NCQG????????**

COP29????????2025????????NCQG?New Collective Quantitative Goals????????

????????2009????????2010????????2020????1000????????2015????????2  
025????????1000????????2025????????????????1000????????  
????????????????

????COP????????????2024??COP29????????CO  
P21????????COP????????

????NCQG????????1.????????1.3????????  
????????????

1000 billion USD 100 billion USD 10 trillion USD Not billion, but trillion

NCQG

2000

2000 NCQG 2000

shall provide encouraged to provide or continue to provide mobilize

1 shall provide encouraged to provide or continue to provide mobilize

NCQG

7

COP COP

COP28 UAE

COP28 UAE

7

COP29 2024

NCQG

7

2035 13,000

7

9/CP.21 53 (a) (b) (c)



????????66??

????2050?CO2??

?????CO2?????CCS????????????????????????????????????CO2??  
??

??CO2????????????????????????????

??

??  
??????GX????????????????????????????????????

?????CO2??

??

??

??????7????????????????????????????????????CO2??

?



Posted in ??????????, ??, ????? | No Comments »

????????????????????????????????“??”????????????????

?? ?? ? - Friday, December 6th, 2024





butenkow/iStock

1984 50

**Trusted Flaggers**

1

2 100 3 10

22 7

11 12 6 15 64





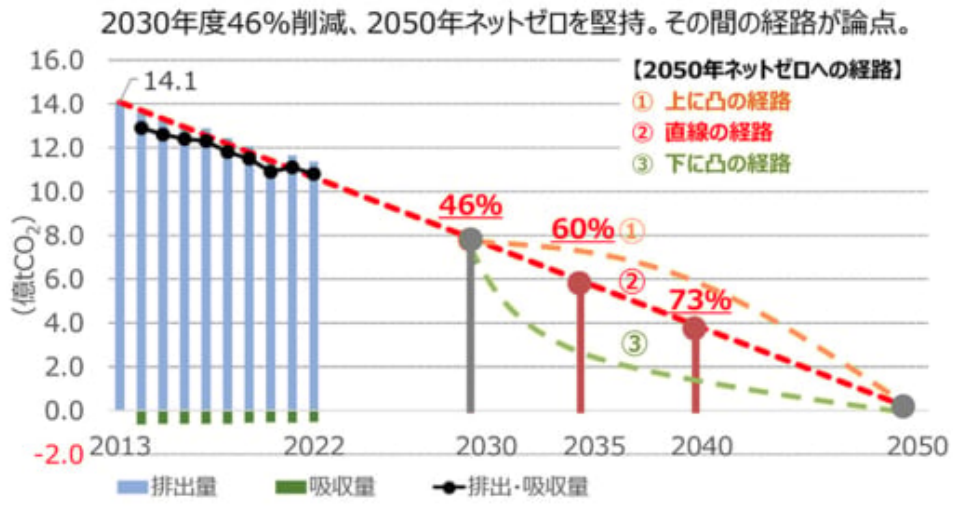
????????10?31????????2035??CO2?60????????????????????????????????????

????????????????????????????2050??  
?????WG ??????6??

2050??

????????????????4????????CO2????????????3?????

日本の排出削減の現状と次期NDC（Nationally Determined Contribution）水準



NDCについての代表的な見解

① 上に凸の経路	<ul style="list-style-type: none"> <li>技術の革新が生まれ、排出削減が将来加速することを踏まえると、上に凸といった考えもある。</li> </ul>
② 直線の経路	<ul style="list-style-type: none"> <li>2050年ネットゼロと整合的な道筋を示し続けることが、企業・社会にとって予見可能性を高める。</li> </ul>
③ 下に凸の経路	<ul style="list-style-type: none"> <li>世界平均以上の目標を掲げるという姿勢を示すことで、はじめて途上国が動く。</li> </ul>

2030年度から先の削減目標、削減経路については、多様なご意見があったところ、**2050年ネットゼロ実現に向けた我が国の明確な経路**を示し、排出削減と経済成長の同時実現に向けた予見可能性を高める観点から、**直線的な経路を軸に検討を進めることとどうか。**

2035??60??

??2????????????????

### これまでの合同会合でいただいた次期目標に関する主なご意見

- 経済合理的に考えると上に凸の形になり、過去を見ても同様の経路であったことも理解しながら、今後の2035年度や2040年度の目標を考える必要がある。
- 農業分野でも、最初はスロースタートでだんだんと指数関数的に伸びていく形（削減経路）を取らざるをえない状況。雇用を維持しながら国内の自給率を高める意味では、他の産業でも、農業と共通する部分がある。
- このままエネルギー多消費産業の衰退が進めば、経済と環境の好循環は達成されず、雇用も失われる。1.5℃目標への整合は目指しつつ、ある程度柔軟性を持った排出削減目標を考える必要がある。
- イノベーションによる排出削減効果が現れるまでに時間がかかることを踏まえ、上に凸で将来急速に下がる合理的なパスが、2050年ネットゼロに向けて直線的な削減を目指すべきか、G7の一員としての日本の国際的な発信の在り方も考えながら検討を深めるべき。
- 将来的にネットゼロにするだけでなく、早期の排出削減の考え方の下、カーボンバジェットの考え方を忘れずに、海外への貢献も含めて検討する必要がある。
- グローバルストックテイクで合意された、2019年比2035年60%削減に沿って、次期NDCを考えていく必要。野心的な数値目標は、企業にとってイノベーションのきっかけにもつながる。
- 2050年ネットゼロ、1.5度目標と整合的な道筋を示し続けるということが、企業・社会にとって予見可能性を高めることにつながる。
- 国際的な1.5℃目標や日本の2050年ネットゼロ目標に整合した意欲的な目標を掲げるべきであり、それをダウングレードするようなシグナルを社会に発するべきではないが、現実的な政策に知恵を出すことが必要。
- 最終的に目指すべきゴールについて、専門性を持った各セクターが共通認識を持って取り組むことが重要。その最終ゴールからバックキャストして高い目標を掲げることが重要。

2

??

- 2050?CO2????????????????????????????????
- ??
- ????????????????????2050?CO2????????????????????????????????????
- ????????????????????????????????
- ??CO2????????????????
- ??
- ????????CO2????????????????????0.006????????

????2035?60????????????????????????????????2025????10??  
??

????????????????????????????????????

?





Posted in ??????????, ??? | No Comments »

????????????????????CO2????????????????

?? ?? · Wednesday, December 4th, 2024



Lari Bat/iStock

??

??

??????????????

??  
?????11?15??  
??

??????????????????

??CEO????????????E&E????????  
????????????????????????11?18??CO2????????????????  
????????????????????

??????EPA??????????????

????????????11?11??  
??

??

??  
??1?20????????

??????????????????????????????

????????????????????2050?CO2????????????????2035???CO2???60????????????????????????????????2025?  
?2?10????????????????????

????????????48??????????????????

??

??

?



Posted in ????????????, ??? | No Comments »



?????????48????????????????

?? ?? · Tuesday, December 3rd, 2024



malerapaso/iStock

11?24??COP29?????2035????????????????????????????????3000????????????????????????????48????  
 ???CO2??  
 ?????????????????????????????1000????????????????????10????3????????????

Figure 1. Climate finance provided and mobilised in 2013-2022 (USD billion)



????????????

Climate Finance Provided and Mobilised by Developed Countries in 2013-2022

????????????????????????????

??48??1??5??

??????11?25?????2035???CO2??60????????????????????????????????????25?2?10????  
????????????

????????????????????????????10??150????????????????????????????????60????????????

??

????48????????????1?20??  
????????????????????????

??CO2????????????????  
????????????????????

??CO2????????

????????3000????????????????????1????5????????????????3000????????????????  
????????CO2????????????????????????????????

??

?



Posted in ??????????, ???, ????? | No Comments »

??

?? ?? · Sunday, December 1st, 2024

??

??

??

????????????11?29????????????????????????

??

???

????????????????1???????

??

????????????????????APEC????????????????????  
??

??



????????????????

????HP??





216?????????????  
???HP??

????????????????2.0?????

??67????????????????????????????????????  
??????JA??

??2.0??????x2.0????????????????

????????????

??

????????????????2.0????????????

????????????????????????????????????GX??  
??

????????????????GX????????????????????????????AI????????????????

????????????????GX????????2040????????????????100????????????

<https://agora-web.jp/archives/240629162834.html>

????????????????????????????????????BAR[????????]????????????????????????????

? ???



????????????????????

Posted in ??????????, ??, ?? | No Comments »

# COP29????????????????????????????????

?? ?? · Saturday, November 30th, 2024



COP29????????????

11?15??22????????????????????COP29????????????????????

????????????????????GX????????????????????  
 ???



COP29??????  
 ????

**??????COP29??????**

??COP29????11??  
 ???

????????????????????????2017?6?1??3????????????????????????3??  
 ???2019?11??1???2020?11?4????????????????????????  
 ???????2021?1?20??2????  
 ???????

????????????????????????3??1?20????????????  
 ???????2026?1?20??  
 ???????????

??COP??  
 ?????????????NGO??

??COP29????????2035????????????????????NCQG??????  
 ?????????????????????????????1000????????????????????2020?2????2022?13????????????????????  
 ???  
 ???



1.5  
1.3  
200

1122  
2035  
3000  
46

COP

COP  
2029  
4  
COP

3000

??????

COP

COP

3  
1992

3  
2

<sup>21</sup>  
COP29  
Annex1

3000  
1000

COP  
1.5

COP

**????????????????**

????????COP29????????COP29????????  
????????

????????  
??hard to abate????????

????????????????????

????????????  
????????

????????????  
????????  
????????

??COP????EV????  
?1.5????

????????COP29????

**????????????**

????EV????EV????

????????

????????

????????COP29????

?

? 1 ? ? ? ? 2015 ? ? COP 2 1

????????

??2026?1?20????

Posted in ?????????, ??, ???? | [No Comments »](#)

????????????????????

?? ?? · Tuesday, November 26th, 2024



InnaFelker/iStock

11??12??13????????????????????CLINTEL????????????????????”Climate change, facts and myths in the light of science”????????????????????

**Two day Clintel conference in the Parliament of Prague – Clintel**

??CO2??

??CLINTEL??World Climate Declaration????????????????????1961??

????????????????????CLINTEL????????????????????

1. ???
2. ???
3. ???
4. ???

- 5. ???
- 6. ???
- 7. ???
- 8. ???
- 9. ???????100??4??99????
- 10. ???  
????????
- 11. ???1990????????
- 12. ???2050????????????  
????????0.05?0.1????
- 13. ?????????????????????2050????????????????????????????????  
??4000??1????
- 14. ?????????????????????????????????????378,000????????????25????  
????????8????????????????????????????????GDP?20????2000????
- 15. ???CO2????
- 16. ?????????????????????????????????????15????????????
- 17. ?????????????????????????????????1TWh????????
- 18. ?????????????????????????????????????

??  
????????????????????????????????????

????????????CLINTEL????????5????????

**IPCC?????63????????????**

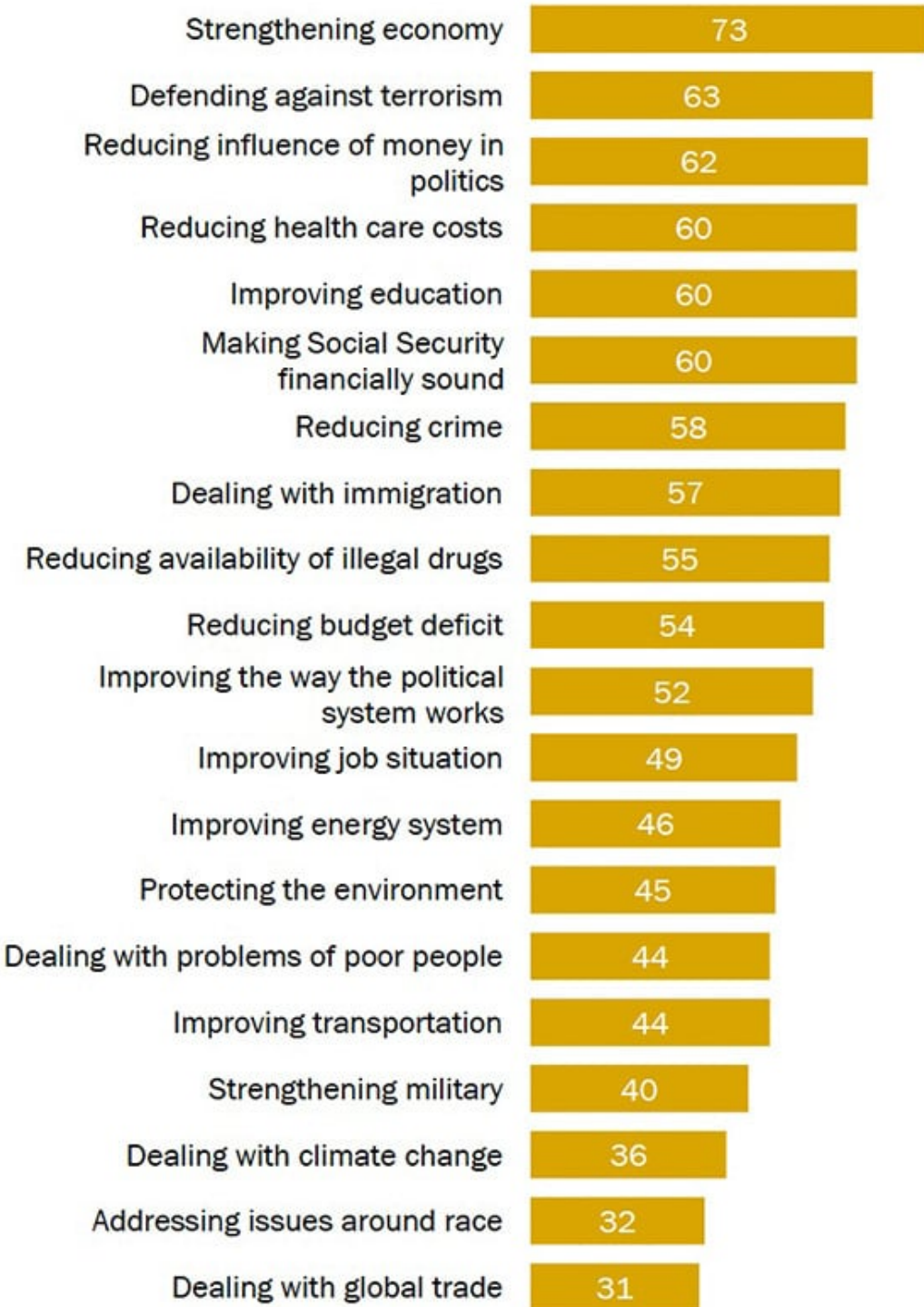
CLINTEL??2019?9?23????????????????????????500????????  
????????????????????????????????1961????

Posted in ??????????, ??, ????? | No Comments »



# Americans' top policy priority this year? Strengthening the economy

*% who say \_\_\_ should be a top priority for the president and Congress to address this year*



Source: Survey of U.S. adults conducted Jan. 16-21, 2024.

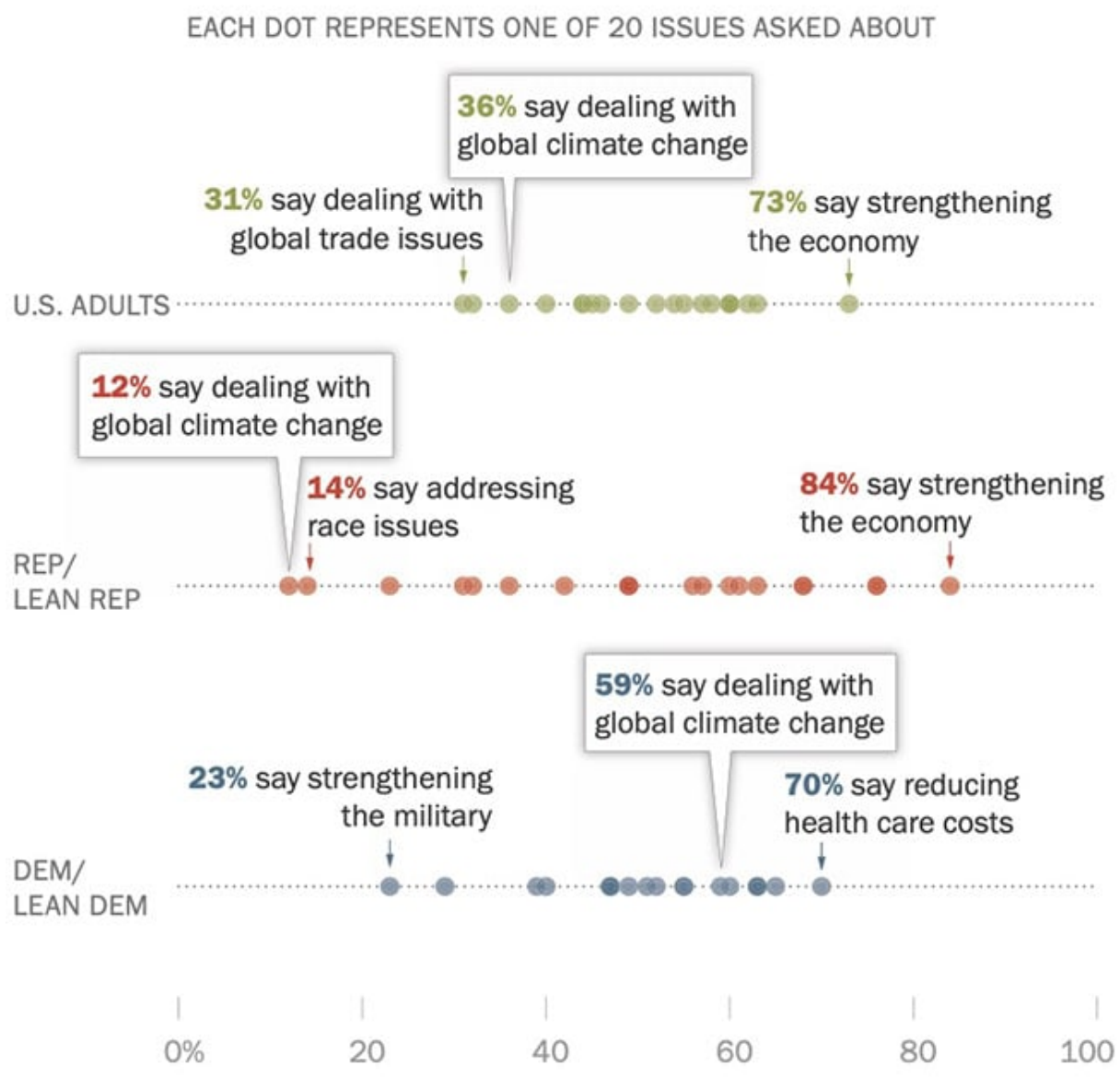
**PEW RESEARCH CENTER**



????????????????????84????????????????????????????????????12????????????????????????????59????????????????  
??????????

# Republicans rank climate change at the bottom of their priorities for the president and Congress in 2024

% of U.S. adults who describe each of the 20 issues asked about as a top priority for the president and Congress



Note: Respondents who gave other responses or did not give an answer are not shown.  
Source: Survey of U.S. adults conducted Jan. 16-21, 2024.

**PEW RESEARCH CENTER**



??

??11?16?????????Truth  
Social??

????????????????  
????????????????CEO??  
??  
????????????????????????????

??  
??

?????2021??  
??

??  
??????

?????????7????????????????????????????2050????????????????2040????????  
????????????????????

2017?4?7??  
????????????????

??  
?????????80????????????????????

??  
????????????????????????????

????????????????????????2020?10????????????????????????????  
??

??  
???- ?????????7????????? –????????

Posted in ??????????, ??? | [No Comments »](#)

# ????????????????????????????

?? ?? · Thursday, November 21st, 2024

????????

??2024?06?06????????????????

??

??

??

??

??

??

??

??

??

??

??

??

??

??CO2?1??

??

???

J-

??CO2????????????????

1??

I-1. J-クレジット制度の概要と目的

- J-クレジット制度とは、省エネ・再エネ設備の導入により排出削減されたり、森林管理により吸収されたりしたCO2等の温室効果ガスの量を認証し、認証分の「クレジット」を発行する国の制度。
- クレジットは、排出削減実績を主張する権利を「証券化」したようなものであり、自らも排出削減に努めているが、もっと（実態以上に）排出削減した“ことにしたい”者へ、移転・売却することが可能。
- こうした売買が、クレジットの創出者と購入者との間の自由取引（量も価格も自由）で行われることにより、「市場メカニズム」の下、地球温暖化対策の資金を循環させ社会全体で最適に配置させることが目的（認証それ自体、あるいは認証を通じた排出削減・吸収の“称揚”が最終目的ではない）。



1J-????????

2J-????????

??

1??  
??

J-

??  
??



????????????

??

??  
??

??  
??

??

??



?????? “??“??

???

????2018??CO2??150?  
????????????????????????????????

????????????????????...?

????????????????SBTi??  
???

2023?5????????????????????????????????Verra?CEO?15?????David  
Antonioli????????????????Verra????????????????CO2????????????????????????????

CEO????????????????????????Verra????????????????????????????????????Verra????  
????????????5????????????

??????2024?10????????????FBI??Ken Newcombe????????????????????????????

??????1996????????????????2005????????????????CDM????????????????????????30?  
????????????????Verra??

??

??2019????????????????  
??

??

??  
????????????????????????????????

????????????????????????????????????2022??CO2????????????2,541????????870????CO2?  
????????754??????

????????????????????????????????CO2????????????????J-  
????????????1,500?/??3,200?/??1.4?/kWh????????????????????2,000??×1500????3  
00?????

????????????????????CO2??“?????”????  
????????????????????????????????

?



Posted in ??????????, ??? | No Comments »

# ????????????????????????????COP???

?? ?? · Wednesday, November 20th, 2024

????????????????????????COP29??100????????  
????????????????????????

**????????????????...????COP29??????**

????????????????????????????????????

????????????????????

**????????????????????6?11?15??**

??



????????????6?11?15????

????????????????????????????

????

??100????????????????????????????  
????????????????????????

??????????

??0.1GW????????????????????????GW????????  
??1GW????100????????????  
????????? ?????????????????????

?????

100??  
????????????????

????

??  
????????

??

????????????????????

??  
????????????????????

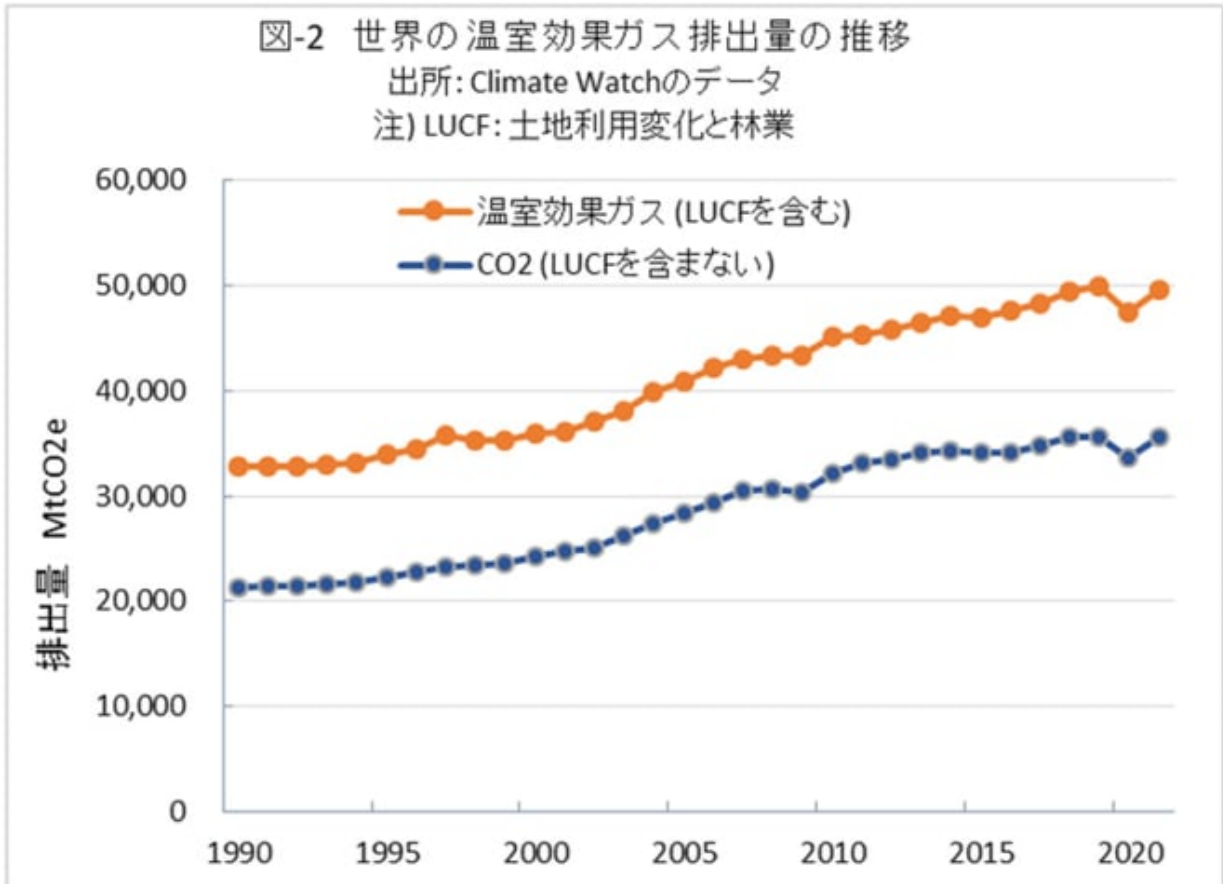
?





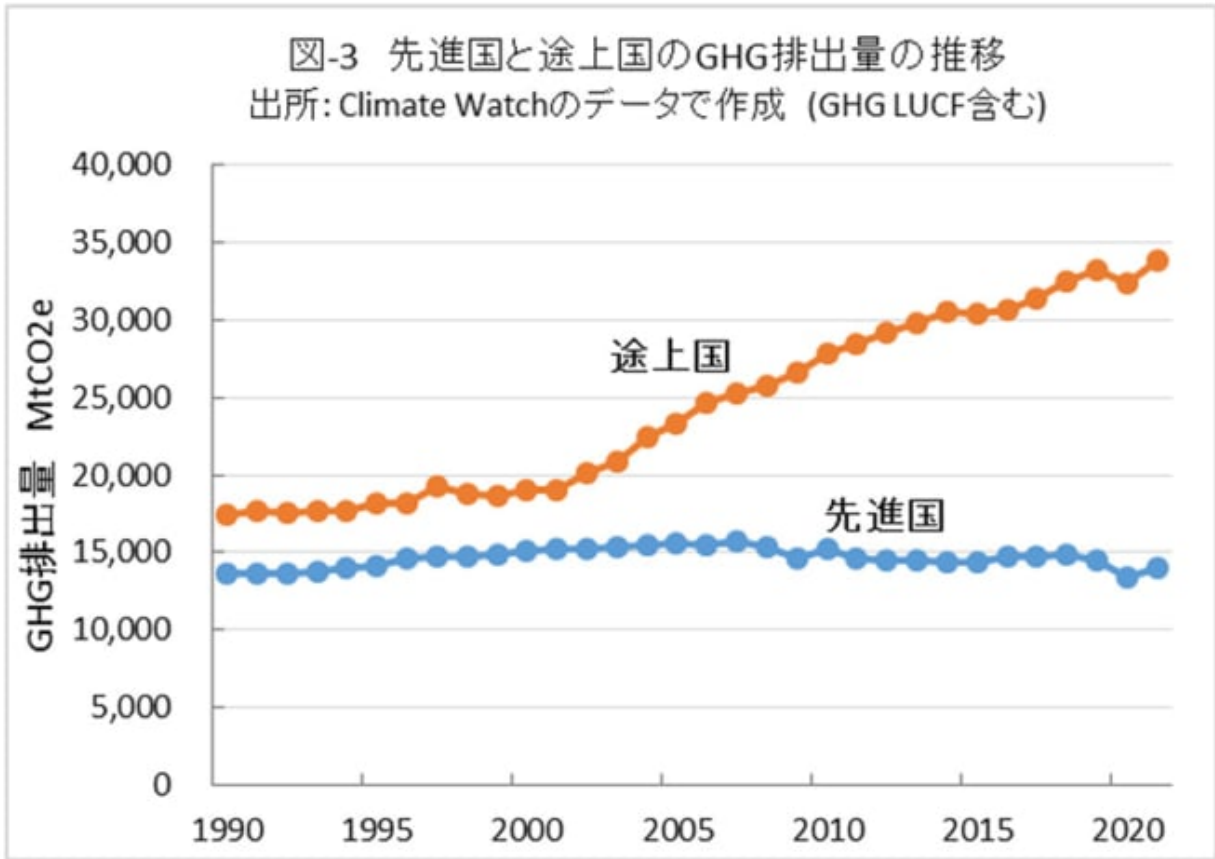






?2

???GHG????????????GHG????2/3??3?  
?



?3

????????????

??GHG????????????????????????

?1??GNI????4????????World Bank country classifications by income level??FY22?????2021-2022????????????

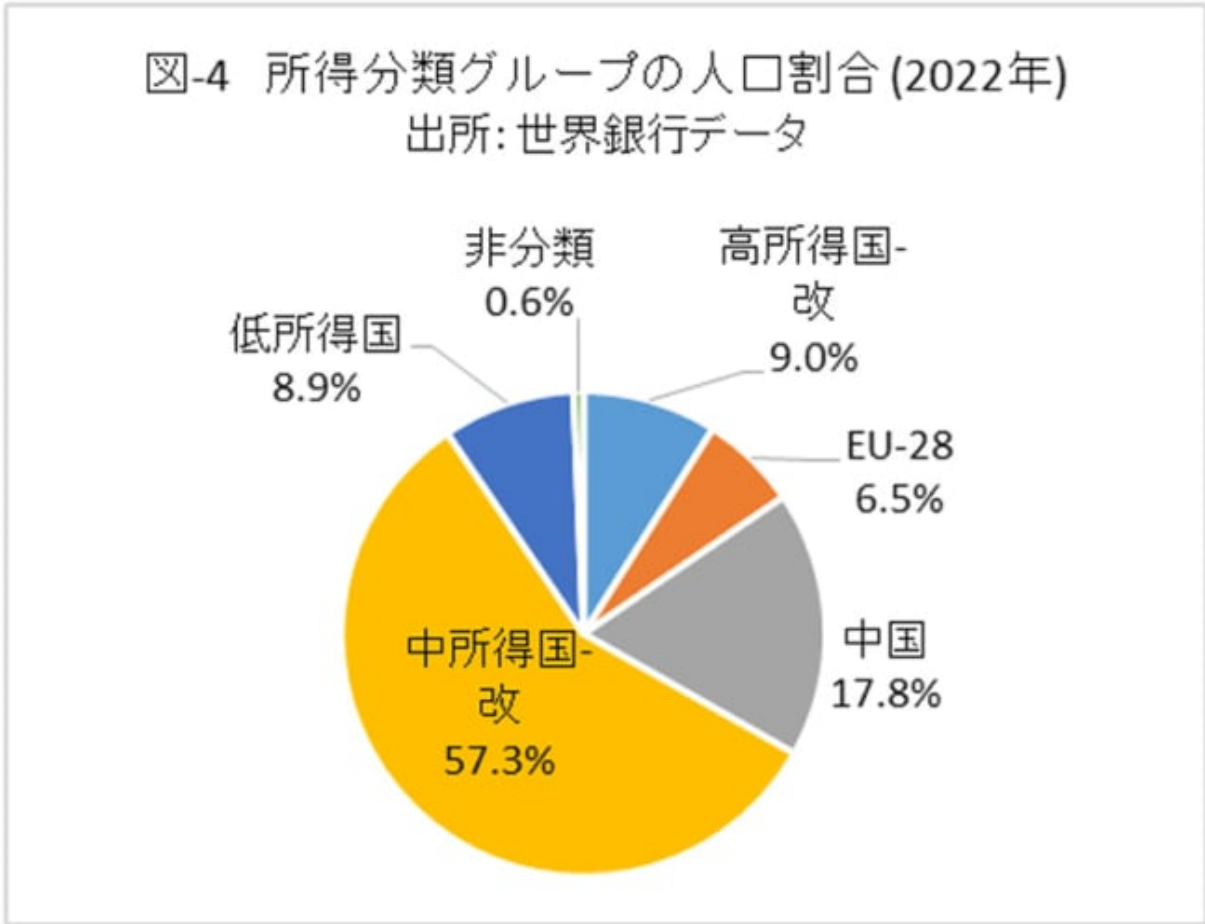
表-1 世界銀行の所得水準による国分類と本報告の国分類

本報告の分類	世界銀行、所得水準による国別分類 (FY22)		本報告での分類名称	備考
	分類名称	1人当たりGNI, USD		
先進国	High income countries	> 12,695	高所得国-改	EU除く
			EU-28	英国含む27カ国 ブルガリア含む
途上国	Upper-middle income countries	4,096 - 12,695	中国	
			中所得国-改	中国、ブルガリア除く
	Lower-middle income countries	1,046 - 4,095		
	Low income countries	< 1,045	低所得国	

?1

GHG??EU-28??EU-28????????????????  
???-??

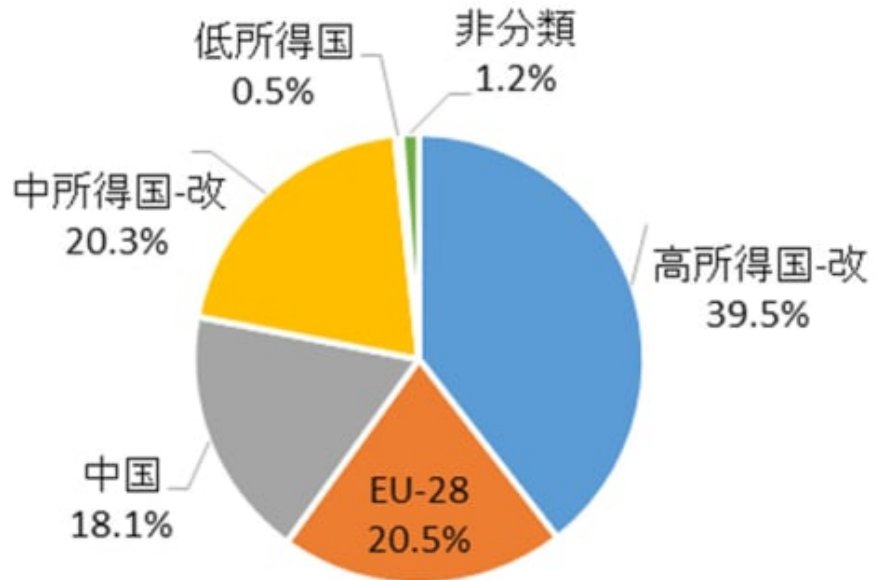
200 GHG GDP 5



4

GHG 2022 3/4 GDP 40%

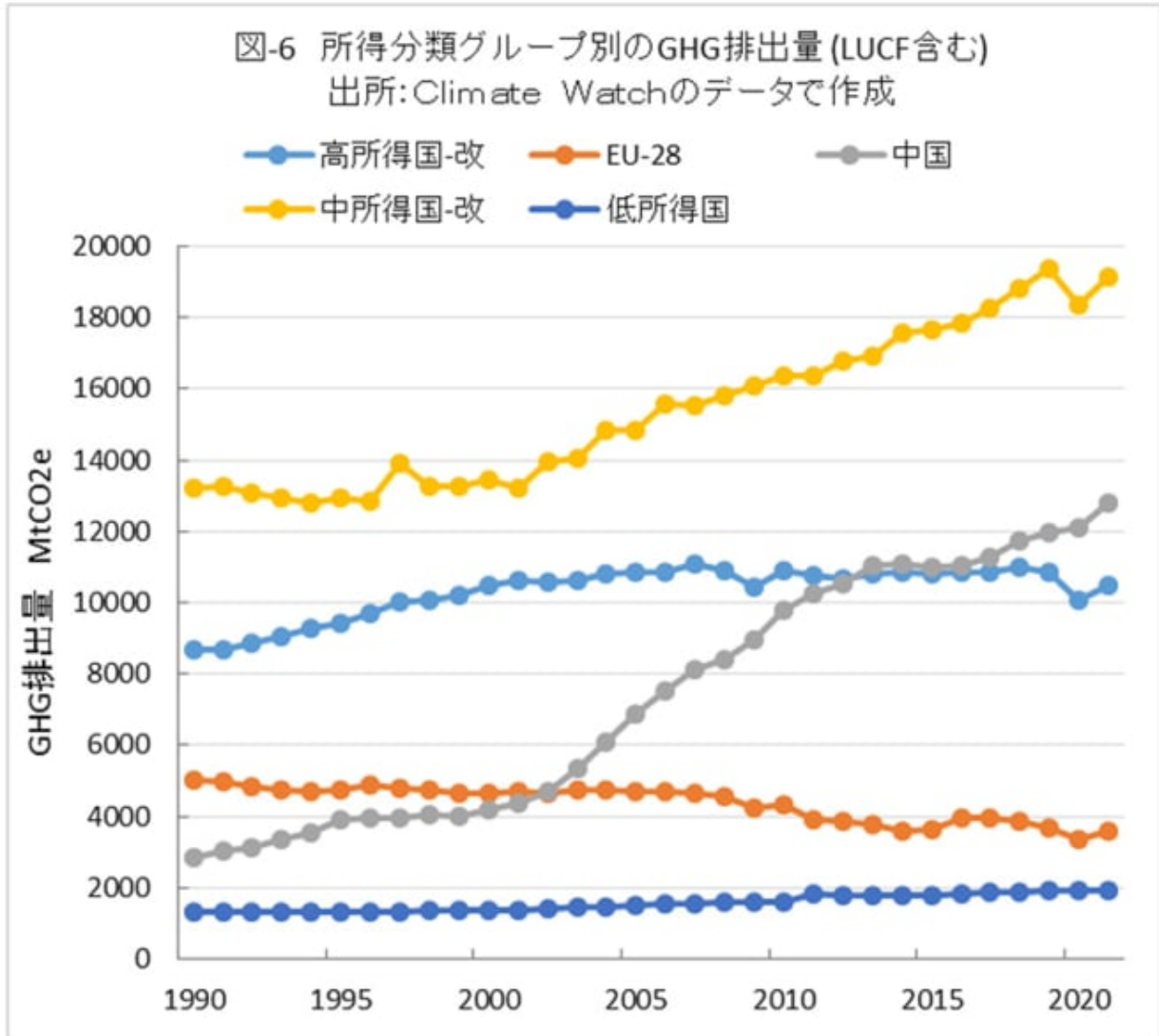
図-5 所得分類グループの実質GDP割合 (2022年)  
出所: 世界銀行データ (constant 2015 USD)



25

????????

EU-28?GHG????????????????????-????????????????????-  
??????GHG??

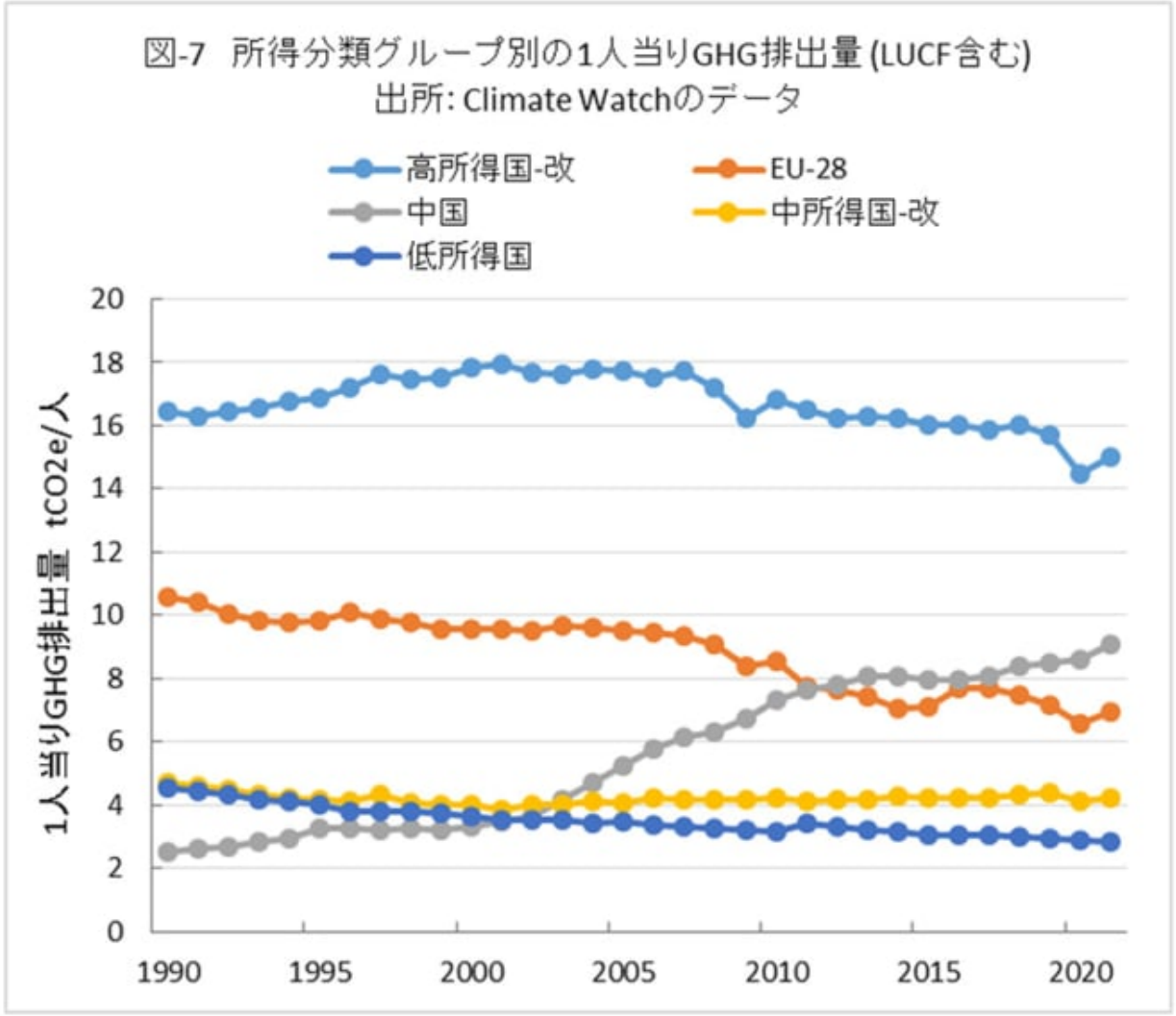


26

??????GHG????????????????GHG??GHG????????????????  
?

????????????GHG????????????????



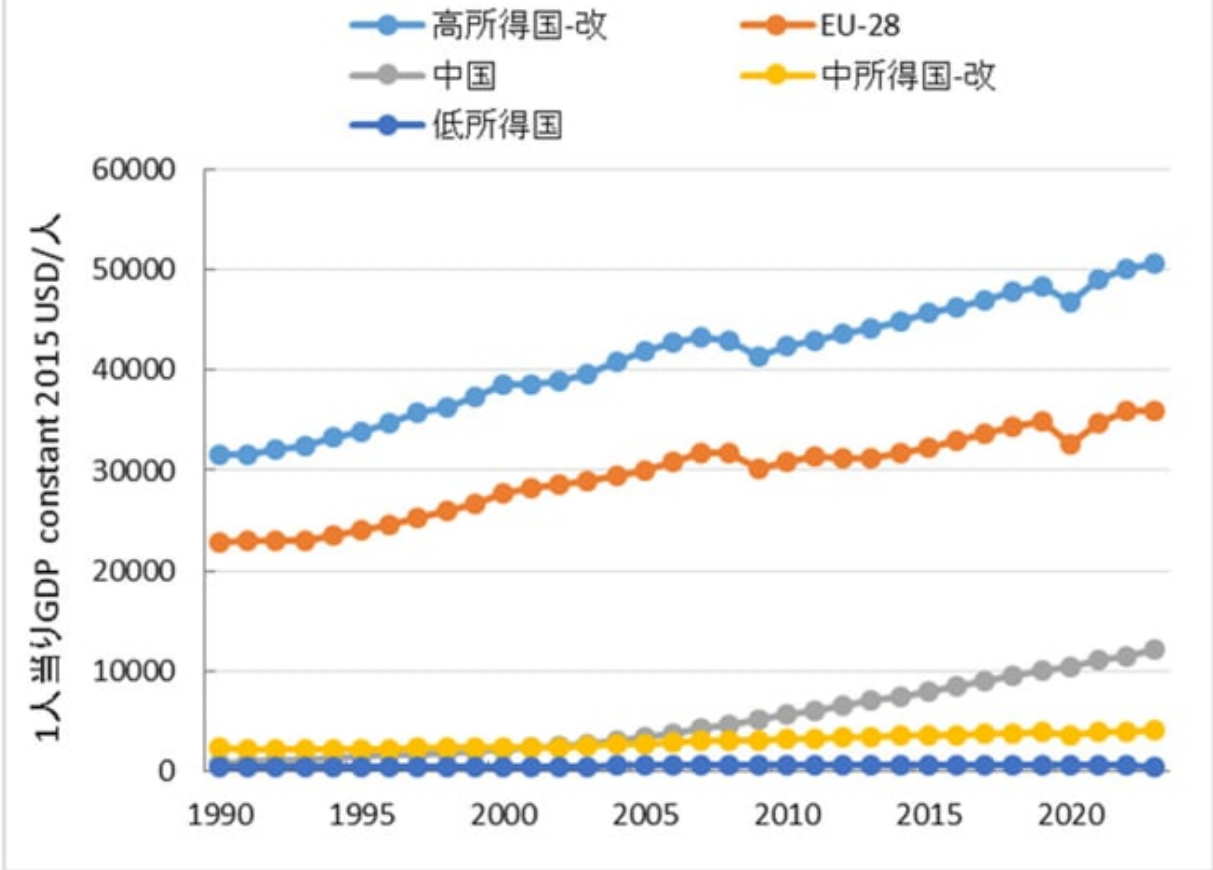


??

??????-??1???GHG?????????-??3??1?????GHG?????????EU-28????????60% ??????????-  
 ??????????GHG????????????????????????????

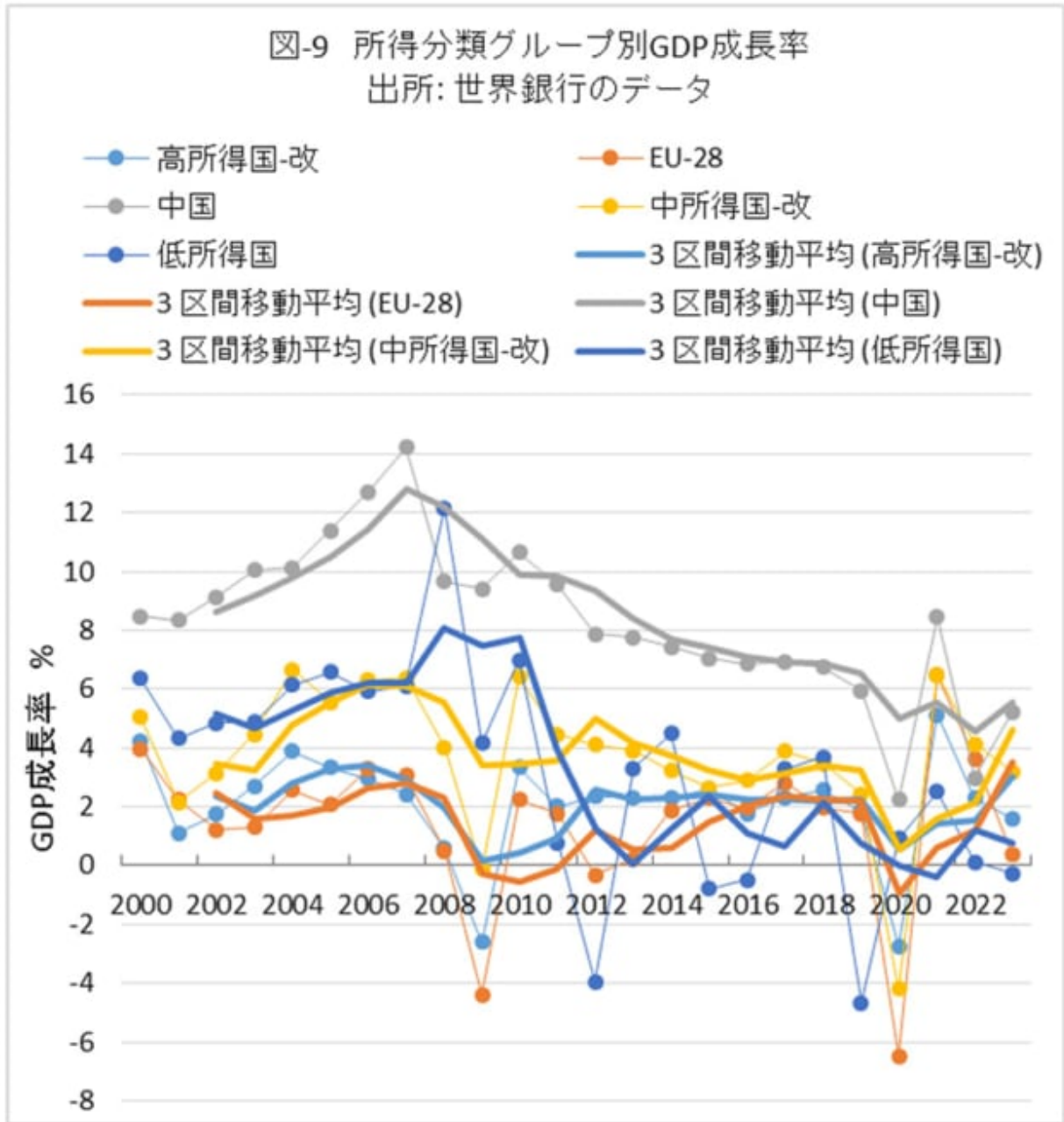
?8?????1??????GDP????????????????????-??????????-  
 ??10??1???EU-28?12% ???GHG??????  
 ????

図-8 所得分類グループ別の1人当りGDP  
出所: 世界銀行のデータ、GDP(constant 2015 USD)



78

????????GDP????????????????GDP????????????????????????????????3????????????????



9

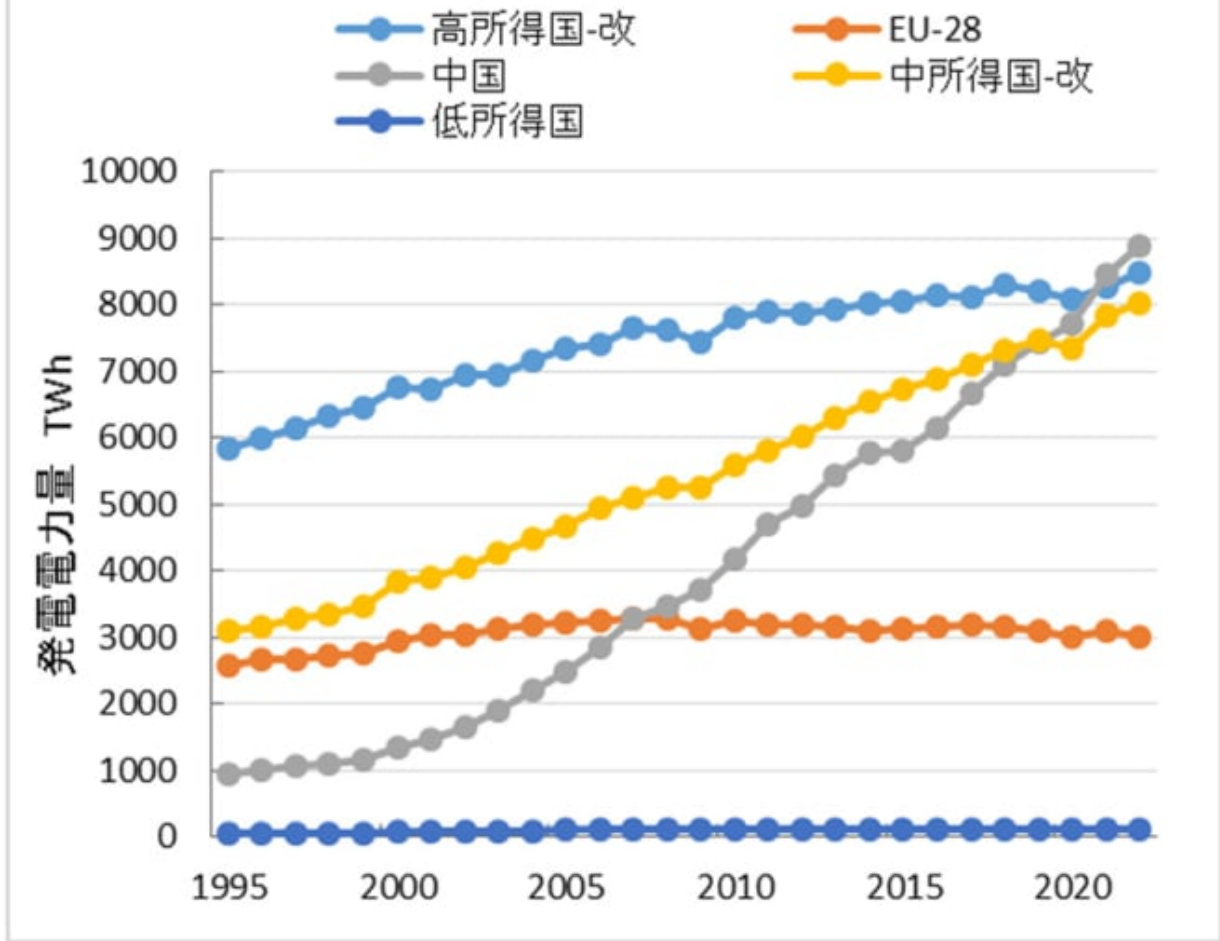
??-??EU-28?2% ?????????????????-??3% ???????????????????

2010??GHG????????????????????????  
??

?10????????????????U.S. Energy Information  
Administration??International??



図-11 所得分類グループ別の年間発電電力量  
出所: 米国エネルギー情報局(EIA)のデータ



?11

??

??CO2??CO2????  
??????????

??  
??

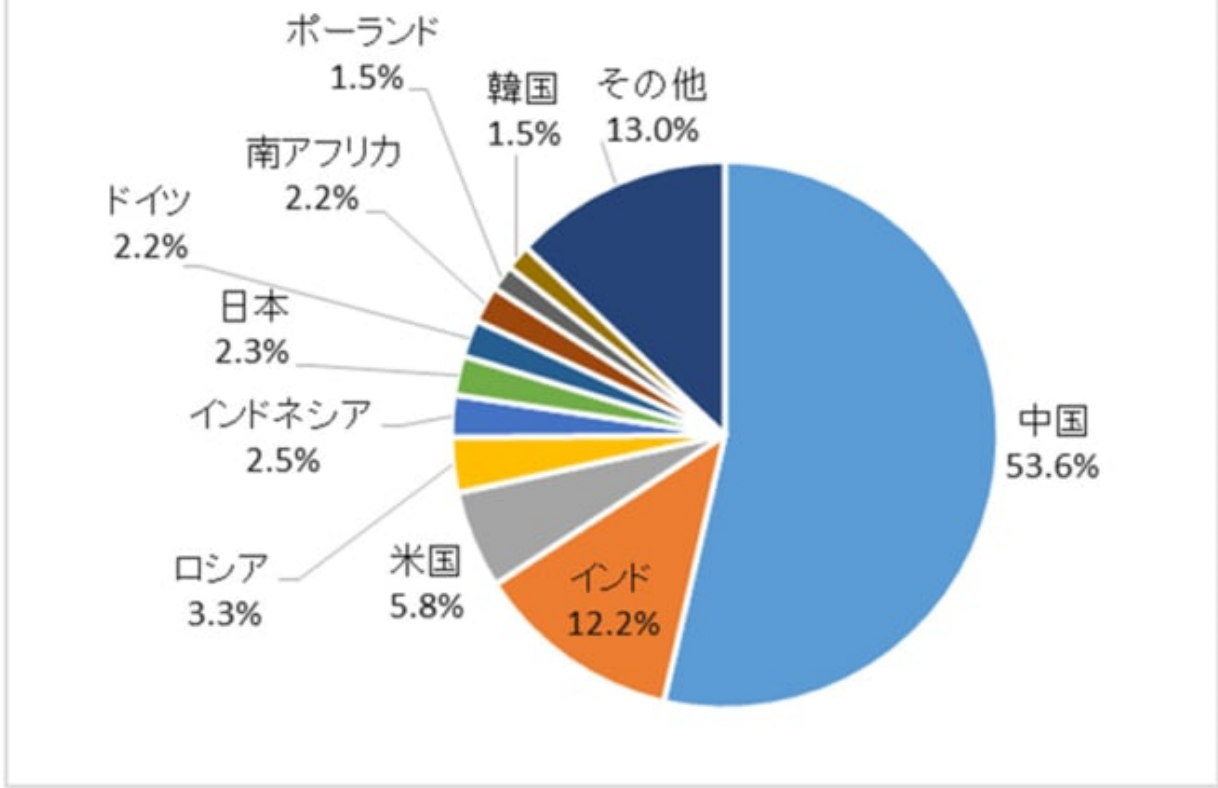
?12??EU-28????????????????????-??????????-  
??????????????????

??????????????????????-????????????????????GHG??





図-13 世界の石炭消費量上位国(2022年)  
消費重量比率、冶金原料炭を含む  
出所: 米国エネルギー情報局、Internationalデータ



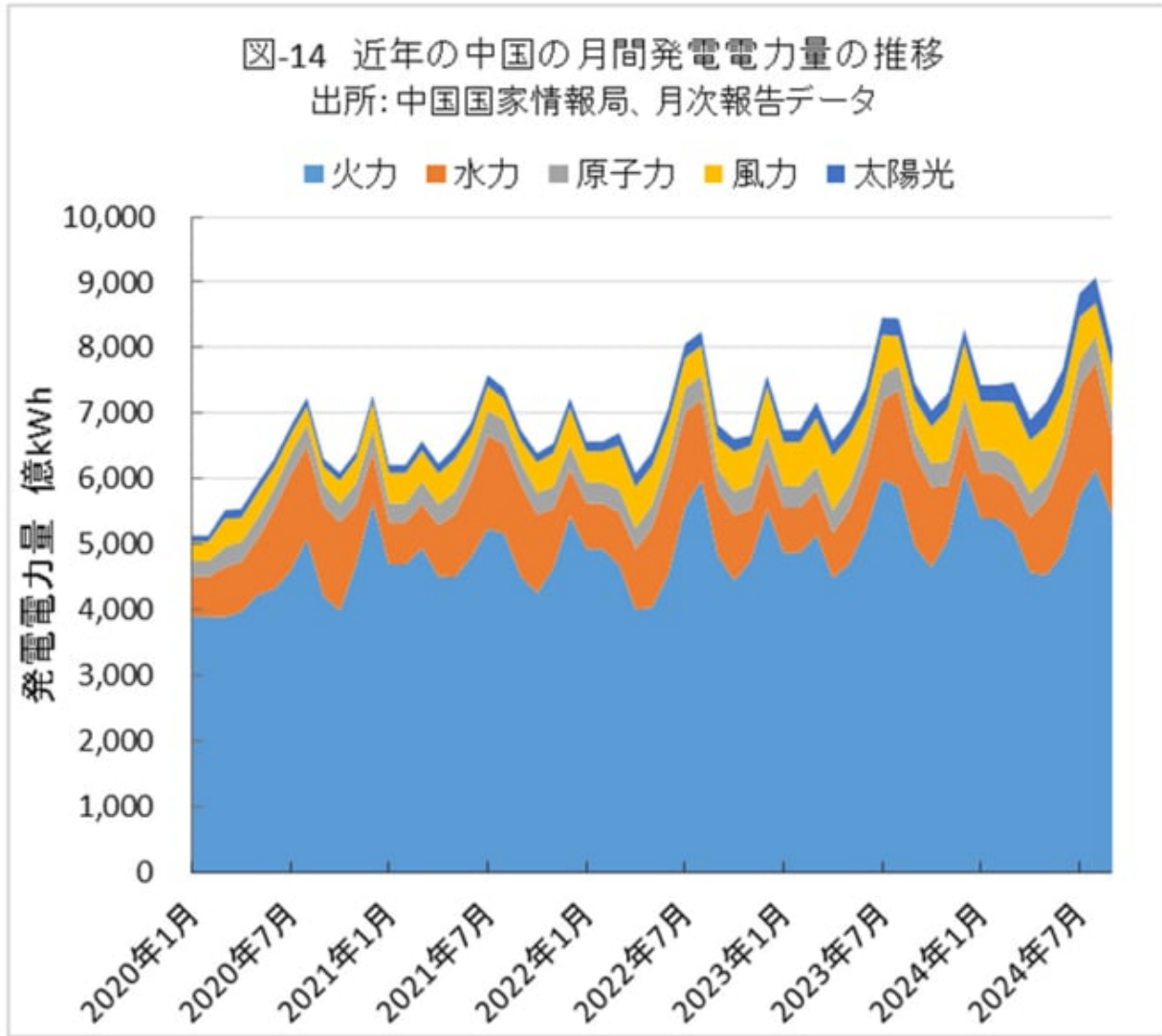
?13

GHG????????2030????CO2????????????2060????????????????????????????????2030?????????  
????????????

????????????????GHG????????????????2040????????2050?GHG????????????????2060?????????  
????????????

??14????????????Nationa Bureau of Statistics of  
China??90%????????????????????

2030??

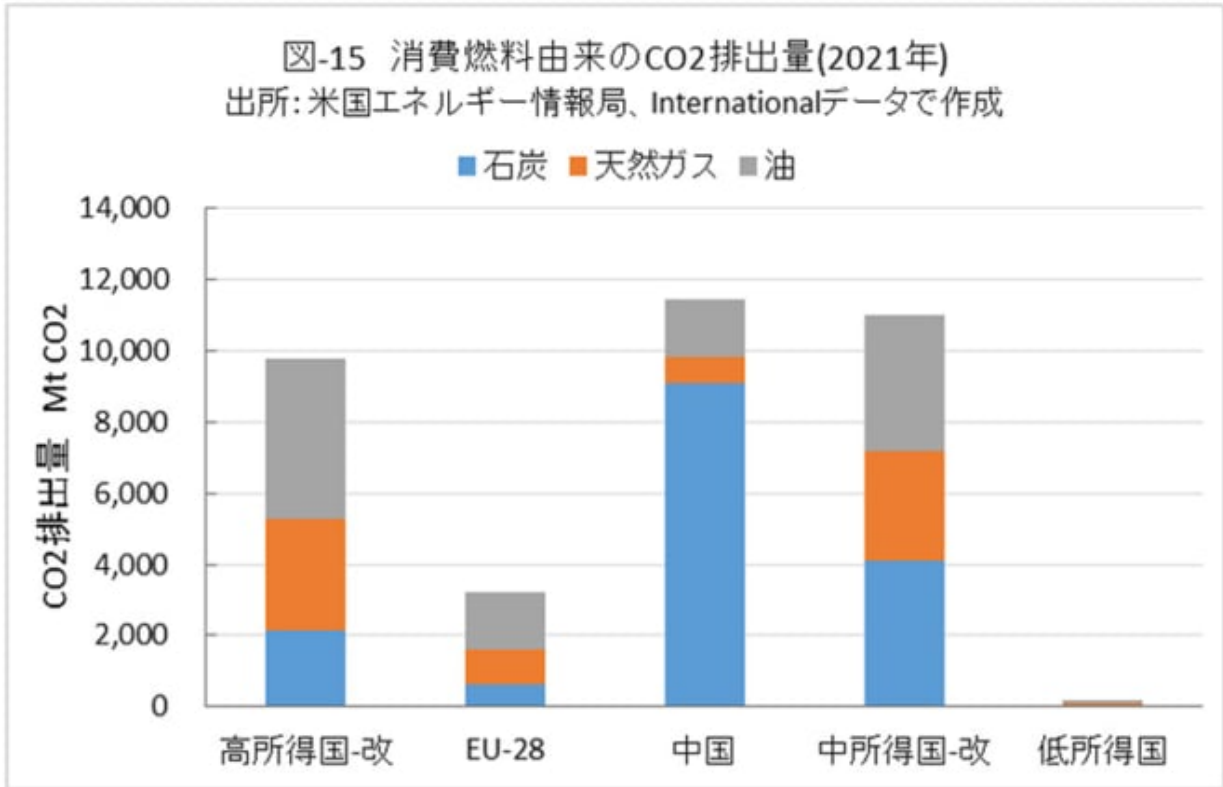


14

2020????????????????????????????????1????????3????????1000????6????????????????????????????  
????????????????????

????????????????????1???GHG????????????????????????????GHG????????????????????????????

????????????????10%????????????????????1/3????????????????????



715

??????????

????????????????-?????1???GHG??????????-??3??1???1???GDP?10??1??????????-  
????????????????????????GHG????????????????????????

????-??1???GHG??????????-??-  
??GHG????????????????

????GHG??  
??????????????

????????????????????23????????????????????????????????475????????????????????????????  
??????????

??LED????????????????????  
????????????????????

??  
?

????????????CO2??

????????????????????????10??

??GHG????????????????  
????????????????



- ????????????????????
- **???????????**2000??
  - **???????????**ENSO??  
????????????????????
  - **???????????**AMO??

??

??????????????????20??

??CO<sub>2</sub>????????????????????????????????

????????????CO<sub>2</sub>??

??100????????????????????  
????????????????

?



????????????????????

????

???

????????????????

??????????20????

????????????

????????????

????????????

????????????CO<sub>2</sub>???

????????????

????????????

????????????????

???

Posted in ???, ????? | No Comments »

????????????????????????????????

?? ?? · Wednesday, November 13th, 2024



Just\_Super/iStock

????????????????????????????

?????????????????GHG??  
 ?????????????????????????????????????

???  
 ?????????????????????????????

?????????2019???2021?1?28????????????????

**2019????????????????????????????**

??????????2019??  
 ??????????????????????????????????REC??  
 ?????????????????

???

?????????????????????????????



- 8,600 34.8
- 
- 
- 
- 

...?

2024?

**How ‘carbon cowboys’ are cashing in on protected Amazon forest**

78000 6 Airbnb Spotify

???

???

???

**????????????????????**

8,000 ??

REDD+ ?

**Betrug im Handel mit Kohlenstoff-Zertifikaten? – Forschung enthüllt massive Lücken im Waldschutz**

26 ?

????????????????18????????????2020????8900????CO????????????  
6000??6  
?????????

??

### Report: U.N. Using Climate ‘Credit’ Scheme to Hide Massive Carbon Emissions

??????  
??  
??  
??  
??  
????????????????????????????

???

????????????????????????2018????????????????????????????????????150????  
????????????????????????

???

????????WFP??  
??

??

????????????????????????????????????

?



?SDGs????????

Posted in ???, ????, ????? | No Comments »

# Trusted Flaggers????????????????????

?? ??? ?? · Tuesday, November 12th, 2024



sonmez karakurt/iStock

## Trusted Flaggers?????

EU??Trusted  
Flaggers??2024?2?17?????????????

Trusted Flaggers?????  
??flagger??SNS?Facebook??X??YouTube?????  
??

????Trusted  
Flagger??  
????????????????????????

## ????SNS????????????

??2018??1?????SNS?????????????  
Netzwerkdurchsetzungsgesetz??  
????????????????????????????

SNS????????200????????IP??  
24??7????????????????????

??10??5000??  
????????????80???????????????

????????????SNS??NG  
O??????

????????????????????????????NGO??  
??

??????SNS?????????????????????????????????EU?????????????????????Trusted  
Flaggers??????????????????

**Trusted Flaggers?1?REspect!???????**

??  
??Trusted  
Flaggers????????????????????10?1?????1?????REspect!??????????????

????????????????REspect!??



??  
??  
????????????????????????????????????

??  
??  
????????????????????????????????????

????????REspect!????????????????????Facebook?  
X?Instagram?TikTok?YouTube?Telegram????????  
??  
??????????

????????????????REspect!????????????????????  
??  
????????????REspect!??SNS????????????????????

??  
??  
??????????

??????????  
Wikipedia??

**??????????????????????????????????**

??  
????????????????????????????????????



??  
??  
????????????????????????????

??  
??  
????????????????????????

?????????????????????OK?????????????????????“??  
”???????

????????????????????2?????????????????????Demokratief  
ördergesetz????????????????????

??  
??  
??  
??

?????????????  
Wikipedia??

??  
??“???”  
??  
????????????????????????????????

??  
??  
??

??  
??

??????9??????3????????????????????????????  
??

**3????????????????????**

??116?  
??????3????????????????????????????????????

??  
????????????????????

??

??1984?  
????????????????

Posted in ???, ?? | No Comments »

??

GEPR?? · Tuesday, November 12th, 2024



????????????  
????HP??

**1. ??????BWR???????**

2024?10?29????????????2????????????????????????13????????????????????BWR????????????  
????2024????????????????????

??2????????  
??

??

??  
??  
????????????????????????????????

??3????????????????????  
????????????????

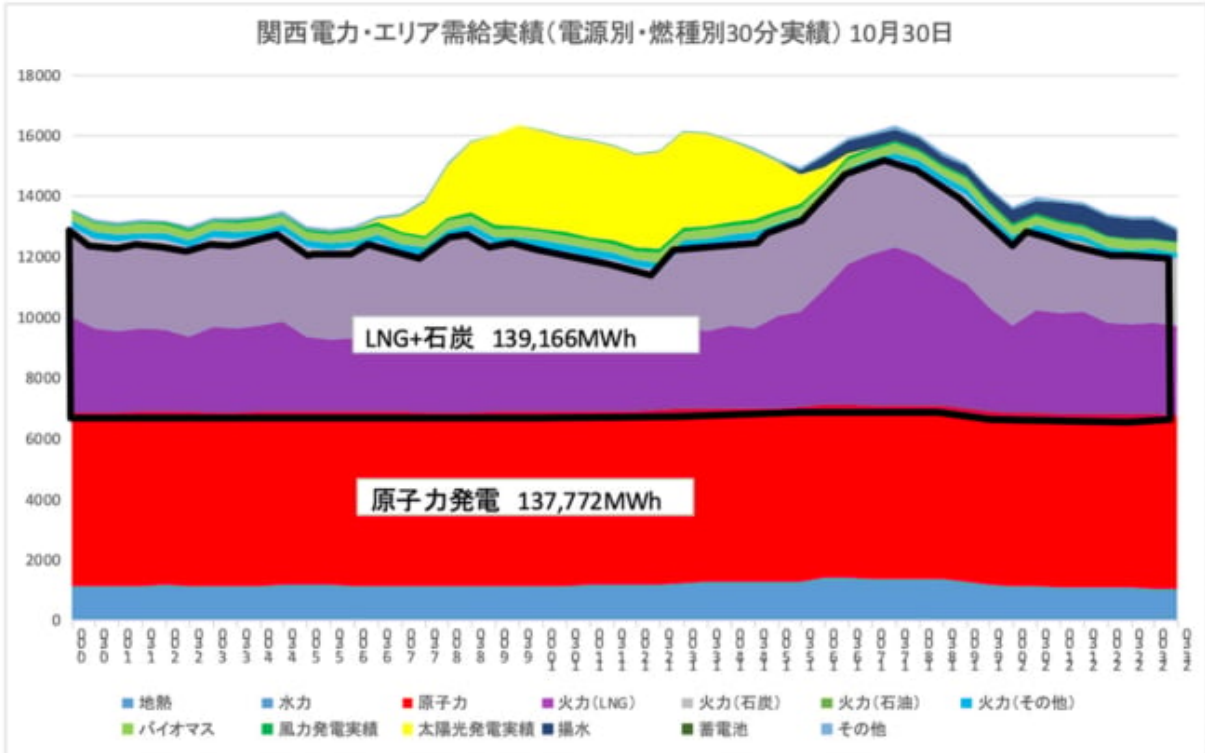
<https://agora-web.jp/archives/240815045338.html>

??  
????????????????



??

2. ???????



?1??????????????

??

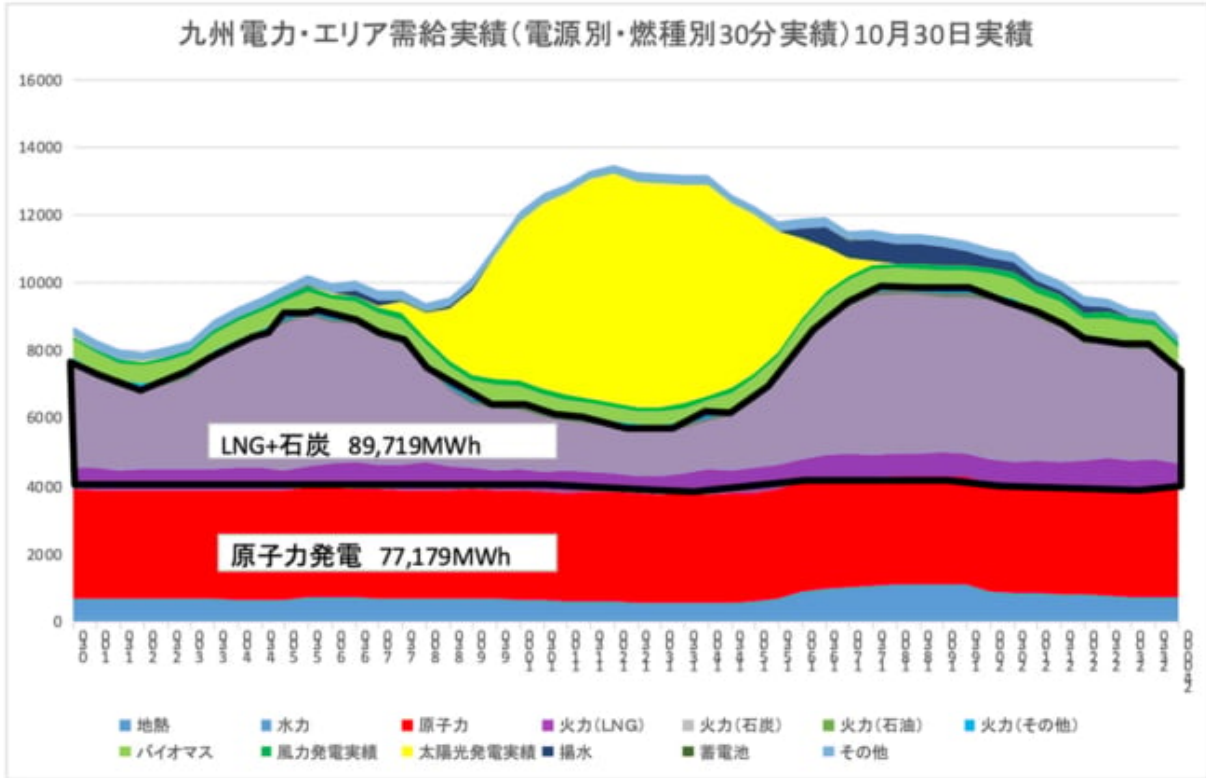
?1?2024?10?30??LNG??????????  
??LNG????????????????????????????????

?????????137,772MWh??LNG?????????????139,166MWh????????????????????????????????

??× 100

????????????????????????????50? ???  
????????????????????

3. ???????



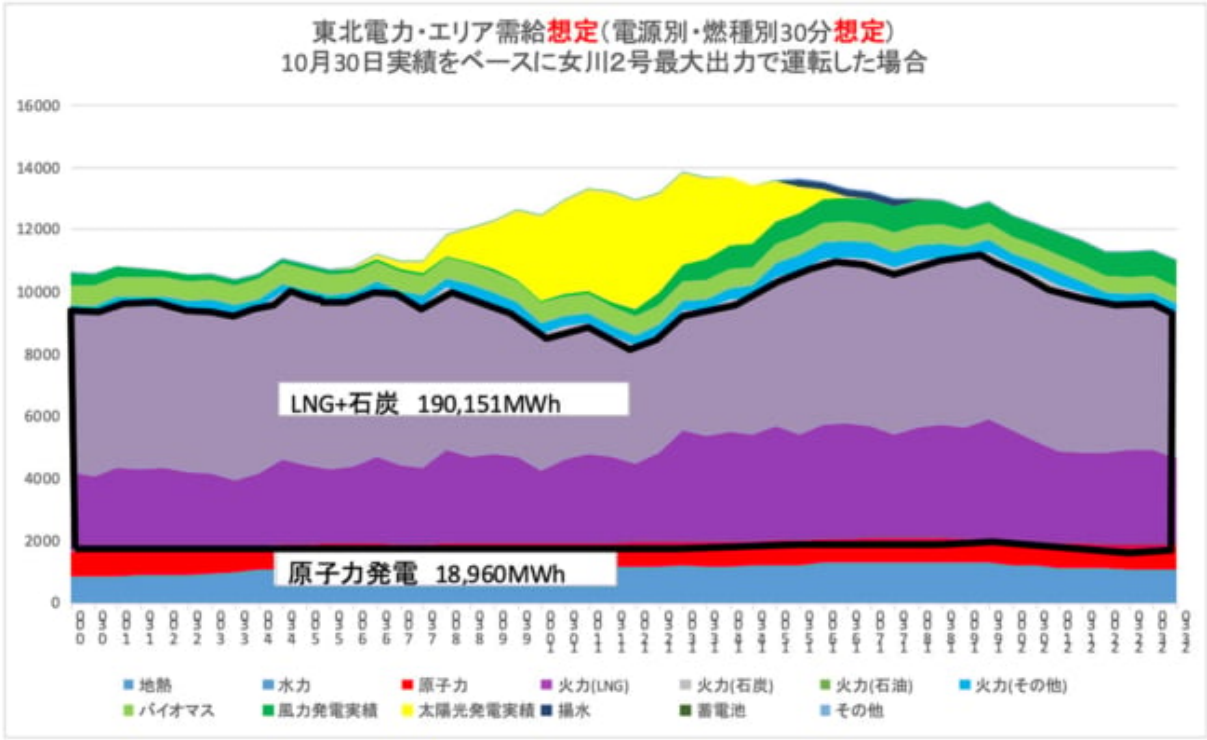
????????????

?????2024?10?30????????????????????????????????

????????77,179MWh?LNG????????89,719MWh????????????46????????????????????????????  
????????

3. ??????

?3???2024?10?30??2????????????  
82?KW??



?3??????????

????????????2????????????????????

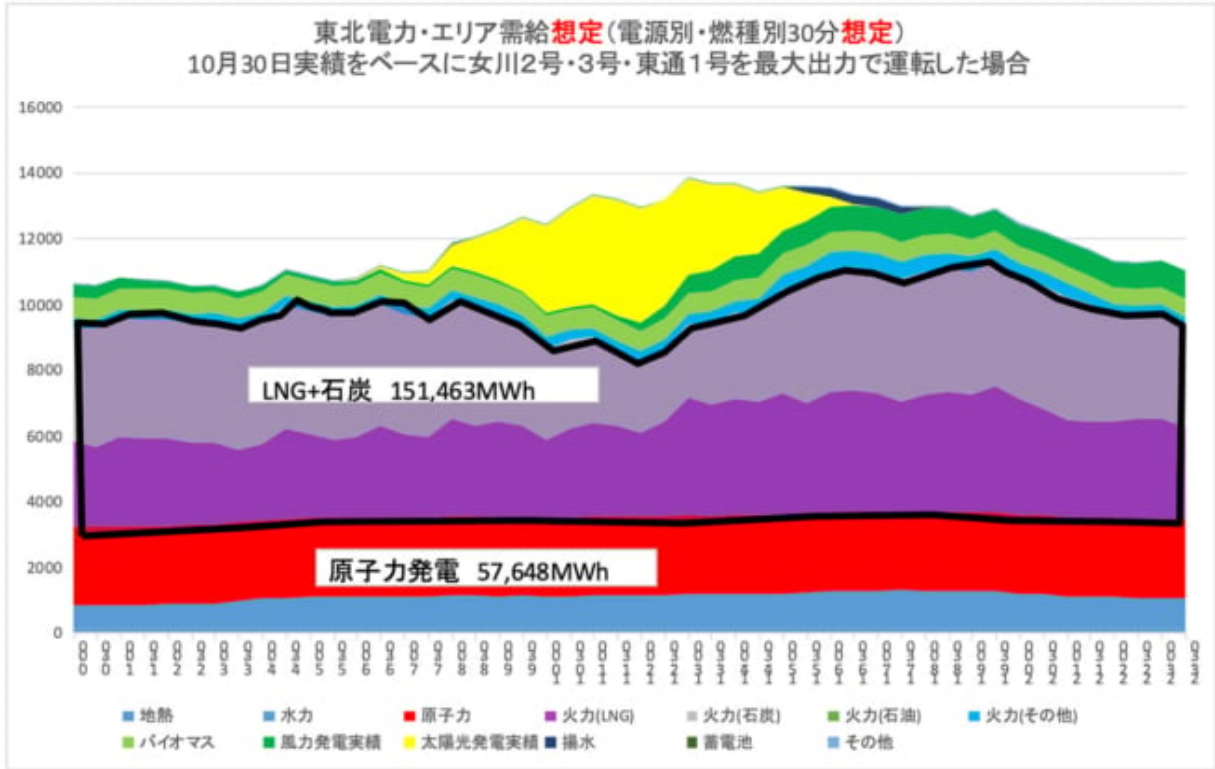
????????18,960MWh?LNG????????190,151MWh????????????????9????????????????

??

????????3????84?KW????1????100?KW????????????????

?3????1????????????????????50????????????????2023?4?11????????41??

????3????40?KW?1????50?KW????????



?4??????????

??????????2?3????1??????????????

?4???2??3????1????????????????????????????????57,648MWh?LNG????????151,463MWh??

??????????28????????????????????????????50??????????

????????????????????????2????????????????????????2????3?4????????????1??????????????

?130?MW??

????????????????????????50????????????????2????????????????????????????1?

????????????????????????6?7??

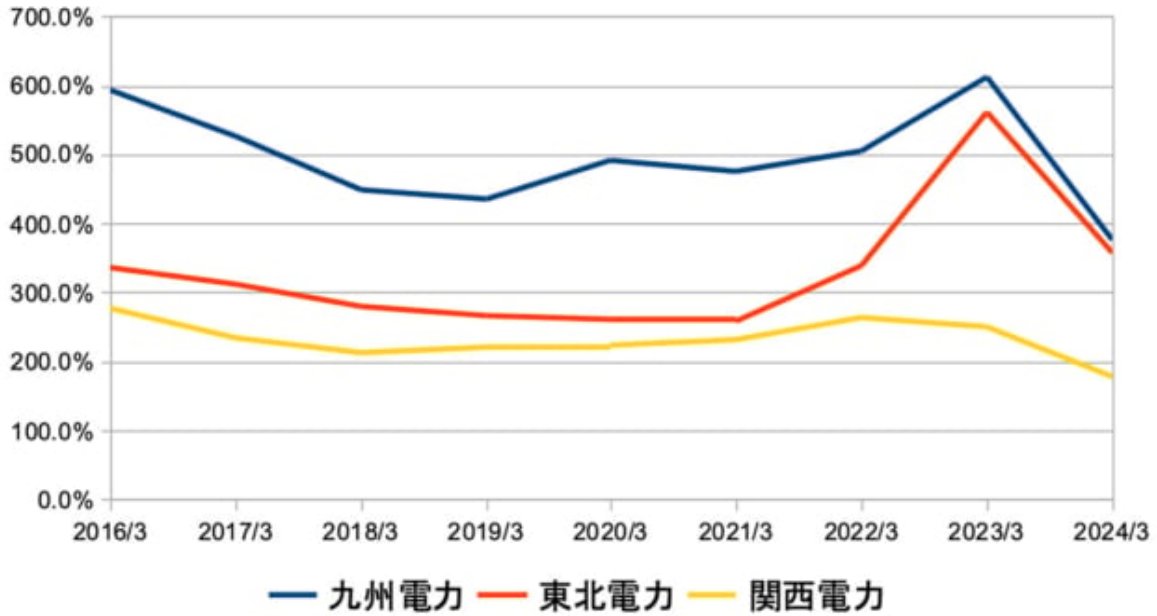
????3????1??????????????

**4. ???????3??????**

????????3????????????????????????????????×100????????????????????????

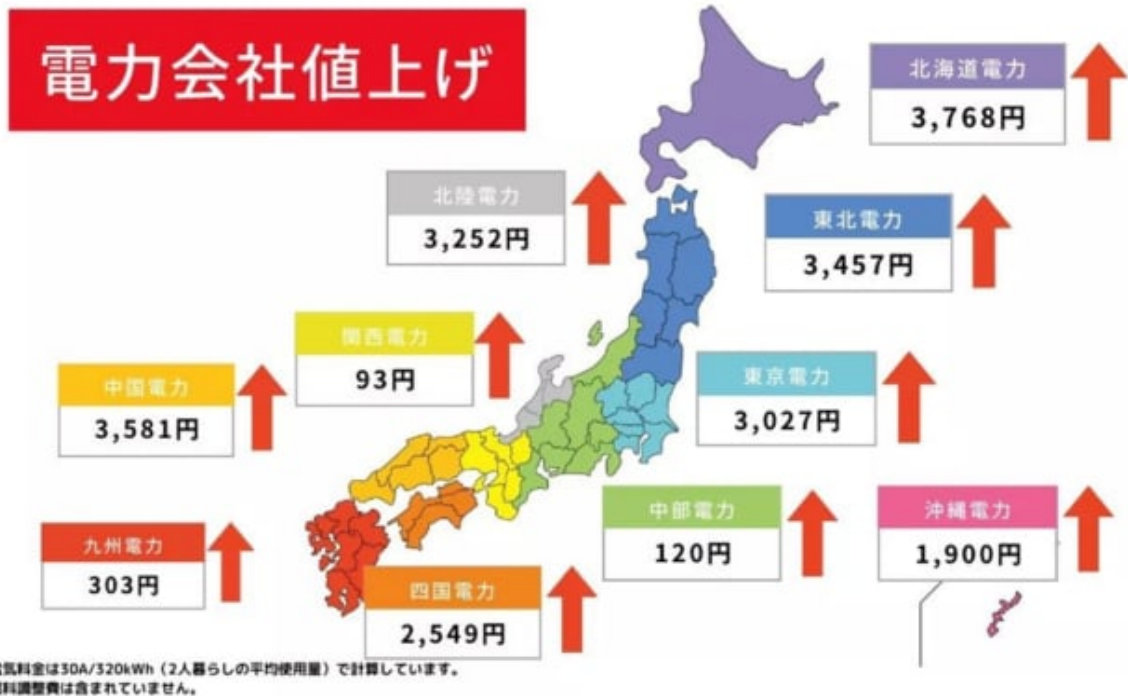
????????????????

### 有利子負債比率



?5??????????

????????????????????????????????2016??2023??  
??



?6?2023?7??????????

???LIVIKA?web???

????2021????????????????????????2023?3????????500??  
??

??2????????????????????10??  
?

??  
?????????????????????????????????????

????????????????????2023?3??

????????????2010????????????LNG??  
??  
?????????

?

**?? ??**

1966????1990??

Posted in ??????????, ?? | [No Comments »](#)

## **????????????????????150????????????**

?? ?? · Friday, November 8th, 2024

??103????????????????

??





?????????  
????HP??

??GX??????????

2023????GX????10???150????????????????????????????????????

????????????????????????????????????CO2??  
????????????

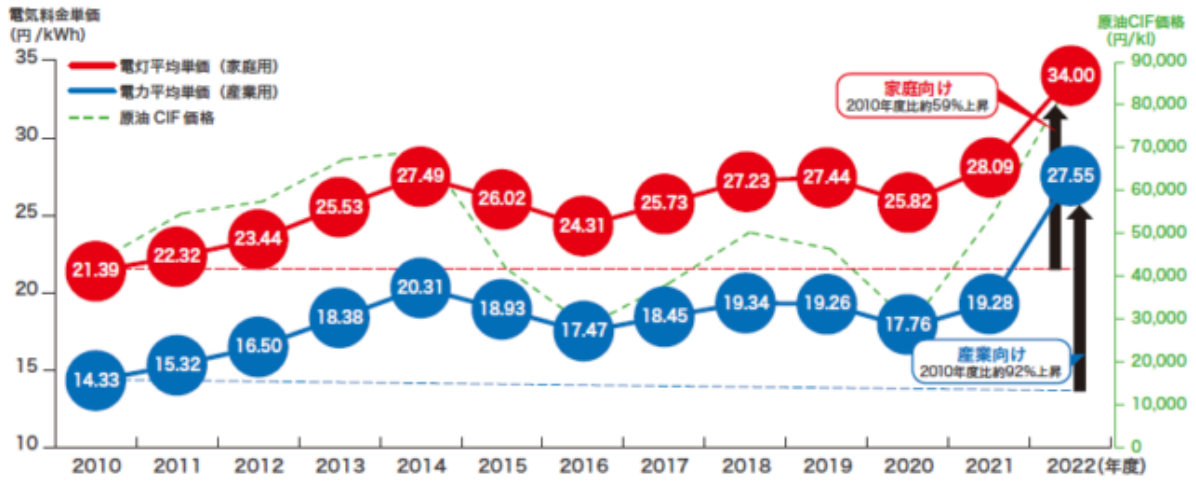
????????????????????????????????????

????????????????????????????

????????????3????GX????15??

CO2??

????????????15????????????1??



?1?????????????  
??????????????

??2010??  
??????????????????????????????????

????????????????????2010????????????????????????Gx??

?



Posted in ??????????, ??? | No Comments »

????????????G7?G20?BRICS??????????

?? ? · Thursday, November 7th, 2024



BRICS

BRICS

BRICS

BRICS 2009 BRIC 2011 2023 2024  
UAE 11 9

23 13

G20 BRICS G7  
G20

- GHGs
- UNFCCC COP27 2023 COP28 2024 COP29 2025 COP30 2026 COP33
- SDGs BRICS
- UNFCCC

??

- ???  
????????????????????????????????????
- ???
- ???  
????????????????????????????????????GHG????????????????????????????????????LPG????????????????????  
??
- ???
- ???CBAMs??  
????????????????????COP28??  
?
- BRICS????????6????BRICS????????????????BRICS????????????

????????G7????????1.5????2025????????2035????60????2050????????????????????  
??

??G7??

??EU????????????????????????????????EV????????????????????????????????????  
????????????????

??COP29????????????????G7????????????????????????????????????  
????????????????BRICS????????????

????G7?BRICS????????????????????????????????????BRICS????????  
????

????????BRICS????????????????????????????????BRICS????????  
????????????

????????????BRICS????????????BRICS????????????AZEC????????  
????????

G7????????????????????????????????BRICS????????????  
????????????????????????????????????

Posted in ??????????, ??, ????? | [No Comments »](#)

## ????????G7?G20?BRICS???????

?? ? · Wednesday, November 6th, 2024



Heiness/iStock

11?11??22????????????COP29??????

COP29????????????????????????????????1000????????????????????????????NQG????????????????????  
????????????????????????????

??????COP28????????????????????????????1.5????????????????NDC????????????????????????????  
?

????????????????G7????G20????????????BRICS????????????????????????????

????????????G7????

??6?14????????????????G7????????

??????????1.5?  
 ?????????????????????10????????????????????2019????43????2035????60????????????  
 ???????

????2025????????????????????2050??  
 ?????????????????

????1.5????NDC??G20????????????  
 ?????????????

?????

????????????



?2035??2030????????????????????????????????1.5????  
??  
??  
????????????

?????

1.5?2050???G7????????????????????????????????????

**??????G20???**

G7??G20????????????

G20??????11?18?19????????????????????????????????10?3????????????????????????????????  
?10?3??10?4????????????????????????????????10?4????????????????????

????????????????????????????1.5????2025????????????2035?60????2050????????????????

?????

- ?????????????UNFCCC??
- ???
- COP28????????????????UAE????????????????1????????????????GST-1????????????

?????????

??  
??  
??

??G7????G20????????

?????20????????????IPCC????????????2025????????????????????????????????????  
??????COP26????????????????????G20????G7????????????????????

????????

Posted in ??????????, ??, ???? | No Comments »