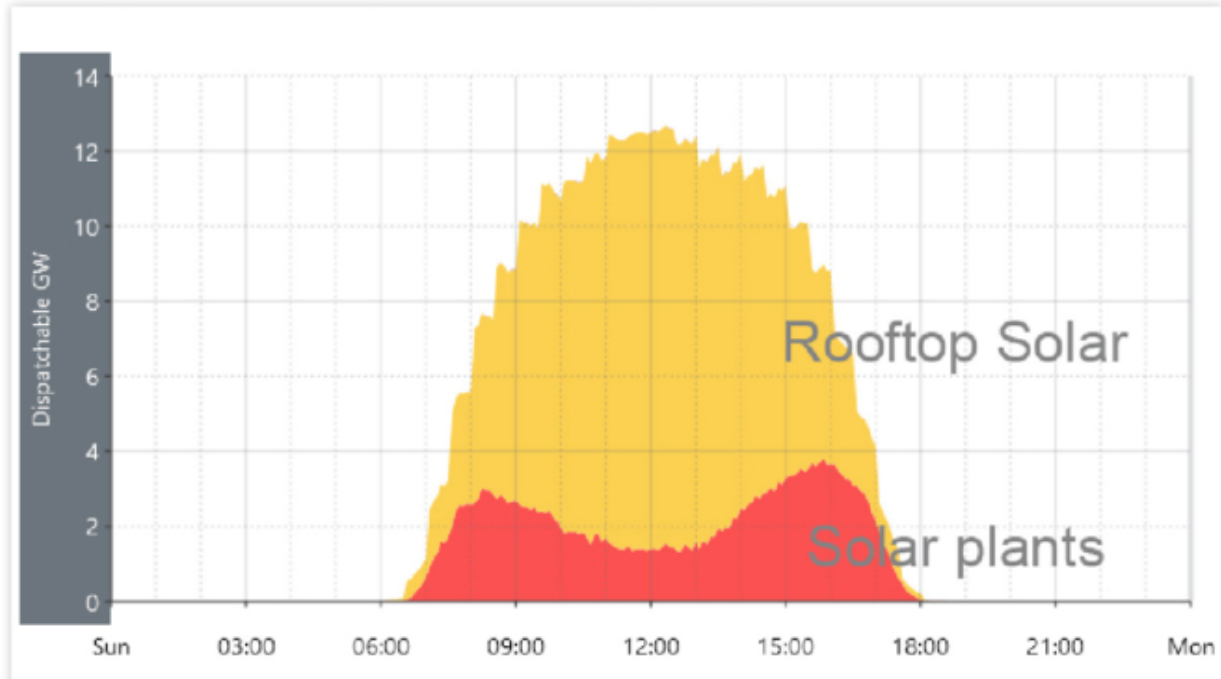


2024 9 1 NEM Rooftop Solar plants Solar

Energy Production by Source During 1 September 2024

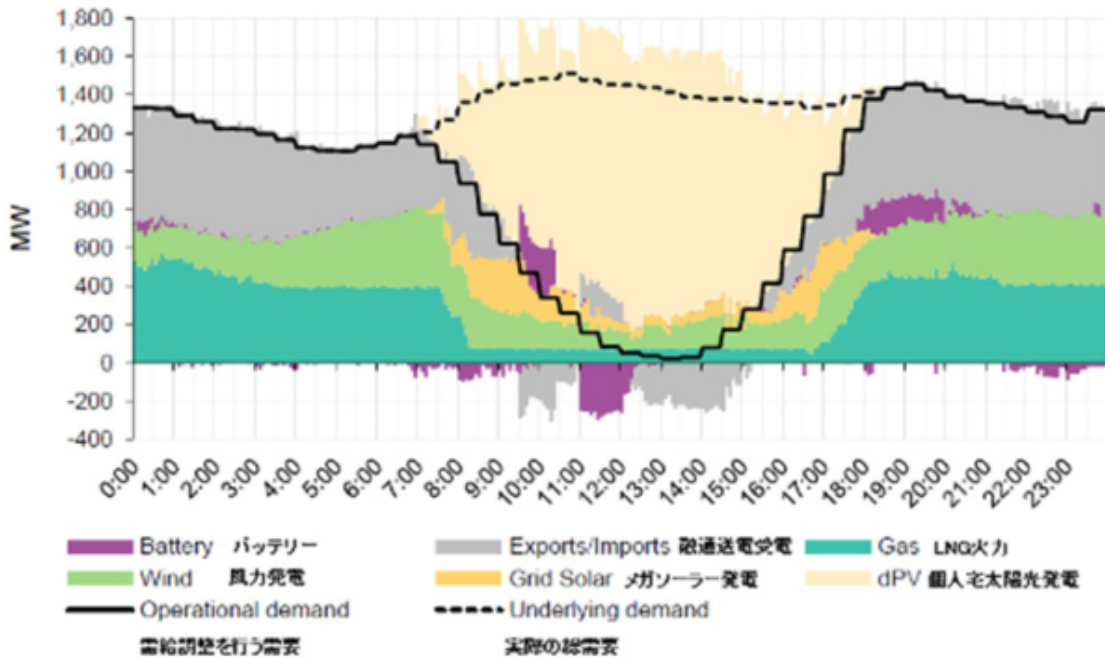


2024 9 1 JoNova

12:00

AEMO 3

South Australia demand (line) and generation by fuel type – 16 September 2023



2023年9月16日
 AEMO Quarterly Energy Dynamics Q3 2023

2023年9月16日 NEM2

dPV Rooftop 13

Grid

Solar 9:00 16:00 12:00 14:00 2

1

Underlying demand
 Operational demand
 Operational=

1

1



Power Link
SunCable

??

??
?


????????????????10km??
??

??100?KW??3????????????

?

?? ??

1966????1990??



This entry was posted on Friday, October 11th, 2024 at 6:40 am and is filed under ??????????, ???. You can follow any responses to this entry through the [Comments \(RSS\)](#) feed. Both comments and pings are currently closed.