



©????NEWS

??26??
????????????????????????????????????

????????????????????????????AI??24????????????????
????????????????

??
??

????????24??

????????????????????????????3??

????????

??



©NHK

2021

-
-

2021 8

??

??
????????????????????????????????????

????????????????????????????

????????3??
????????????????????????100??

??

????????????????

????2050????????????????????3??
????????????

????????????????????????



????????????????????????????????????

??

??
??

????????????????100??

??
????????????????

????????????????????????

Posted in [????????????](#), [???](#), [??](#) | [No Comments »](#)

2024????????????????????

?? ?? · Sunday, August 25th, 2024



andreasK/iStock

????????????????????2030??CO2????????????????

????????????????????2030????????????????



????????????????????2050????????????????????????????????????
????????????????



????????????2022????????????????????????????????????SBTi????????????????203
0????2019????????????28.9????????????



????????????????CEO????????????2030????????????????????????????????SBTi?
????????????????????

????????????????????Google????????????????????????1????????????????????????????
??



ニュージーランド航空



すべて 画像 動画 ニュース ショッピング 地図 書籍 もっと見る

ツール

ウェブ全体から検索 1か月以内 関連度順 詳細検索 リセット



ニュージーランド航空 Airbus A320neo ZK-NHC シドニー国際空港 航空フォト | by JA8166さん 撮影2024年07月12日

JA8166さんが、2024年07月12日にシドニー国際空港で撮影したニュージーランド航空 Airbus A320neo ZK-NHCの航空フォトです。

5日前



ニュージーランド航空 Boeing 777-300 ZK-OKR シドニー国際空港 航空フォト | by JA8166さん 撮影2024年07月13日

JA8166さんが、2024年07月13日にシドニー国際空港で撮影したニュージーランド航空 Boeing 777-300 ZK-OKRの航空フォトです。

2週間前



ニュージーランド航空 Boeing 787-9 (ZK-NZL) 航空フォト

boeing7770xさんが、2024年07月25日にシドニー国際空港で撮影した



?1?Google????????????????2024?8?24??

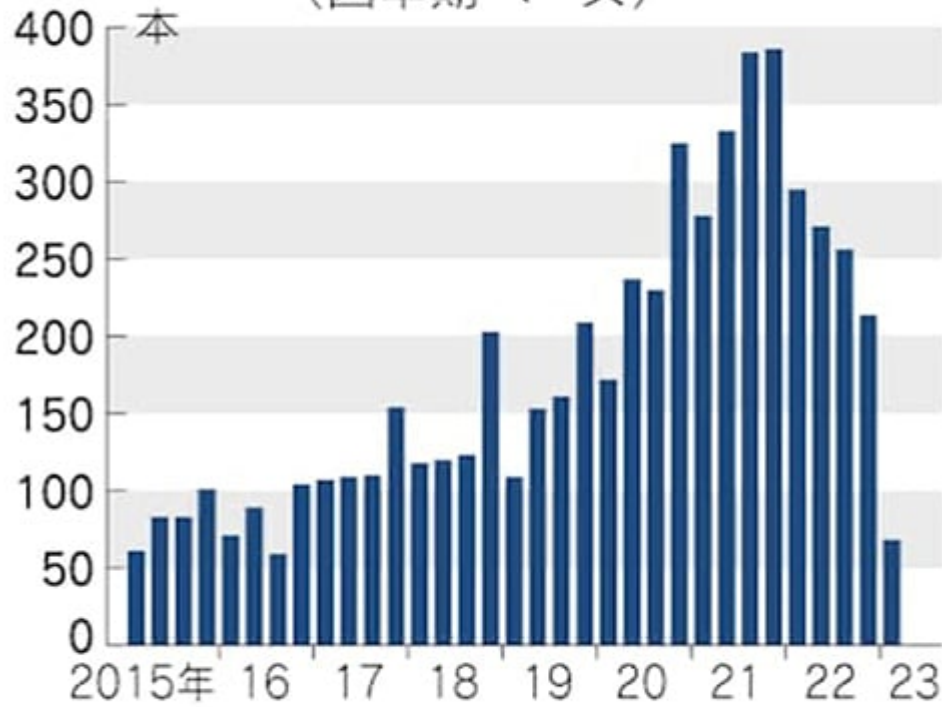
????????????????ESG??

2023??ESG??????????

????ESG???

ESG????????????????3??2021????????????????????

ESG投信の設定本数は急減 (四半期ベース)



(注)モーニングスター・ダイレクトで追加型投信とETFを集計。類似投信のうち運用期間が最も長いものが対象。償還済みも含む

??ESG???????

???2023?3?20???????

4?????ESG?????S&P500???

??FACTSET

ESG??4?????
10?????????EV?????????EV?????????

??
????????????????????????????????

202X?XX?XX?

????????????????????

??202X?XX??2050????????????2030??2013??47%????????CO2?????
????????????

??6????????2030?46%?????
??CO2????PPA??

????????????????5????????6????????????????
??????

????????2030??CO2??46%????????6%????????6??
????????46%?????

??
??1????????????
????????????CO2????????CO2?????
?

????????2022?11????????27????COP27????????CO2??
????????

????EU??2023?9????UCPD????CRD????2026????
????

????????2050????????2030?47%????????2030??205
0????????CO2?????

??SDGs????????????

????????ESG????????
????

?

??

??
??

??????????1??
????????????????????????????

??2??3??

2??3??

2??3??

??

??
????????????????????????????????

??
????????????????????????????????????

??BWR??

1. ?????????????????????

??
????????????????????????????????????

??
??

??1.85
?=1/0.54??

??

??
????????????????

??

??
??

2. MAAP????????????????

??MAAP?Modular Accident
Analysis Program????????????

??

????????????5????????

?? ?? · Thursday, August 22nd, 2024

????????????????9?10????????????????????????????????????42%????????????
??37%??

??New York
Times????????????????5??



Darwel/iStock

1. ????????

????????????????????????4?1??
??

????????????????????2047??????13?8000????CO₂????????????????????3?2800????????
???????????

??

?????????
????????????????USC?A-USA?IGCC?IGFC????????????????

2. ????????

????????????????????4?1????????????????????????????????????2032????????????

????????1????????10????????????????????????????????2024????????????1??250?????4????????????
??

??
??

????????????????1??24??1????????????????????12????????????????????????

????????????????????OECD????????????????????1????????????????????????
????????????????????

??
????????????????12??“??”????????????????????????????????????

??72????????
????????????????????????

??
????????????????????????

????????????????120????????????????4??1??3????????????????????????????
??400????????120????????
??????

????????120????????20????????????????????????????????????
????????????????????????????????

????????????????????????2015????????????????????????
????????????????

????????8?12????????????????????????????????
????????????

Posted in [??, ??](#) | [No Comments](#) »

??

GEPR?? · Friday, August 16th, 2024

??
??
????????????????????????????????

?

?? ??

1966????1990??

Posted in ??????????, ??? | [No Comments »](#)

????????????????????

?? ? · Wednesday, August 7th, 2024



imagedepotpro/iStock

????????????????Climate4you????????????4?”for”????????????????????????????????Ole
Humlum??

??
????

????????????????The State of the
Climate????????????????????????????????7?20????????64????????????????????

????????????????????

SHORT SUMMARY OF OBSERVATIONS UNTIL JUNE 2024

1: Observed average annual global air temperature change last 30 years is about +0.016oC (UAH). If this change rate remains stable, additional average global air temperature increase by year 2100 will be about +1.2oC.

2: Tide gauges along coasts indicate a typical global sea level increase of about 1-2 mm/yr. Coastal sea level change rate last 100 year has essentially been stable, but with periodic variations. If change rate remains stable, global sea level at coasts will typically increase 8-16 cm by year 2100, although many locations in regions affected by glaciation 20,000 ago, will experience a relative sea level drop.

3: Since 2004 the global oceans above 1900 m depth on average have warmed about 0.037oC. The maximum warming (about 0.2oC, 0-100 m depth) mainly affects oceans near Equator, where the incoming solar radiation is at maximum.

4: Sources and sinks for CO2 are many. However, changes in atmospheric CO2 follow changes in global air temperature, and changes in global air temperature follow changes in ocean surface temperature.

5: There is no perceptible effect on atmospheric CO2 due to the COVID-related drop in GHG emissions 2020-2021, demonstrating that natural sinks and sources for atmospheric CO2 far outweigh human contributions. Therefore, any future reductions in the use of fossil fuels are unlikely to have any significant effect on the amount of atmospheric CO2.

2024?6????????????

1???30????????????????????+0.016??UAH????????????????2100????????????
????+1.2? ??????

2????????????????????1?2mm/????????????????100????????????????????
????????????????????2100????????????8?16cm????????20,000????????????????
????????????????????

3?2004??????1900m????????????0.037????????????????0.2????0?100m????????
????????????????????

4?CO2????????????????????CO2????????????????????????????????

5?2020?2021??COVID??GHG????????????CO2????????????????CO2?????
??CO2????????
??????????

???????????

??4?5??

CO2??2.9%????CO2??2020?2021??COVID????CO2????
????CO2????50????
???

????CO2??200 Gt-C/????????????3?4 Gt-
C/????????????

????CO2?3.2 Gt-C/????CO2?6.4 Gt-
C/????IPCC????CO2????

IPCC????CO2????CO2????
????200????
21????

????CO2????CO2????
????8/218.2?3.6%????3.2×0.036?0.11 Gt-
C/????2ppm?0.07ppm????

??IPCC????CO2????CO2????(2ppm??4?5
Gt-C)????

????CO2????CO2????150????
CO2????100????
????CO2????CO2????

??CO2?????

????4????CO2????
??CO2????

??CO2????CO2????

????CO2????1????

???????

????1998?2010?2016?2020????2023????

????2022?2024????2022?1??

????10????

????22?1????23????

????????????1??3?????Polar
Vortex????????????SSW????SSW????2?1????
??23?24????3??SSW????????????

????????????

????????????CO2????
????????CO2????

????????CO2????????
????????

Posted in ??, ???? | No Comments »

????????????

?? ?? · Tuesday, August 6th, 2024



????????HP??

????????????
??????

????????????



Posted in ??????????, ??? | No Comments »

??

?? ?? · Monday, August 5th, 2024



GX2040????????????????
????HP??

??

????????????????????????????????????

??

????????????????????????????????????SAF

??
????????????????????????????????????

????????????????????GX????????????10????150??
????????????150????????????120????????????????????????????????

??

????????????????????????8????????????????

????????????8?9?2125????10?1300?

??
????????????????????

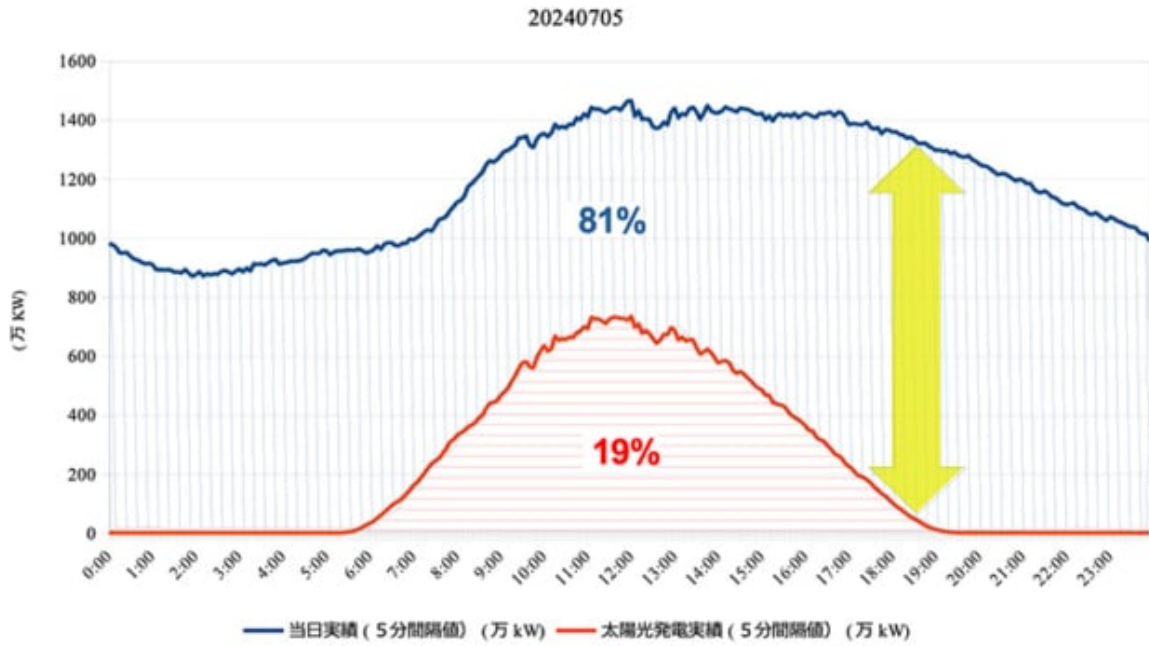
?



Posted in ??????????, ??? | No Comments »

??

GEPR??? · Friday, August 2nd, 2024



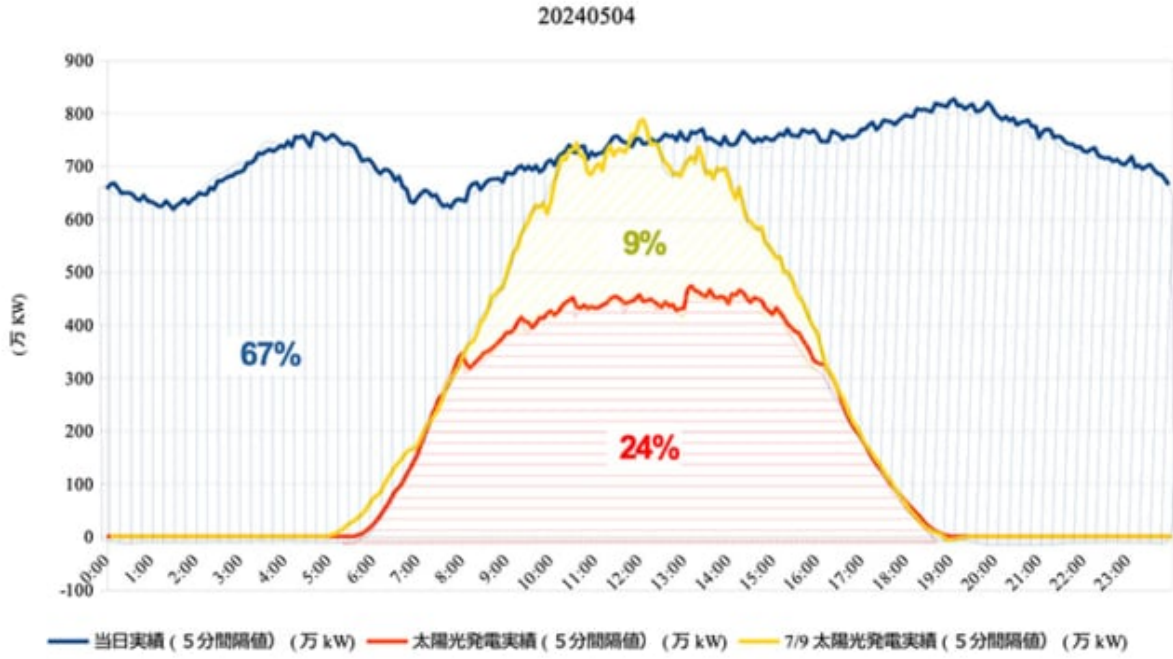
????????????????
 ?????????????????19%?????
 ???



????????????????
 ?????????????????17%?????
 ???

??12??
 ???

??18%????????????????
 ???



????????????????????
 ?????????????????????

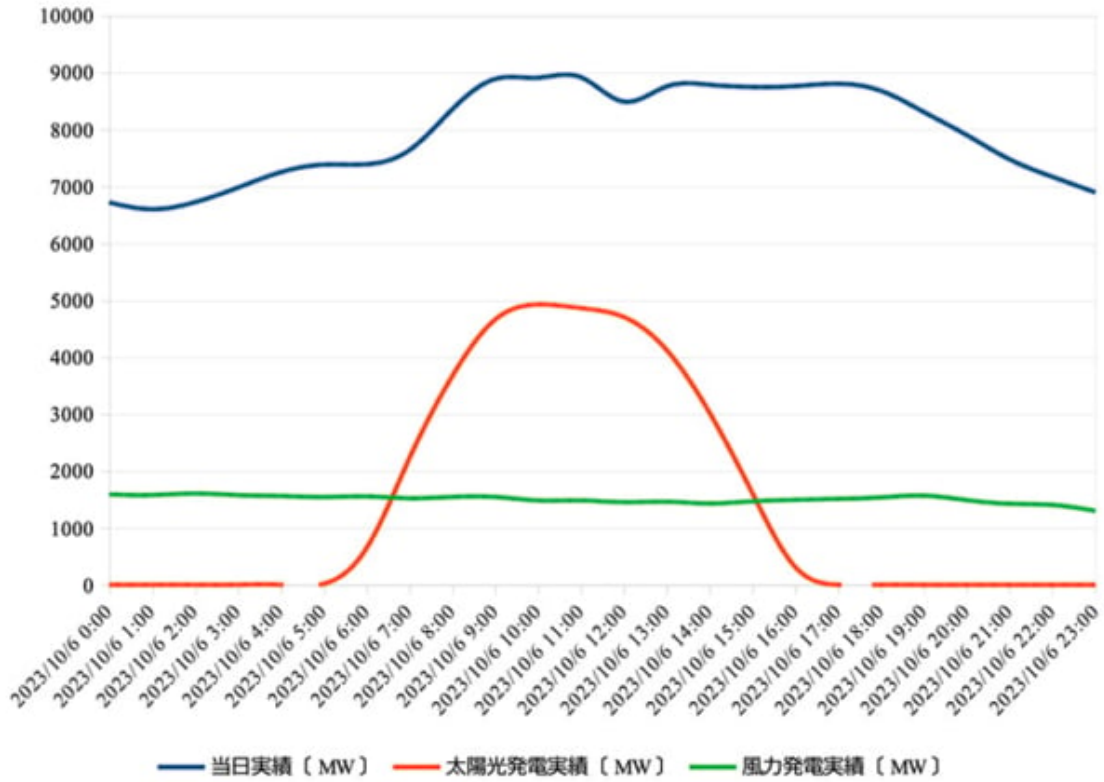
??
 ???

??
 ???

2. ?????????????????

??web??MW????????????????1??
 ?????????????????????????????????

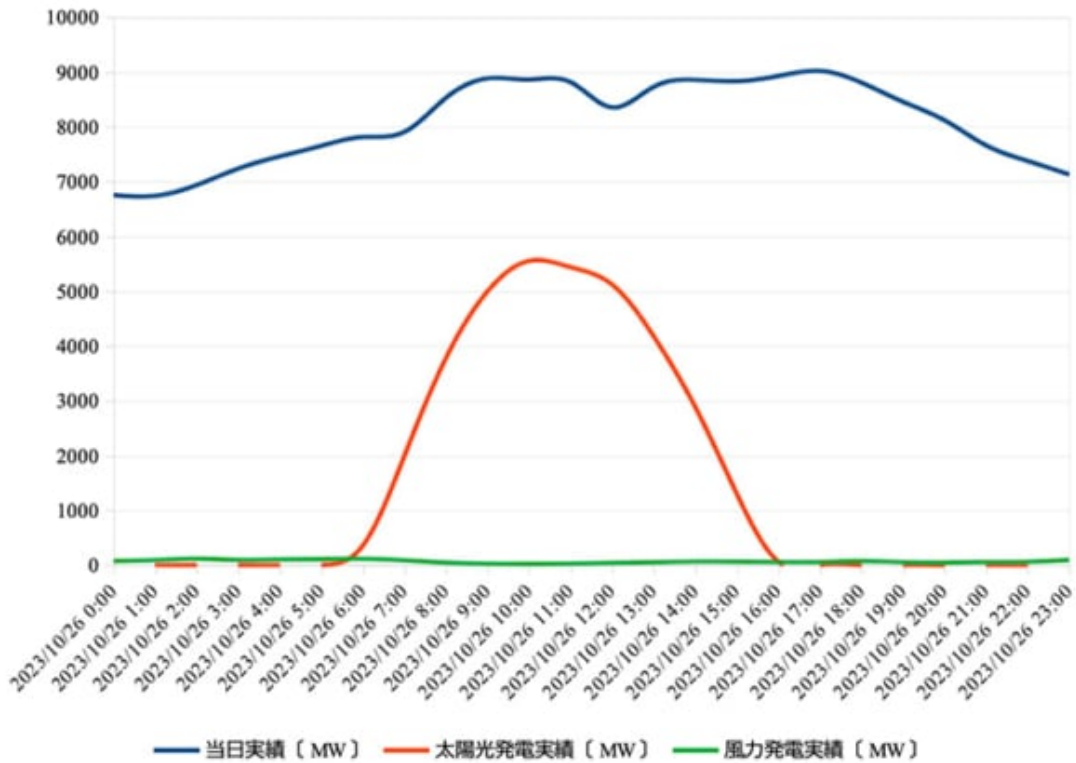
????????????????????????5????????????1??



?5????????????

??1??????????

????????????????6??6????????????
????????



?6????????????

????????????????????2??
????????????????

??“????????”????????
??

??

????2??1957??
??

???????

?????????

?????????????????

?????????????

??

????????????26????????????????????????????2????????????????????????????????????

??GX??

Posted in ??????????, ??, ????????? | [No Comments »](#)

??

?? ? · Saturday, July 27th, 2024

7?15??2024????????????????????????????
????????????????????

????2024????????????????



?????????
?????????

????????? ??????????????????



??
??

?????????????????????????????

?????????????????????????????



??
??
??dr
ill, baby, drill??

???????

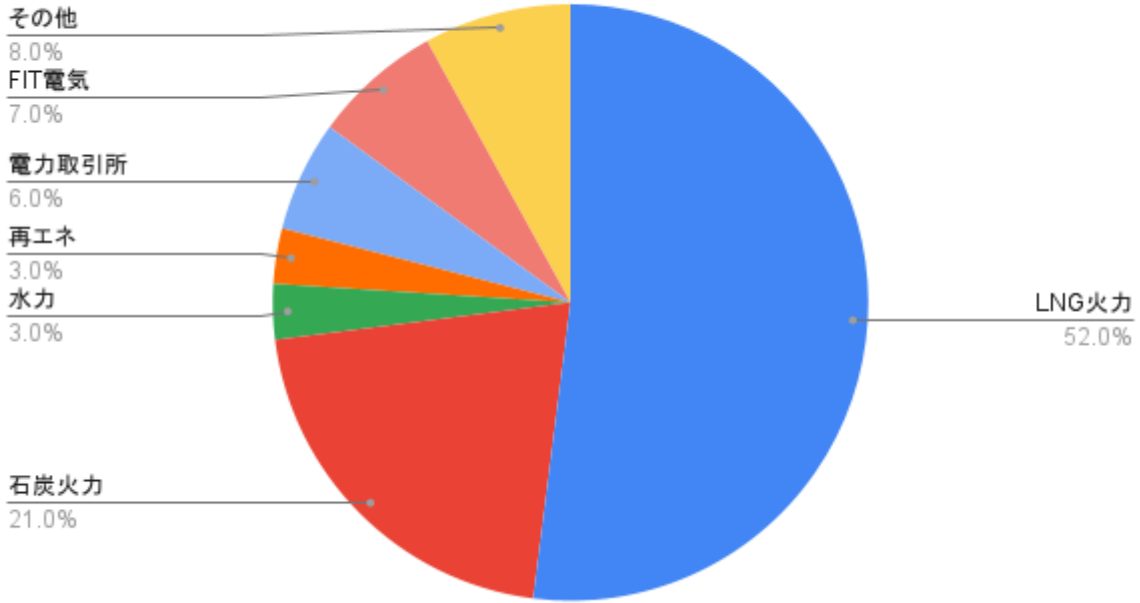
?10???

?1???

- ???1????????????????????????????????
??

?3?????????????????

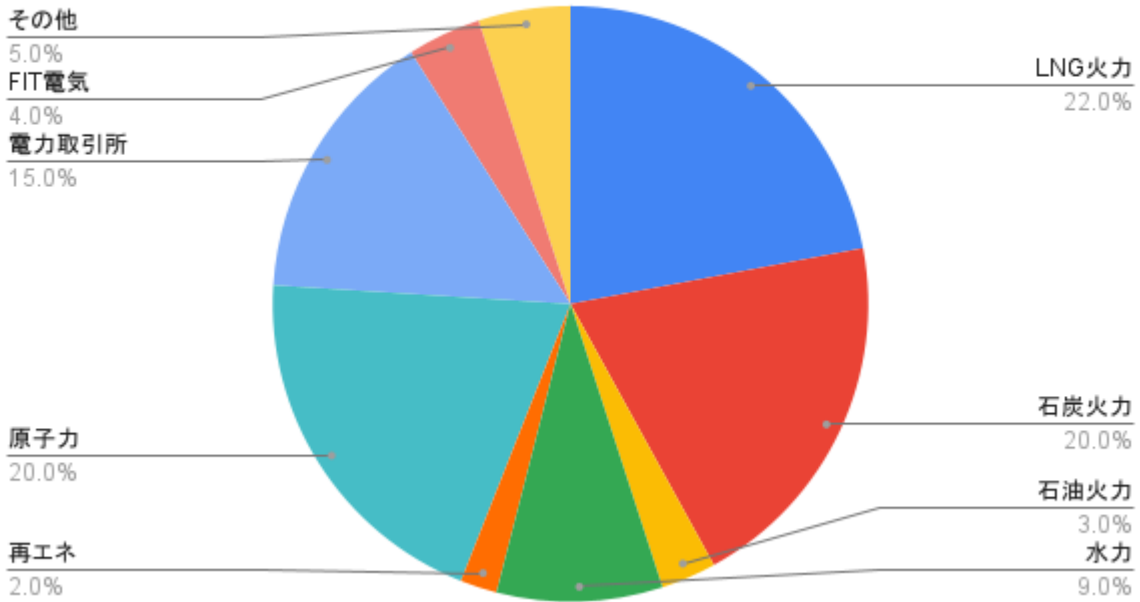
東京電力 2022年度実績



????????????????3?

????????LNG?????73????????????????27??CO2????????
???????????

関西電力 2022年度実績



?2????????????????3?

????????LNG????????45????????????????20????????????????35??
????CO2???????????????

????????????????????????????????

?? ?? · Saturday, July 20th, 2024



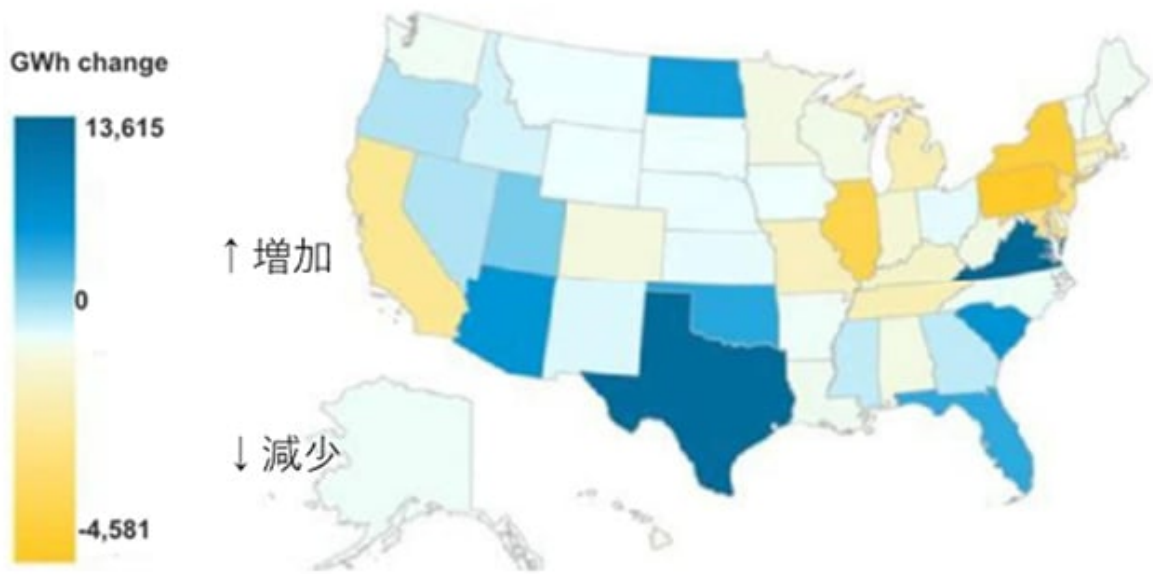
da-kuk/iStock

????????????

??6????????????????EIA????????????????²¹????2019??23??4????????????????????????????????
 ?????????EIA????????????????????????????????4????????????????????????????IT????????
 ?????????????

??1????????????????????????
 ???

U.S. states change in commercial sector electricity consumption (2019–2023) change in annual sales of electricity to commercial customers, gigawatthours (GWh)



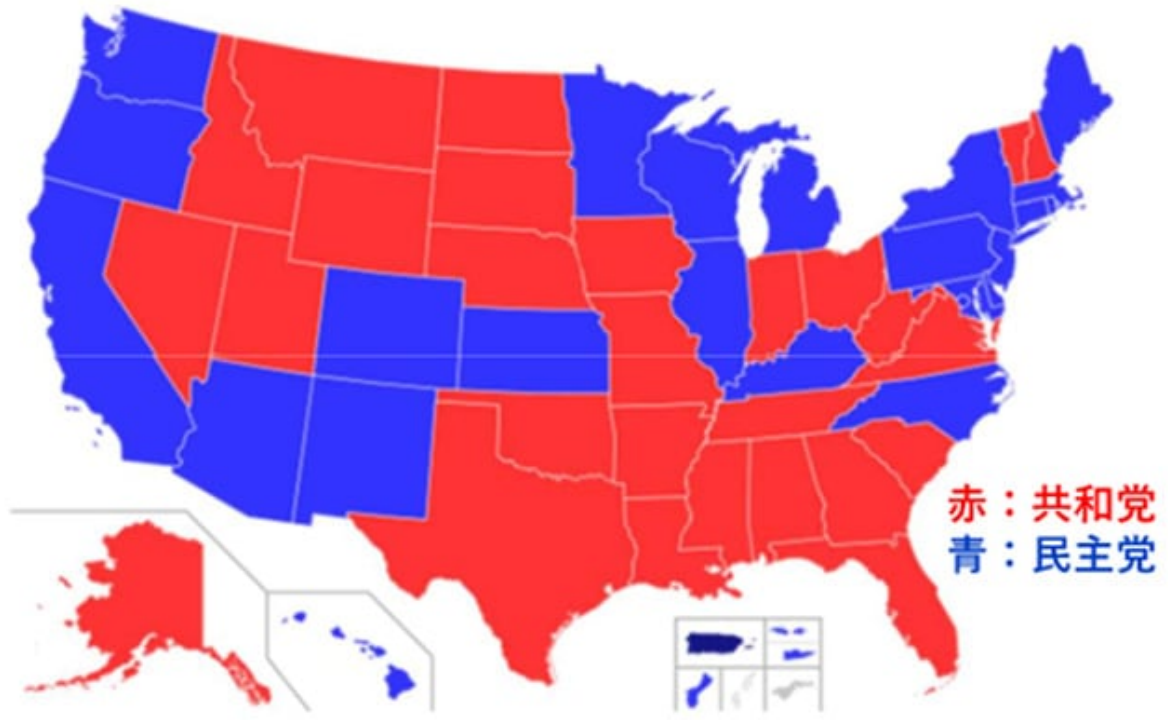
Data source: U.S. Energy Information Administration, [Electricity Data Browser](#)

出典：Commercial electricity demand grew fastest in states with rapid computing facility growth”, Today in energy, June 28, 2024, EIA

?1 ??????????2019?2023?

??

??Red state????????????????????????????????????Blue State????????????????



出典：Wikipedia " List of current United States governors"

22 ???????????????

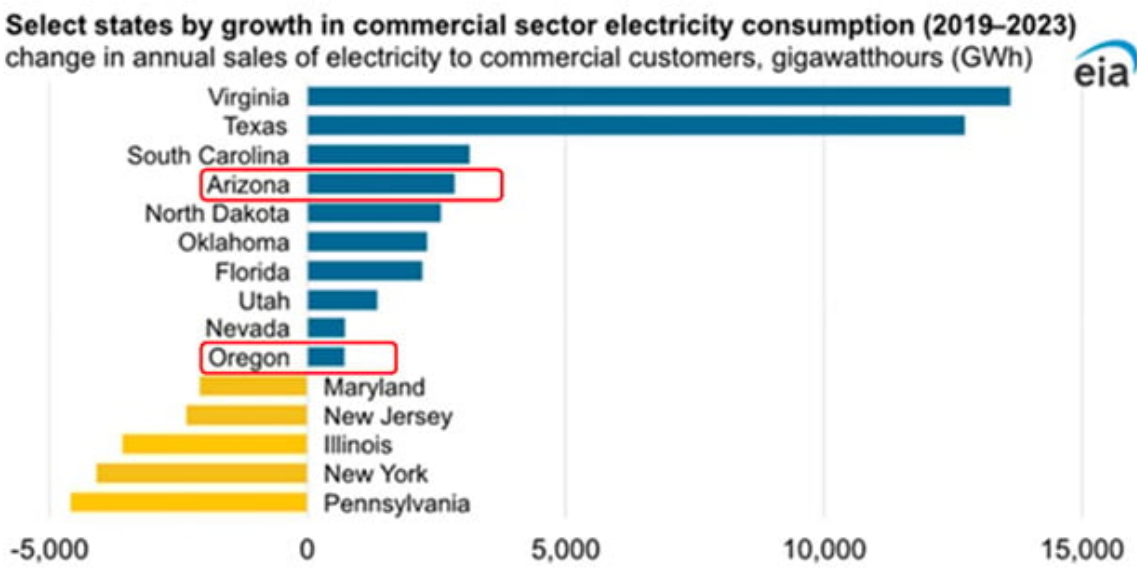
1?????????1????????2????????1?????2????????????????????????????????

????????????

??1??2????????????????2?
????????????????????????????????1??3????????????????????????????1??
????????????????????????????????

EIA??4????????????????10??????
????420?kWh?10????????????40????????280?kWh?????3????????????

??²²2019????94????????????????????????????
??
?????????????????3?



Data source: U.S. Energy Information Administration, *Electricity Data Browser*

出典：Commercial electricity demand grew fastest in states with rapid computing facility growth”, Today in energy, June 28, 2024, EIA

23 ?????????????????

2022年10月、米国平均の電力コストは10.8c/kWhから9.35c/kWhへと低下し、2023年には12.41c/kWhへと上昇した。これは、再生可能エネルギーのコスト削減と化石燃料のコスト上昇によるものである。米国平均の電力コストは2022年の9.05c/kWhから2023年の12.41c/kWhへと大幅に上昇した。

2023年5月、米国平均の電力コストは15.75c/kWhへと上昇した。これは、再生可能エネルギーのコスト削減と化石燃料のコスト上昇によるものである。米国平均の電力コストは2022年の9.05c/kWhから2023年の15.75c/kWhへと大幅に上昇した。RGGIはCO2排出量を削減するためのプログラムである。

米国平均の電力コストは2022年の9.05c/kWhから2023年の15.75c/kWhへと大幅に上昇した。これは、再生可能エネルギーのコスト削減と化石燃料のコスト上昇によるものである。

米国平均の電力コストは2022年の9.05c/kWhから2023年の15.75c/kWhへと大幅に上昇した。

米国平均の電力コストは2022年の9.05c/kWhから2023年の15.75c/kWhへと大幅に上昇した。これは、再生可能エネルギーのコスト削減と化石燃料のコスト上昇によるものである。

??????????

米国平均の電力コストは2022年の9.05c/kWhから2023年の15.75c/kWhへと大幅に上昇した。これは、再生可能エネルギーのコスト削減と化石燃料のコスト上昇によるものである。ITとAIの需要は、米国平均の電力コストを押し上げる要因となっている。

??
??

?

?1?“Commercial electricity demand grew fastest in states with rapid computing facility growth” Today in energy, IEA,
June 28, 2024

?2????????????????DC??

?3?RGGI????????????????????????????CO2??
??

?4?????1kW?????????10?????????14????????300?kWh?????????????????????245?????????5240?????????

Posted in ??????????, ??? | No Comments »

??

?? ?? · Tuesday, July 16th, 2024

??
??



??????

????????????????????

??



??
??

??
??



??
??

??
????????????????????????????????

??
??1.5????????????????

????????????????????

??
????????????????????????????????

??
????????????????????????????

??CO₂??15????????????????????????????????7????????????EU????????????3????????????????
??0.01??????????

2050????????????????

??EU??2050????????????????
????????????????????????????EU????????????????

??GDP?4????????????????????????????10????????
??60??25??????0.01????????????

??4????
????????????????????????????????????

????????????????2050??
????????????????????EU????????????????

Posted in ??????????, ?? | [No Comments »](#)

????????????????????

?? ?? · Saturday, July 13th, 2024



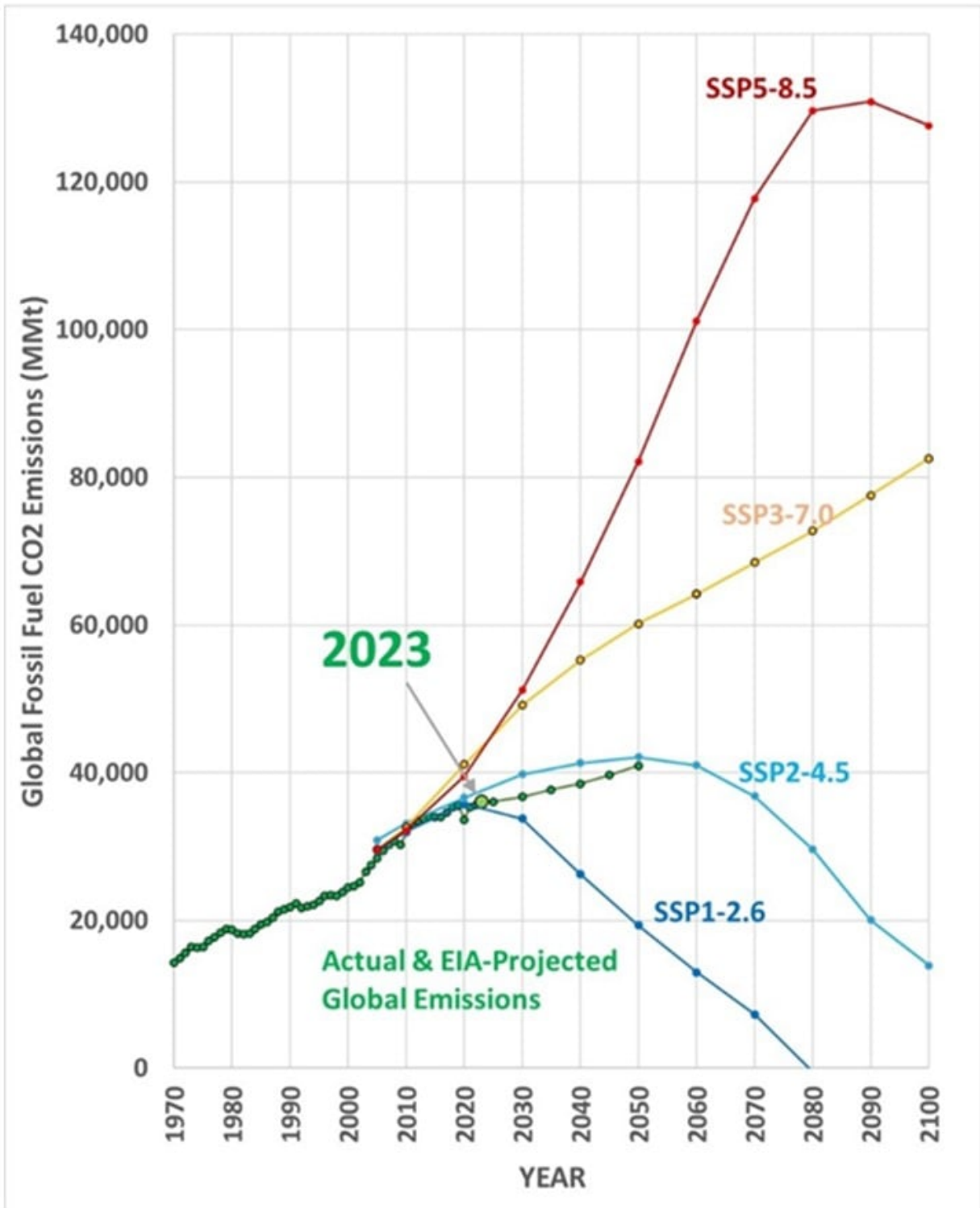
alexis84/iStock

??CO2????????????????????IPCC????SSP5-8.5????????

??

????????????????????????

????????????????????



????????????CO2????????????2050????????????Department Of Energy, Energy Information Administration??????

??EIA????????????CO2????????????EIA????????????

????????CO2????????IPCC?SSP5-8.5????????????2050????????????

??
??1
1??

????????6?17????????GNP?2????????????????????
??

????????18????????????????????????????????????
??“????”????

??

??
????????NATO? ?????????????????????????????

6????????18????????6????????????????????

??
??

??5000????
??“?
”????????

??
??

??

??7?5????8????
????????????????????580????530????????????
????????

??

??

????????????????????????????????????

Posted in ???, ?? | [No Comments](#) »

????????????????????

?? ?? · Monday, July 1st, 2024



zhengzaishuru/iStock

??????100???

????????????????????

????6????????????????????????????????180?????—????????????????????

????????????????????????????????GX????????????????????????????

GX????????????????????????????????DX????????????????????????DX????????????????????????
?100?kW????????100????????

????UAE????????COP28????????IAEA????????2050????3????????????????

????????????????????????10????????????????????DX/GX????????????

????????????????????

??????4???

????????????????????????4???????

1. ????????????
2. ????????????????????
3. ????????????

REPowerEU 2030 100

European Hydrogen Backbone EHB 5

EHB EU 800 98 CO2



Petmal/iStock

2030 1000 2050 5000 CO2 10%

EU

FC

2017 2020 100 4 FC 2023 27 FC 8000

??

??????2030??
??

??????????????????1??
??3?4000??

??LNG??
??

??2030??750?70??

??t-
online????????????????EU??

????????????????????2017????2023??
????????????????????

????????????????????EU??
????????????????????????????????

??
????????????????????

??23??
??2???????

??
????????????????????????????????????

??????????23?8??????????????????????24??
????????????????????????????????

??
??

??
????????????????????????????????

??3GW?7GW????
??????????3GW????????

????????????????????3GW??100
??????????????????3GW??

??
????????3GW??
??

????????????????



??
??

????????????
??
????????????????????????????????

??
??

??
??
?????

??
??
?

??

??

??
??

??
??

??
??

?? ?????????

??

????????????????????SDGs??7????????????4????????????????
??

Posted in ??????????, ??? | [No Comments](#) »

????COP29

?? ? · Friday, June 21st, 2024



COP29 HP??

6????????60????????????????SB60????????SB60????2023??COP28????????????????2024?11??COP29????????????????????

????????????

COP29????COP????????2015????????????????1000????????????????????????????????N CQG????????????NCQG?COP29????????????????2025????????????NDC????????????????????

????1.5????2050??

COP28????????????????????????2025????????2030??43??2035??60????2019????2030????? ??????3????????????2????????????1.5????????????????????????????????

????????????????NDC????????2030????6????????2050????????????????????2030?????4 .3????????2050?????5????????????????????????????

??

SB60????????

????????????????COP29????????????NCQG????????????????4??

??

COP29????????????????????1.5??

Posted in ??????????, ??? | [No Comments »](#)

??

?? ?? · Monday, June 17th, 2024



1xpert/iStock

??

????????????????????????????????



Posted in ??????????, ??? | No Comments »

????????????????????

?? ?? · Sunday, June 16th, 2024



3alex/iStock

?????2050?CO2??GX????????????????

????????????????????

????????????????????1.5??

????????

??
??

????????????????????????????200????????????????????

????????CO2??

??
???

????????CO2????????????????2050????????????G7????????????
????????????????????????????????????20????????????6????????????
????????

??

????????????????????????????????1992????????????????1991????????
??
??

????????????????????2022????????????????????

??
????????????????????????????????NATO?G7????????????
????????

??
????????????????????G7????????????????????
????????????????????

????????????????????180????????????????????
????????????????????ESG????????????????

??

??EV??ESG??EU????EU????SDGs????
????SDGs????

?




Posted in ???, ????? | No Comments »

??

?? ? · Saturday, June 15th, 2024

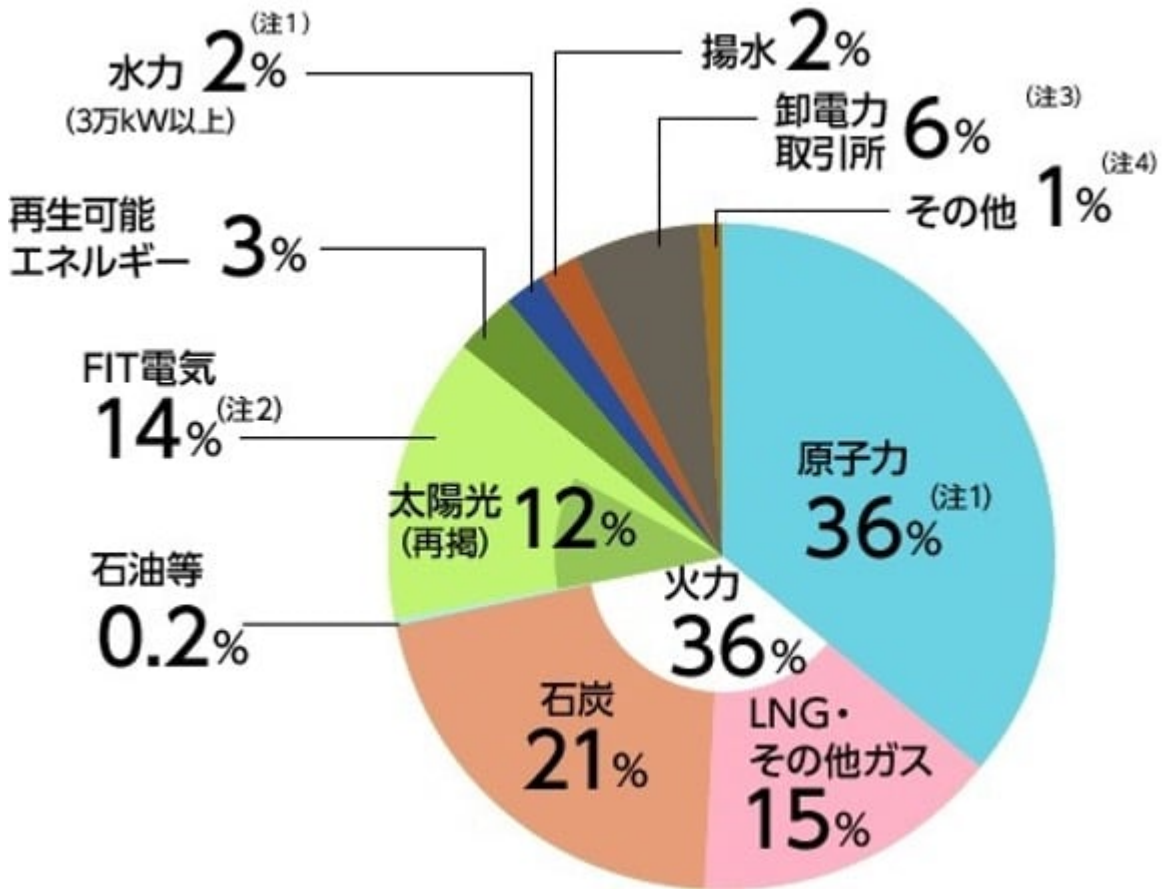


RapidEye/iStock



TSMC??3?1????????????????????????2??
 ??

????????????1????



?1????????????2021??
 ??????????HP????

????????????????????????????????????2024?4????????????1kWh??28.78?/kWh????????3??10??
????????????????28.51?/kWh??

??
??
????????????????????????

??

????????????????TSMC????????????????????????

????TSMC????????1811?kWh?2021??²²????????????????????????20?/kWh????3.6?/?
??

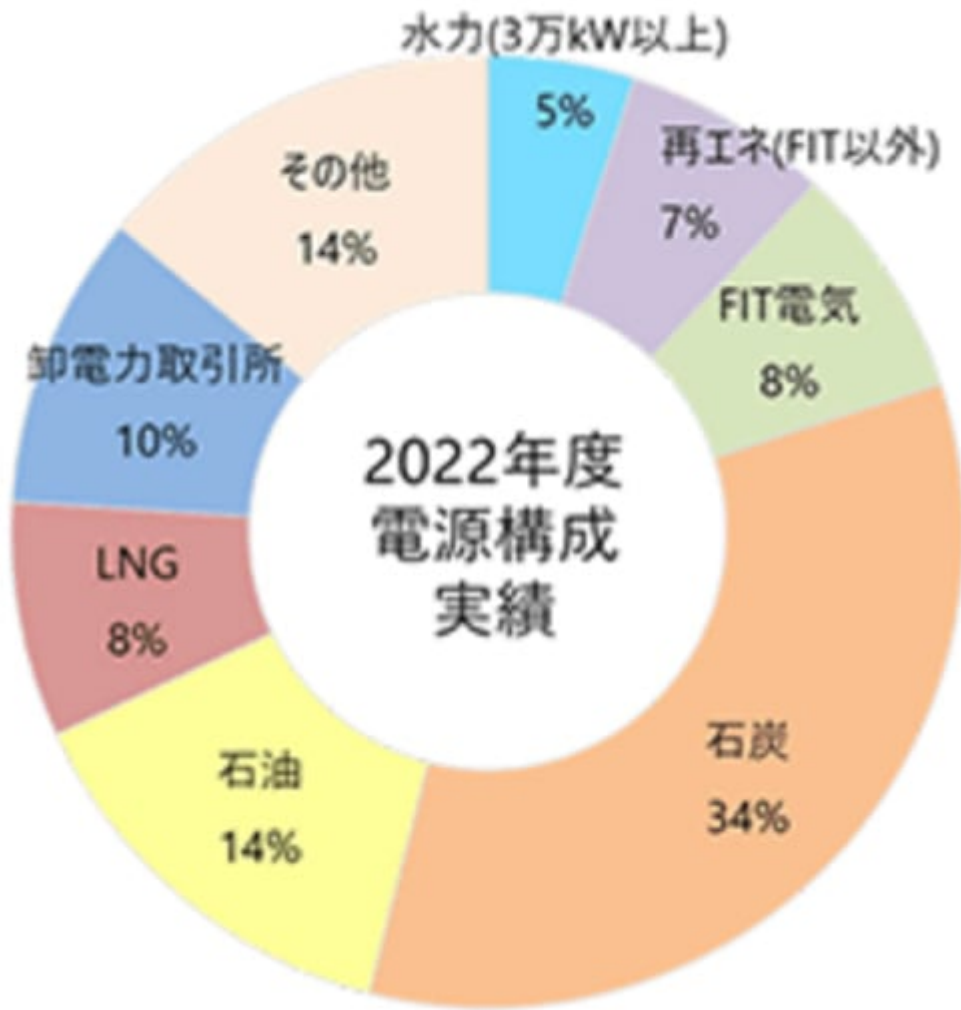
??

????????????



??3??2????3??1????????????2????????
????????????????????

????????????2???



2020年
HP

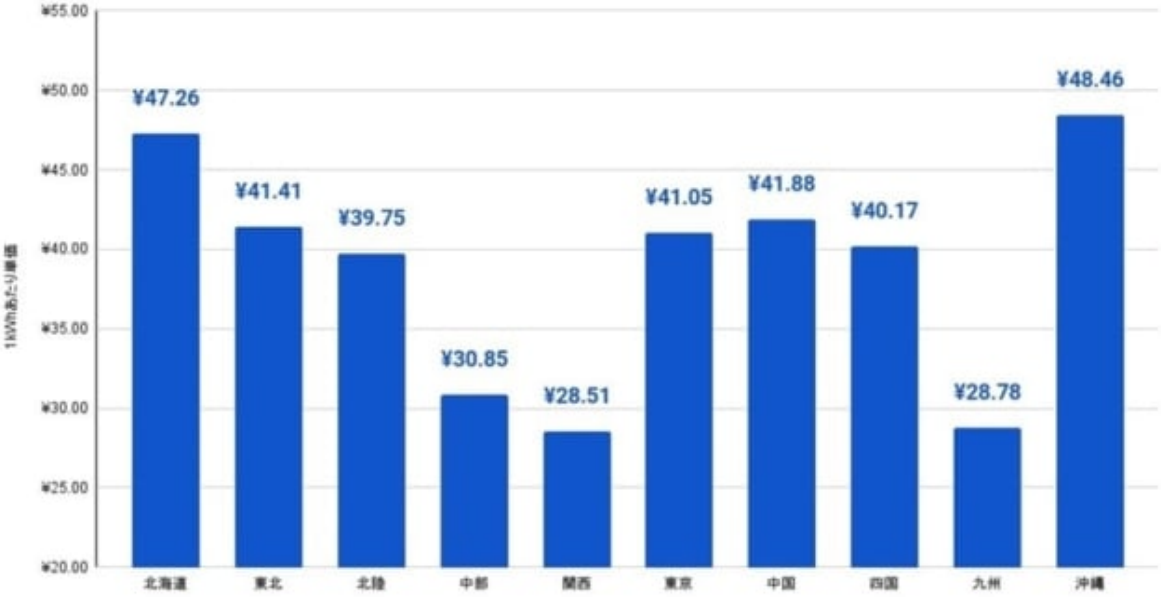
2024年4月1kWh 47.26/kWh
10月 48.46/kWh

2024年4月1kWh 47.26/kWh
10月 48.46/kWh

2024年4月1kWh 47.26/kWh
10月 48.46/kWh

2024年4月1kWh

【地域別】電気料金1kWhあたりの目安単価 (2024年4月以降)



3?1kWh?????????1?

????????????

??

?2???TSMC?????????Fab18
????5?8???Fab18????????????????????

Fab18
????5?8????88?kW????70?kWh??

70?kWh ×?47.26?28.78?/?kWh?1294?/?

???????

????????????????????????1300??
???????????

????????????????

88?kW????????????

88?kW × 24h × 365??77.0?kWh

???????????

70?kWh/77?kWh?90.9?

??

?????3?1??

??
??

??
????????????????????

???

??TSMC??

??

??

??
??

?1?1kWh????????????????????????????????

?2??? ?3? ?????????

Posted in ??????????, ??, ??? | [No Comments »](#)

????????????????????

?? ?? · Saturday, June 8th, 2024



Tula Kumkrong/iStock

?????7????????????????

2050??CO2??????2040??CO2????????????

????????????????????2040????????????????

???2050??CO2????????

??????2???

?1????????????????CO2????????4????????6????????
CO2????????????????????????????????????

?2????????????????

????????????????????????????????17????????83????
????????

????????????????????35????????65????

????????????????????17????83????
????83????

????????????????????????????
????

????????????

????????????2023????508.1TWh????53????
????47????17????16????9????

????47????CO2????

????????????
????

????????
????

????????

????????

????????

????2030??2040????
????

??CO2????

?



Posted in ??????????, ??? | No Comments »

??????2024????????????????????????????????

?? ?? ? - Friday, June 7th, 2024

6?9?????6?9???EU?5?????????????????????????27?????????????????720?????????????????99?????????????
????????????????????????????????6???



Sinisa Vidic/iStock

EU????????????????????????????????EU????????????????????????EU????????????????????????
??

31????????????????????EU??EU?????
?????????

????????EU????????????27??27??
??????EU??



EU??
????????????2019????????????????????CSU????????????????
??
????????????????????

??EU????????
????????????EU????????????????????5??EU????
????????????????????????????????????

??3?
??
??

????EU????????4????????????????????????????????
??
????????????????????????????????

????????1????????????????????21????????????
????????CEO????????????????????????????E
U??22??23????18????????????
????????????

????????????
Wikipedia??

??
????????????????????????????????350????
????????????????15.5????19.5????
????

??EU??
????????????????????????“????”????19.5????10????

??
????????????????????????????????EU????????7????????21?10??
????????

??29????????????????????????????????????
????????

??
????????????????EU????????EU????

????75?24????????????????????12?6????
????????????CDU????????????
????????

????????????19????????????

????????????2011????????????FIT????
??????

????????????40????????????EU????
????65????????



2011????65?/kWh?FIT????40????
?20????

???????????? <https://t.co/iZypBM74D5>

— ??? (@ikedanob) April 18, 2024

2012?12????40????42????20????
????20????

????2030????44????
???

????????TF

2022?3?2????3?17????335????
????3????

????TF????3????1000????
????4500????270????67????5????

????TF????????????????????
????

????????????????TF????

????????

3?11????2????FIT????
????

????1990????

????

????(JEPX)????

????????????????????????????????

????????????????1????????????????3????????????21????????????????????????????????
??

????????????????????

??
????????????????4????????????????????????????????

????????TF??2021????6????????????
??



??TF????????????TF????
?????

?? <https://t.co/JxGxQd6abK>

— ??? (@ikedanob) March 27, 2024

??
????????????????

????????????????????????????????????1?2????????????????????????????????????
??

????????????????????

??TF????????????????????2023?12?
??

????????????????????????TF??
????????????????????????????

????????????????????TF??
??

???TF??
??

Posted in ??????????, ??? | No Comments »

????????????????????

?? ?? · Sunday, May 26th, 2024

??

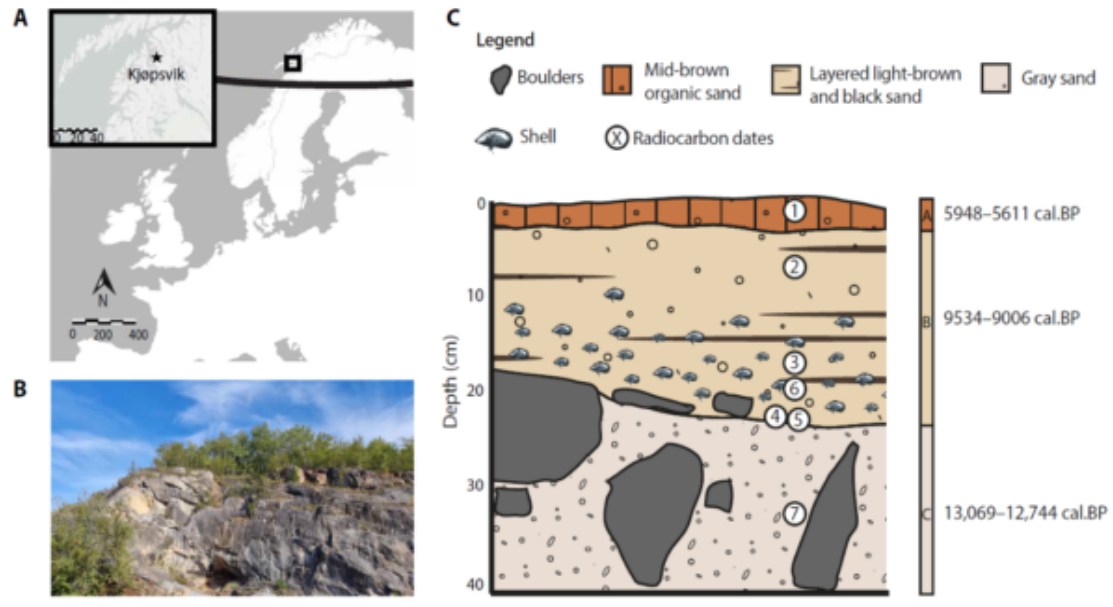
??
?????



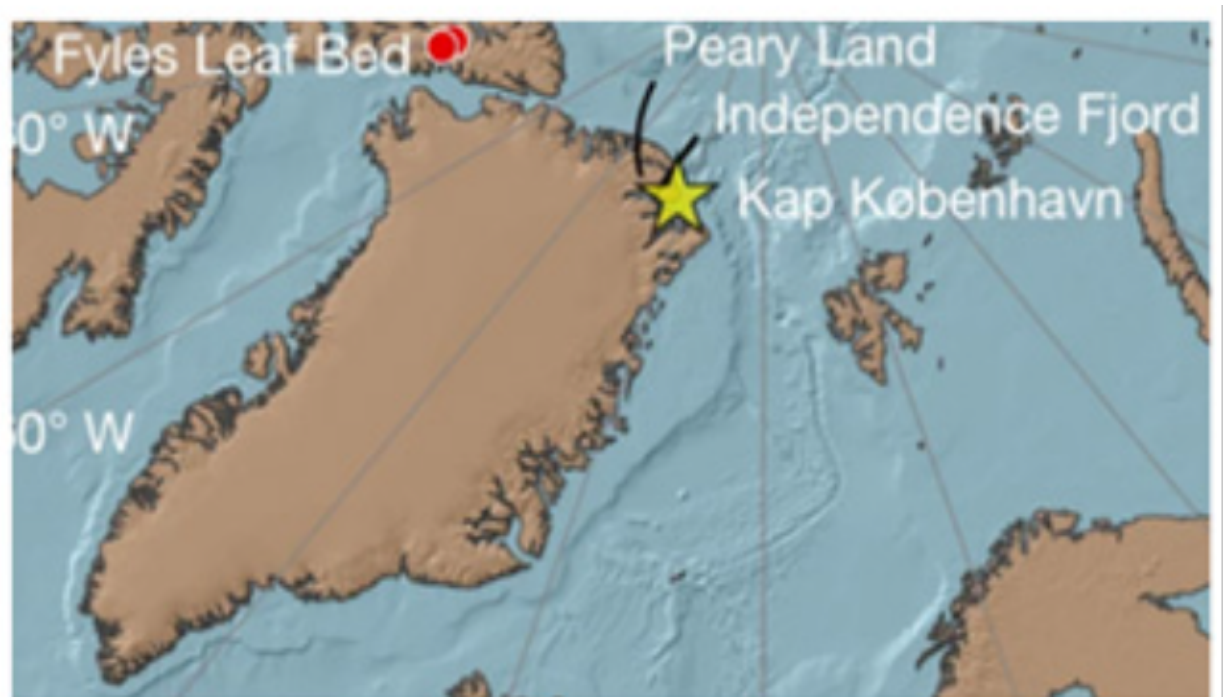
??
??DNA??

?????Boilard et al,
2024??????82????????????DNA????????????????????????????????
??

??45????????
???????



????????????DNA????????????????????????????????360????80????????????????????????11????19????????????????
 ?????????????????????????????Kjaer et al.2022??





Posted in ???, ????? | No Comments »