

# Global Energy Policy Research | GEPR

GEPR??  
???http://agorajp.com/??  
???

## ????????????ALPS ?????????????

?? ?? · Saturday, September 2nd, 2023



axz66/iStock

??????????

????????????????????????????ALPS???24??????  
??

??

??

??????????1????????????????????????

??

??ALPS????????????????????  
??????

??

**??????????**

??  
??

ALPS??  
???

??????????????????????31??  
??????????????????

??  
??????????????????????

??——????????????????????

**??????????????????**

??ALPS????????????????????  
??????????

??  
??

??????24??IAEA????????????????????????ALPS????????????????????  
??

**?????—???????**

??20??  
??????????????

??????ALPS??

??——????????????????

??  
??????????????????

??  
??

??

?????CAI????????????2027??  
??

2027????????????—????????????????????????????

Posted in ???, ????????, ?? | No Comments »

## ?????G7?G20????????????1.5??????????

?? ? · Thursday, August 31st, 2023



photoschmidt/iStock

????????G20???28????????????G20????????????????????  
????????????????????

????????68????????63?66????????????G20??  
????????????????????????????????????G7????????????????????????

????????????????63?

5??G7????????IPCC?6????AR6????1.5????????????GHG????2025????????????2019??  
?2030????43??2035????60????????????2030?NDC????????GHG????????LTS??1.5????????  
??2050????????????????????????????????????COP28????????2030?NDC????????????LTS??  
????????2050????????????????????????????????

??G20????????????????100????????????????G20????????????  
????????????NDC??2023????????????????2030????????????????  
????????????????????????

????????????????????????????1.5????????????????1.5????????????????????????????????????  
????????

????????????????????????????????



G20????????????IPCC??G20????????????  
????????????????????????????????2019????2035????????????60%????????????????  
??2030????????????CO2????????????  
????????????????????

????????????G20??G20????  
????????2040????????????????????????

????G20????????3????????G7??

G7????IPCC?6????????????????2025????????????2035????60????????????????12????COP28????????  
????????????????G20????????IPCC????????????

????????????Third World Network  
IPCC??  
????????????????

????IPCC??

????????2040????????????????????????????????COP27????????LMDC????????2050????????  
????????????2030??  
????????????????????

**????????????????64?**

G7????????1.5????????????????2050????????????????????????????  
????????G7????????????????????

????????????????????????G20????????????????????????????????  
????????????????????????????3????????????  
????????2????????????????????????  
????????????????

????????????????

**EU????????65?**

????????????????????????????????CBAM????????????  
????????????

EU?CBAM??6????????????????????????????????????  
??G20????????????????????????????????  
CBAM??

????G7?G20??G7????G20????????????  
????????1.5????????????????????

??6?IPCC????????????????1.5????????????  
1.5??

????1.5??

Posted in ??????????, ??, ???? | No Comments »

??

?? ? · Monday, August 28th, 2023



dima\_zel/iStock

??GCR????????????????PDF????12????  
??16????????????????????????????5????????????????????

??50????????????????????????????  
????????????????????????????

??

1997 GCR GCR

CO2 IPCC

C<sup>14</sup> GCR R C<sup>14</sup>

2019 GCR 78 2km 712km

high-altitude clouds 27km

GCR 712km

deep convective activities

GCR

decadal 10 11 GCR 1.4

034

NOAA 1979 1979 43

GCR GCR cycles GCR GCR 11

Fig. 1 GCR 03 8 1 Fig. 2 GCR 5678 Fig. 3

GCR cycles Fig. 3 Fig. S5 GCR GCR GCR

??

Fig.

4??????GCR??  
??  
??

????????????????GCR cycles????????????????????Fig.  
5??  
????????????????

??  
??  
????????????GCR cycles????????????????????????????????

??  
??

??  
??

?

??  
??

??

??  
??  
??????

??

??

Posted in ???, ?????, ????? | No Comments »

????????????????”???? “????????????????

?? ?? · Sunday, August 27th, 2023

??

??  
??

**Don't overstate 1.5 degrees C threat, new IPCC head says**

Woke, Inc.: Inside Corporate America's Social Justice Scam

**Vivek Ramaswamy says the 'climate change agenda' is a hoax**

Climate Change isn't Everything

2022 1600 WORLD CLIMATE DECLARATION

**Nobel Prize winner Dr. John F. Clauser signs the Clintel World Climate Declaration**

**IPCC 63**

2019 23 500 1600

6

- Natural as well as anthropogenic factors cause warming
- Warming is far slower than predicted
- Climate policy relies on inadequate models
- Global warming has not increased natural disasters
- Policy must respect scientific and economic realities
- CO2 is not a pollutant. It is essential to all life on Earth. Photosynthesis is a blessing. More CO2 is beneficial for nature, greening the Earth: additional CO2 in the air has promoted growth in global plant biomass. It is also good for agriculture, increasing the yields of crop worldwide.

Posted in ???, ???? | No Comments »

**10**

?? ?? · Saturday, August 26th, 2023



??1????????????10????????????????????  
?????????

??????????????

??1????????????????????????????  
1g????????????????????????????????????880?????



????????????????????????

????12????????????????30??100????????????????????  
?

??

??  
????????????????????????????



????????(WSJ)

????????????3000????????3?????1????????8????????

????????????

??

????????????2016????????????????????????????????

??

??ALPS????????

????????????

1970????????????????????????????????????

??1990????????????????????????????????????10?????

????????????????????????????2008????????????

??

**????????????????????**

??  
??????????

??  
??????????????

??  
??????

**????????????????????**

??  
??????

??  
??????????

??  
??????????????

??  
???

Posted in [????????????](#), [???](#), [??????????](#) | [No Comments »](#)

**????????????????????**

?? ?? · Thursday, August 24th, 2023



NithidPhoto/iStock

2023?8?22????????????????9????????????????????



????????????????????9????????????????????



????????????????????9????????????



??  
?

????????????????????????????????????2050????????????2030??CO2??46%????????????  
GX??

2022?3?15????????????????????



????????????????????????????????????CO2????2030?46%????????????????  
????????????????????



????????????????????????????????



???

??

??  
????????????

**GX**??**CO2**??  
??

??  
??

??  
????????????????????????????????????

?

????????????????

????????????????

?SDGs????????

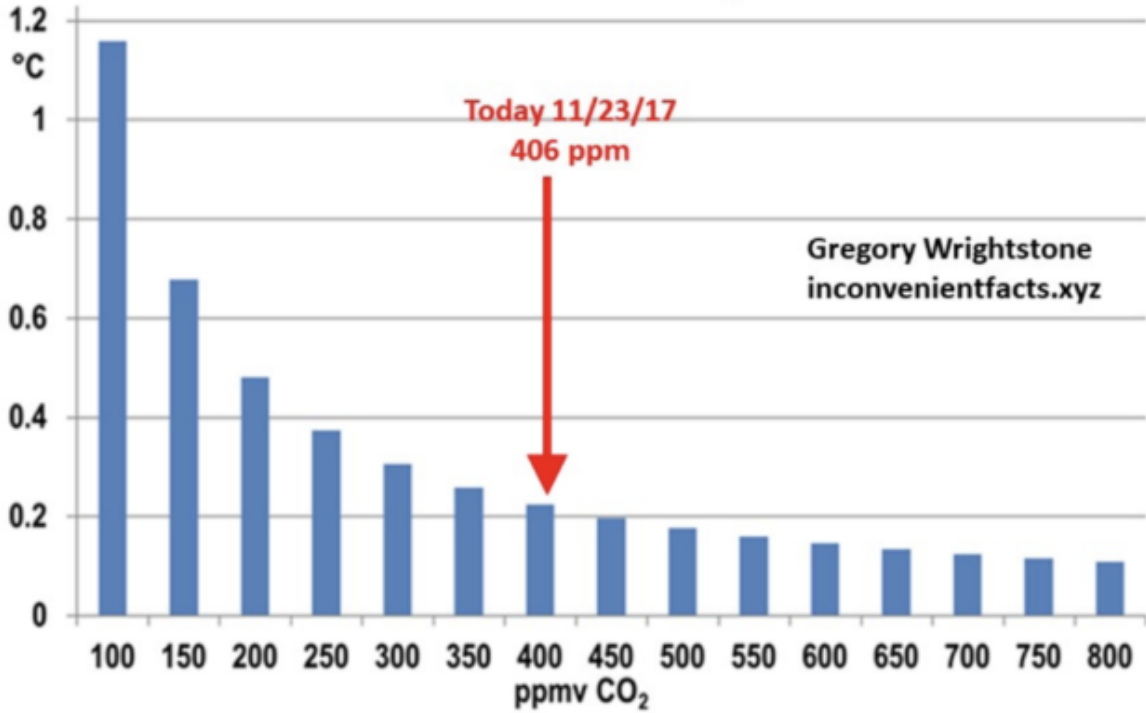
Posted in ??????????, ??? | [No Comments »](#)

**?????2??????CO2????????????????????????**

?? ?? · Tuesday, August 22nd, 2023



**Figure I-3: Less global warming for each additional 50 parts-per-million-by-volume of CO<sub>2</sub> concentration**

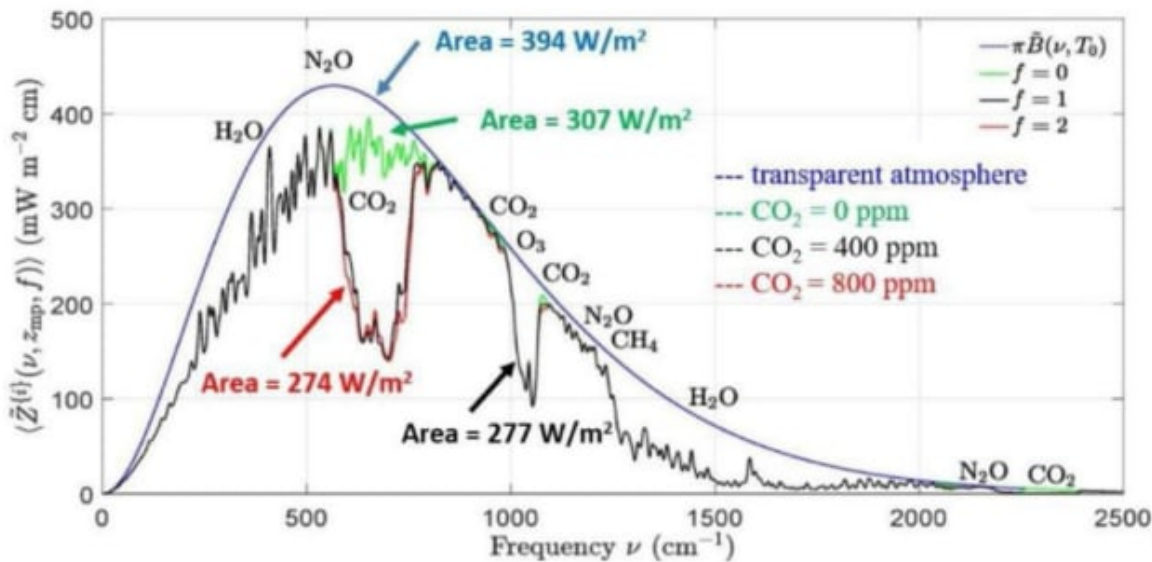


Gregory Wrightstone  
inconvenientfacts.xyz

????????CO2?????2?800ppm????????????????????????????CO2????????????????????????????????????

????????????????????????????????CO2????????????????????????????CO2?N2O?O3?CH4????????????????

??394 W/m<sup>2</sup>?????????????????????@transparent atmosphere????????????27??



????????????????????????????????????CO2 =

400ppm????????394W/m<sup>2</sup>????277W/m<sup>2</sup>??277/394 =

70????????????CO2?400ppm??800ppm????????????????????????????274

W/m<sup>2</sup>?69.5%????????????????????????????3W/m<sup>2</sup>????????????????1????????????

?????CO2??

??  
??

???????

????????????????EPA????????????????”State Farm”????????????????????????????????

? State Farm Test: ???

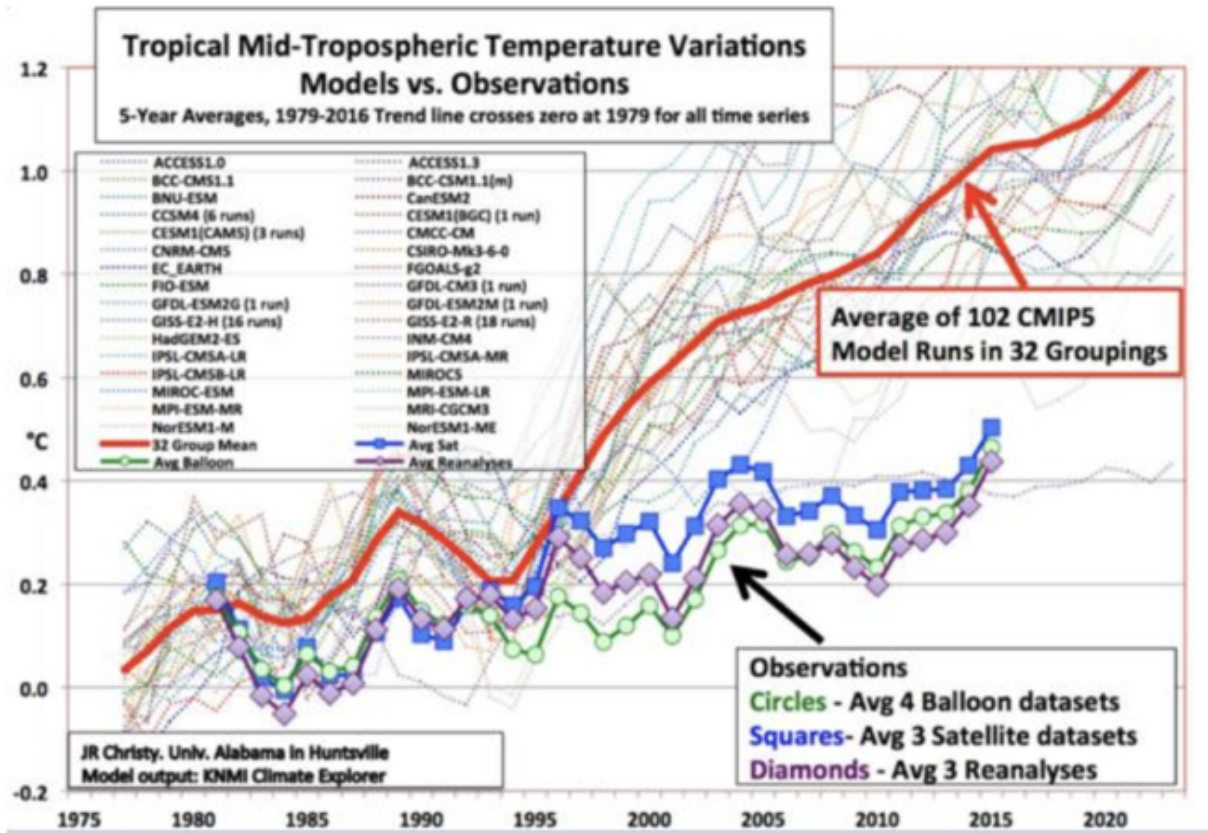
??????????

1. EPA????????????????????????????????????
2. EPA????????????????????????????IPCC??
3. ?????????????????????????

??  
??

??  
??

????????????????????????????????????EPA??



?????EPA????????????????CO2????????????????CO2????????????????????????????????

????????????EPA??



????

????

????????????????????????????



The main conclusion of this part of the study is that even an order of magnitude increase of CO2 in the atmosphere by human activities, which at the present rate of input is not expected within the next several thousand years, may not be sufficient to produce a runaway greenhouse effect on Earth. On the short time scale, if CO2 is augmented by another 10 percent in the next 30 years, the increase in the global temperature may be as small as 0.1°K.

Posted in ???, ????? | No Comments »

????????????????????????????

?? ?? · Friday, August 18th, 2023



????????????????????

Luisa Trescher Photos/iStock



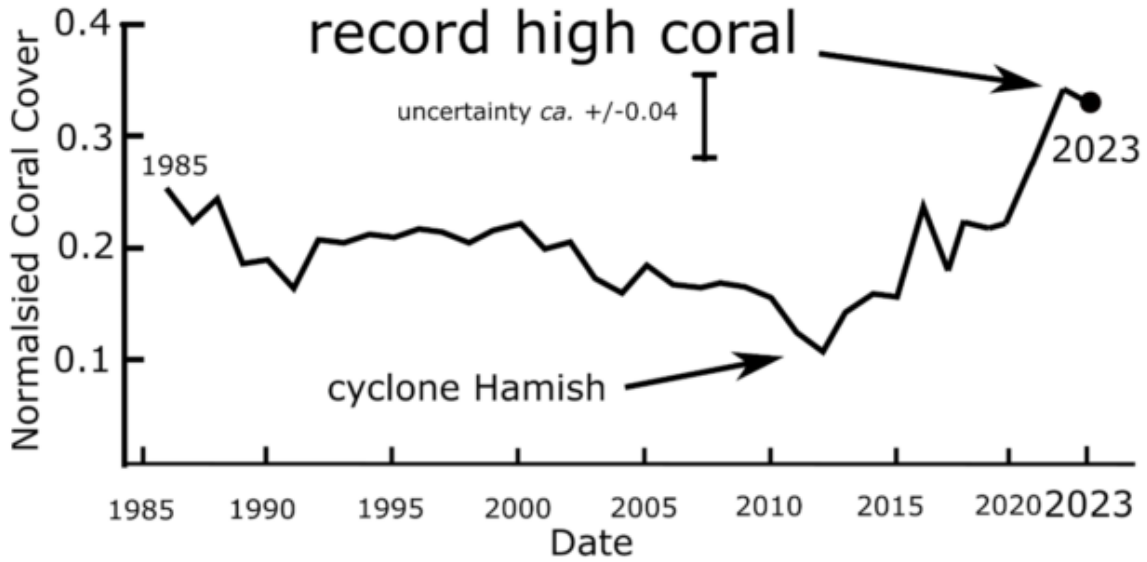
??

60

?

?

?



2023

2012

2022 2016 2017 2020 2022 4

?

AIMS 2023

?

?

?

?

?

????????????????????????????????

????????????????????????????????

??60????????????????????

???Australian Environment  
Foundation??  
?????????????????51??????????


??  
??  
??????????????

?



Posted in ???, ????? | No Comments »

????????????????????  
?? ?? · Thursday, August 17th, 2023



Tr6/iStock

global warming global boiling

“”



2023 “”

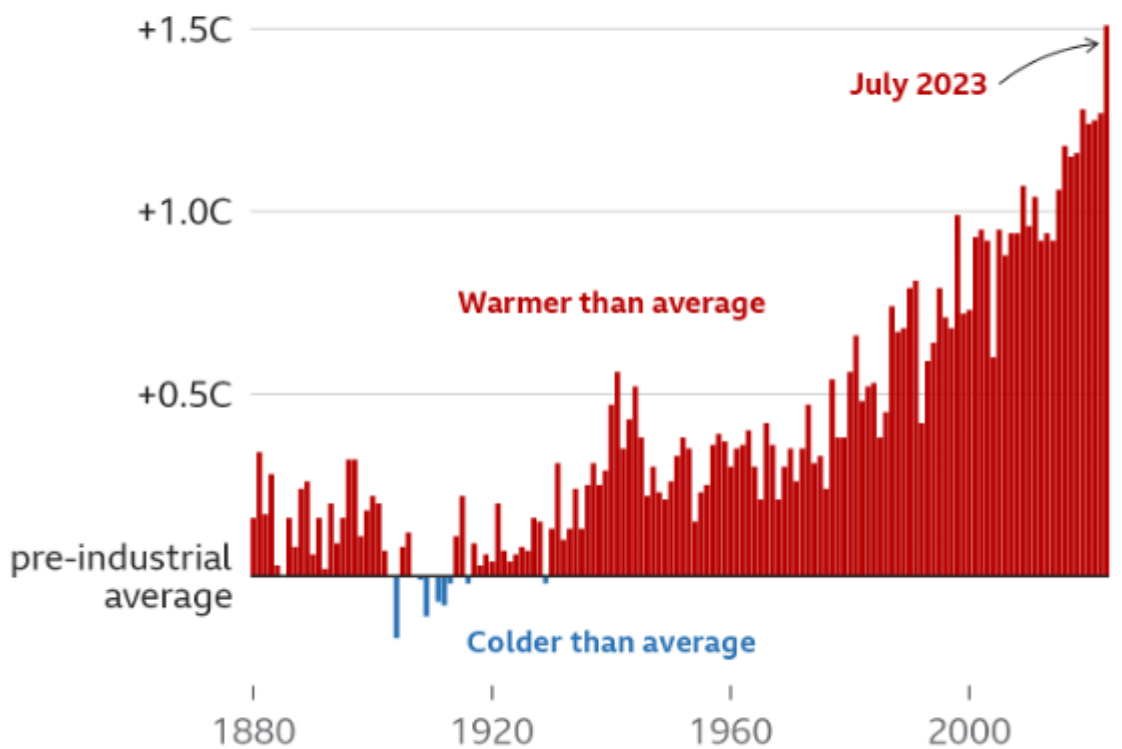
100 15 100

50 5

BBC 1

# World set for hottest July on record

Global average July temperature by year, compared with pre-industrial average for July (1850-1900)



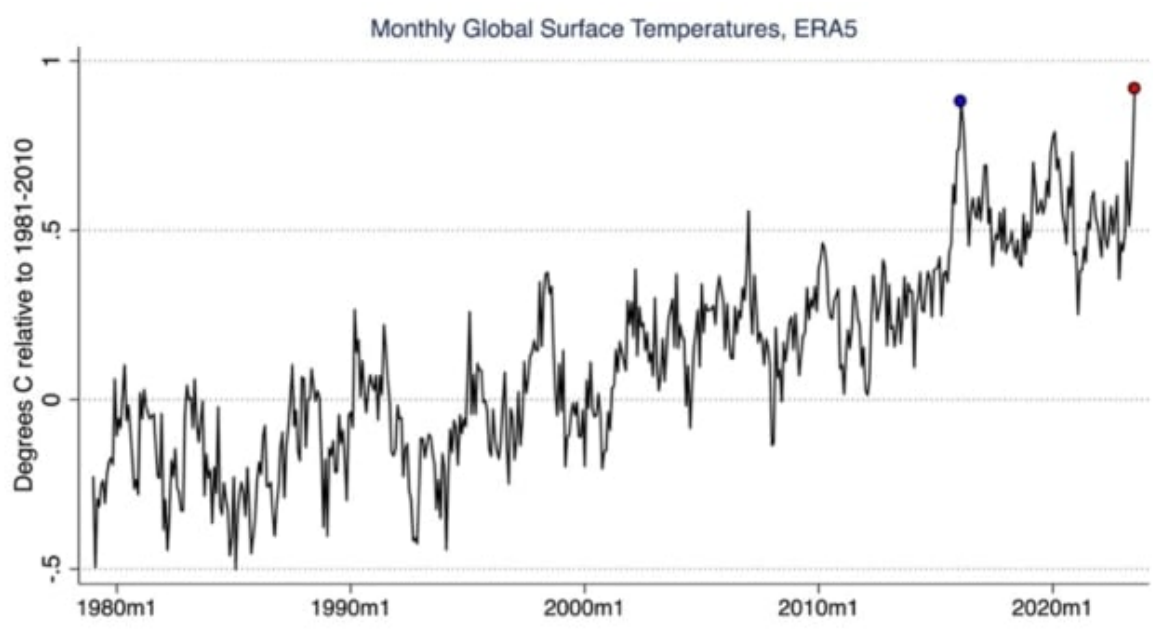
Data for July 2023 is provisional based on NCEP/GFS analysis

Source: NASA GISTEMP

**BBC**

?!BBC??

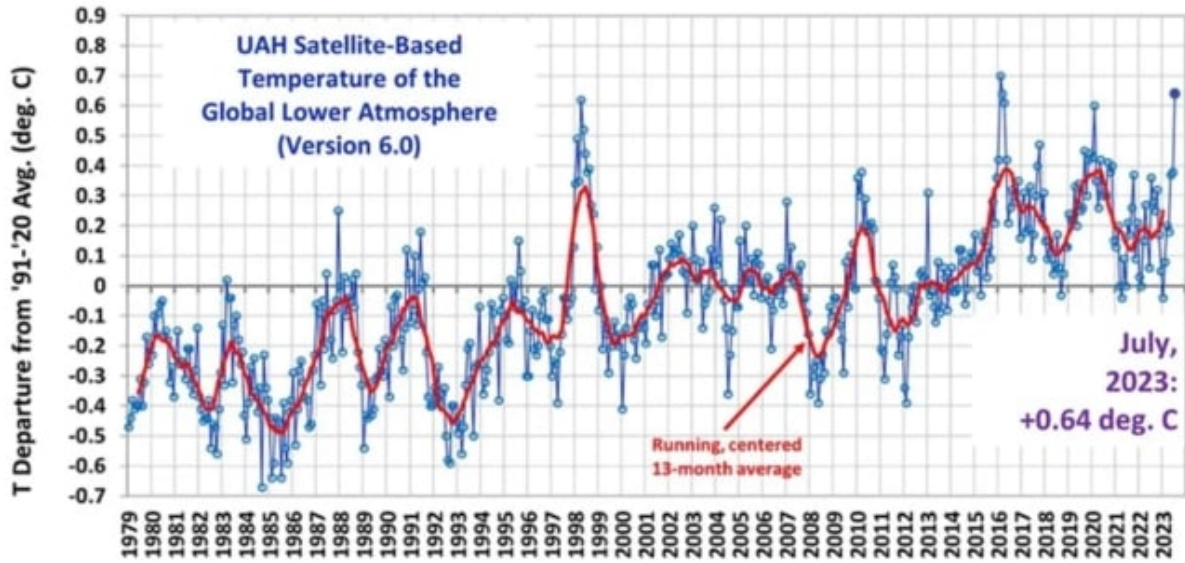
??ERA5????????????????



??????????

Climate Etc.

9000 UAH



3

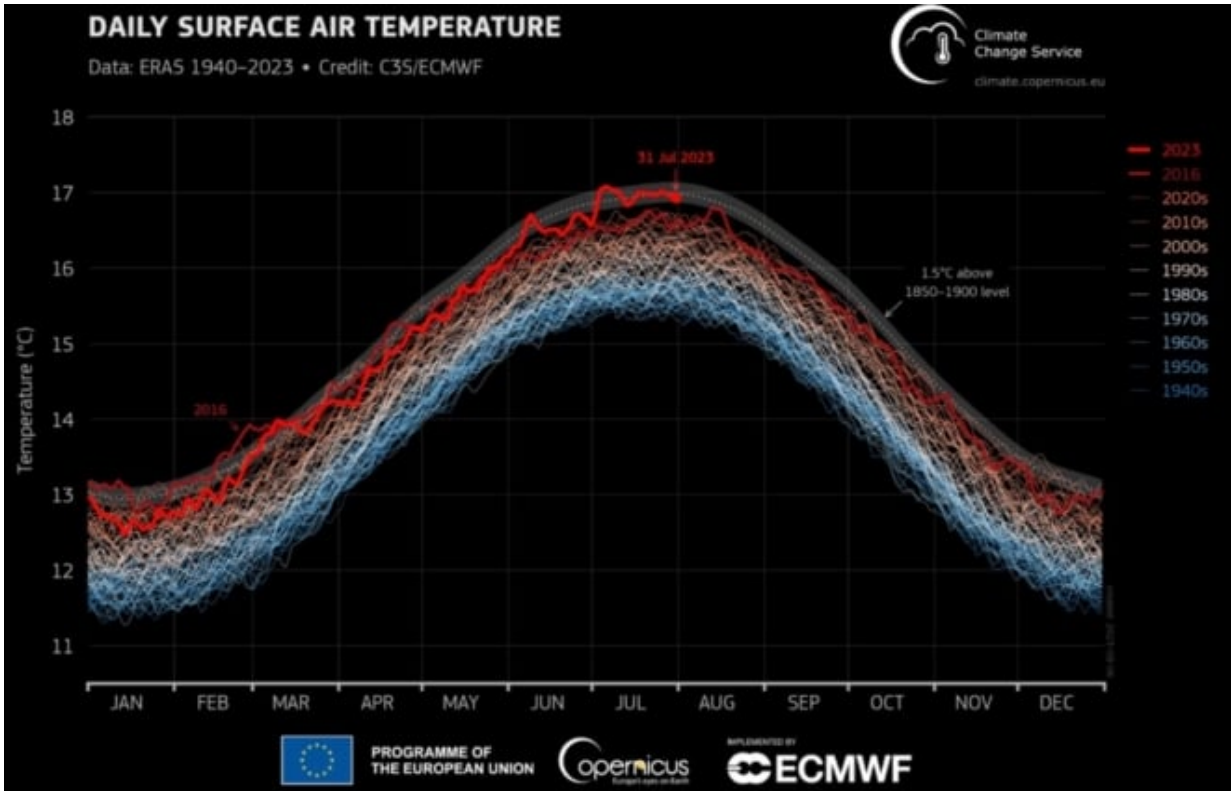
Climate Etc.

2023

1 7

2 1 3

2023 4 1 2 1 7



?4

??  
??????????

?2023??  
??

?2022??

?2021??

?2020??

?2019??

?2018??

?2017??

?2016??

?2015??







CO2  
CO2

CO2  
CN

CN

20  
95

CN

**??????????**

CN  
CO2  
CN

CN

2009  
4  
14  
S. Matsuda?“ Validity of Bio-Ethanol as a Countermeasure against Global Warming”, J. Environ. Inf. Sci. , Vol.37, No.5, pp.1-6 (2009.3)?

CO2

CO2  
CO2  
2-09  
p.55  
Table 2?

HP  
Vol.44  
vol.37

CO2  
4  
12  
4  
12  
2009  
2011

or

??14????????????????????????????  
??

??  
??

??CO2??  
??  
??

??  
??CN????CO2????????????

??1981????????????????4?10??pp.  
949-954??  
????????????????????????

??  
????1????????2????????3????????4????????????????????????????????????

??2????????????????????????????????????  
??

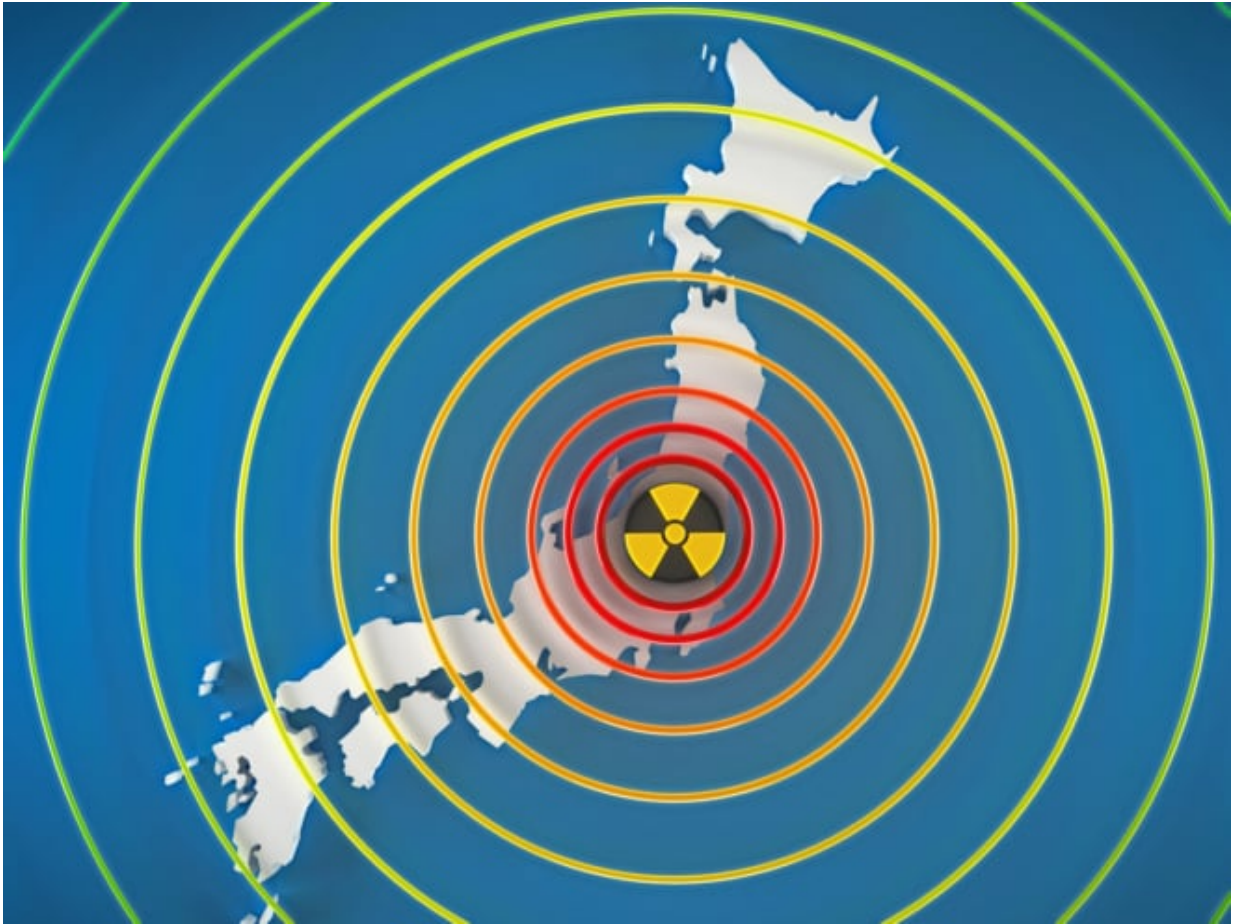
??3????????????  
????????????

??

Posted in [??](#), [??????????](#) | [No Comments](#) »

## ????????????????????????????????????

?? ?? · Thursday, August 3rd, 2023



adventr/iStock

????????????728??

????????????????????????????X????????????

????????????1??28????????????????????????????????????



????????????????????????????????????

????????????????

← ツイート

村本大輔(ウーマンラッシュアワー)  
@WRHMURAMOTO

...

事故があった時、地元の人だけじゃなく日本中が被爆しますように

NHKニュース @nhk\_news · 7月28日  
福井県にある関西電力の高浜原子力発電所1号機が、28日午後、原子炉を起動し、12年ぶりに再稼働します  
[www3.nhk.or.jp/news/html/2023...](http://www3.nhk.or.jp/news/html/2023...)  
#nhk\_video



??????????

????????????????????????????????3.11??  
??

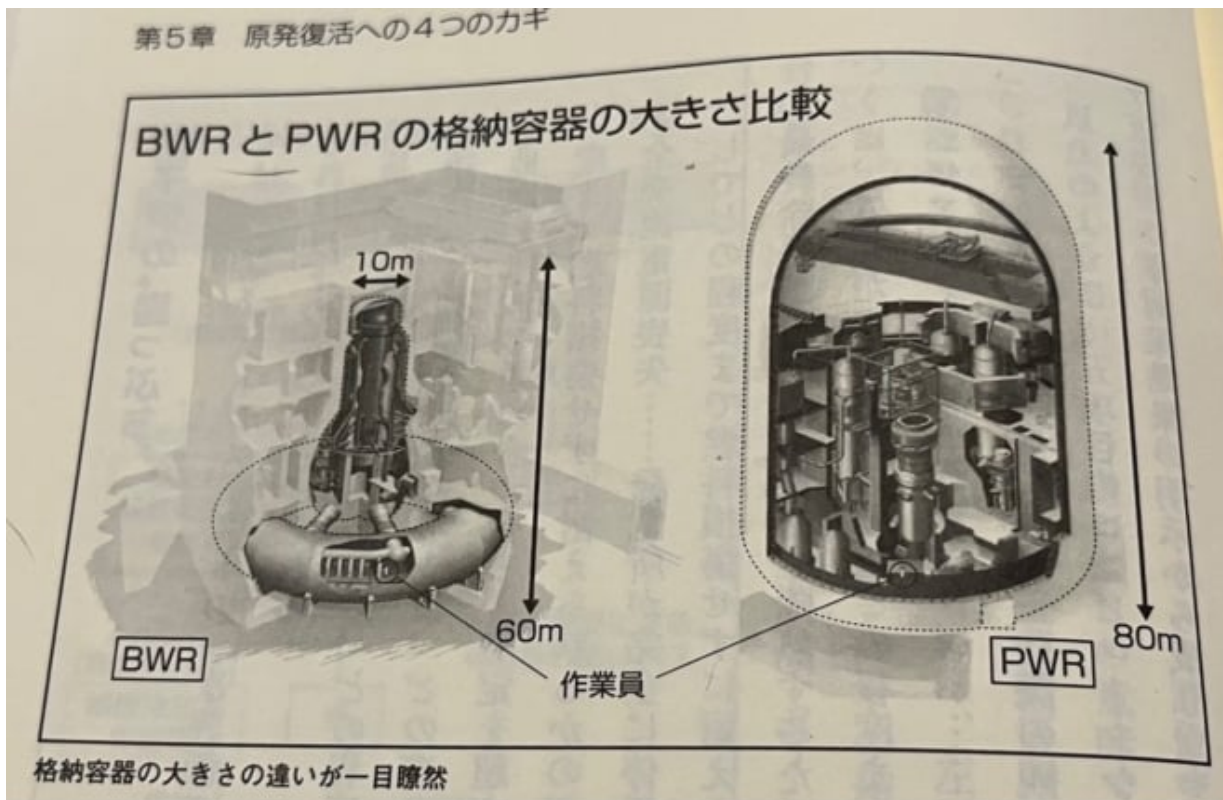
?????3????????????

????????????????????????????????

??BWR  
/Mark?I????????????????????PWR??  
???

第5章 原発復活への4つのカギ

BWRとPWRの格納容器の大きさ比較



????????BWR/Mark-I????????PWR????????

????????2012, WAC, 219???

????????????????????10??2????????1???

????????????????????????????????????

??

????35??Mark-I  
 ???

????????

????1??3????????????????????????

3.11????????PWR??H????????  
 ??O????????????????

????2???

??

????2????????????????????????????????

????????3.11????????????????

3.11??

2011?3?25??

??

????????????3?20??  
??

????????????????????4??

4????????????????22??

??  
50km????????????????????—????????????????????

????????????250????????????3.11????????????

????2014?5?9??



????????  
©? japan.cnet.com

??  
250????????????5000????????????????250??5000  
????????????????????10?20??  
????????????????????????????????  
????????????????????—????????????????????

????????????????5?21??





bluejayphoto/iStock

?????????7?????????40?????????  
????8?????????7?????????30?????????

????????????  
??

????????????  
???13?????????

????????????41?????????  
????“?????”?????

7?27?????WMO??EU?????????2023?7?????????  
????????????

????????????  
????????????

????????????“?????????  
?????”????????? ????2023?7?????????  
????????????

????????????100????????CO2?????????  
????????????7?????????  
????????????

????????????

????????????



??

??CO2????????????????????????

??85??  
??  
???

????????????????????15??2????????????????????  
??

????????????????????130??  
??  
??

??CO2????????????????????????????

??WMO??  
??COP????????????????

??EU??EU????????????????  
??  
??

??7????????????????????????10????????7????????????????  
?1000????????????

????????????????????40??  
??

??25??2????????????????????wetter.com????????2023?7????  
????????????????????26????????????????????daswetter.com????200????????2023????????????  
??  
??

????????????7?30????????????????15????????24??

????????????????“?”??CO2????????????????  
????????????????????

?

Posted in ???, ??, ????? | No Comments »

# ????????G20????????

?? ? · Monday, July 31st, 2023

7?22????G20??2022????????????  
??



NHK??

????????????????29????????????22??

2??

??G20????????????  
??

??  
??  
???

????????????????????

??????????

??  
**some**  
**members??**??  
**others??**??

???

1.5°C COP  
???

G7

2050  
???

???

G7 G20

???



2030  
???

???

3 G20 G7 2030  
150GW 1TW

COP27  
???

G20 12 COP28

UAE

- 2030
- 2030
- 2030
- ???

G20

G20 1.5°C by or around mid century G20

1.5

Posted in [???](#), [??](#), [????](#) | [No Comments](#) »

# IPCC AR6 “Summary” Report

?? ?? · Sunday, July 30th, 2023

2023 IPCC Summary Report

IPCC AR6 Summary Report

1.5°C GHG 7

2040

AR6 GHG

6 AR6-SPM Longer Report



NicoElNino/iStock

AR6?COP26????????????????????1.5????????????????IPCC????????????2014????5????  
?AR5????2021????????1.5??

????????????????????????????2????1.5????????????????????2????????????????????  
????????2????67????????????????????1.5????????????????????????????????5  
0????1.5????????????????????????

????????????????1.5?2????????????????????1.5????????????1.5????????????????  
??1.5????????????????????  
????????????2????1.5????????????????

????1.5??1.5????2????67????  
????????????????????????????????IPCC????????????????????????????????  
????????

??

????????????????2????2?1.5????????????AR 6-  
SPM????????GHG????????????????????

????1.5????????2019????????????500????CO<sub>2</sub>e????????2????????1150????  
????<sup>21</sup>?

????2020????????50????GHG????????1.5????????10????23????7????  
??

????????????????IPCC????????1.5????2????????????0.5????????  
????????650????????

??AR 6-  
SPM?TableSPM.1????2????????????????GHG????2050??2019??64????2030??  
21????????2070????????Table

SPM.1?1.5????????2030?43??2050?84????????<sup>22</sup>?

????????1.5????????1.5????????????50????1.5  
????????0.2?0.3????

??AR6????1.5????????1.7?1.8????????1.5????  
????500????500????1.5????1150????2????825????  
????825????????GHG????1.5????

AR6????????????????????1.5????????

????1.5????????????

????????

AR6-SPM?C.2.4

???



AR6-SPM?C.2.4  
2?  
3?

?????

2?1.5

1.5?AR6-SPM?P26



1.5  
24?

?????

1.5?IPCC?AR6  
1.5?2?1.5  
?

2030?21?GHG?AR6-SPM?C.2.4

1.5?30?43?50?84?AR6-SPM?C.2.5



imply?  
5?

1.5

AR6  
26?  
??

?? ? ? ? IPCC

AR6  
2?1.5

????????IPCC??

????????????????AR6??  
????????????????????????????????????



????????????????????????????????GHG????2019????2030????43????2050?84????????????????  
????????????????????1.5????????????????????????????????1.7?1.8????????????????????  
?????1.5????????????????????

?1.5??2????  
????????????????????1.5??

????1.5??  
????????????????5????????????1.5????????????????

?????IPCC

AR6??1.5????????????????  
??

?

?1?AR6-SPM?B5.2????????1.5??

????????GHG????CO2????????????1.5????2050?99????2030?48????????????30????50????????????

?3?AR6.SPM?C.2.4?“Even without accounting for all the benefits of avoiding potential damages the global economic and social benefit of limiting global warming to 2°C exceeds the cost of mitigation in most of the assessed literature” (medium confidence)

?4?AR6-SMP P26 ??50?“The evidence is too limited to make a similar robust conclusion for limiting warming to 1.5°C. Limiting global warming to 1.5°C instead of 2°C would increase the costs of mitigation, but also increase the benefits in terms of reduced impacts and related risks, and reduced adaptation needs.”

?5?AR6.SPM C.2.5: “Ambitious mitigation pathways imply large and sometimes disruptive changes in existing economic structures, with significant distributional consequences within and between countries.”

?6?AR6-SPM E.1.3: “Strengthened and coordinated near-term actions in cost-effective modelled global pathways that limit warming to 2°C (>67%) or lower, reduce the overall risks to the feasibility of the system transitions, compared to modelled pathways with relatively delayed or uncoordinated action.”

Posted in ???, ????? | No Comments »

????????????????????????????????????

?? ? · Saturday, July 29th, 2023



BrianAJackson/iStock

??  
??

**??**

??

????????TV??  
??  
??

??  
??

??  
??

??

??  
??

??  
??

??  
??

??



????????????????????????????

??  
??

??

??  
??

??  
??TV

??  
??

??  
??

????????????????????????2019??4????????????????????????  
????

??

????2019?7??  
??

??

??

???

1????????????????????????????

2????????????????????????????

??

1??  
??

2??  
????????????????????????????????

??  
??AI??  
?????????

??

Posted in ???, ????? | No Comments »

# ?????CO2????????????????????

?? ?? · Thursday, July 27th, 2023



JaCZhou/iStock

?????CO2????????????????????2023?7?4??Enrico  
 Mariutti??The Dirty Secret of the Solar Industry???

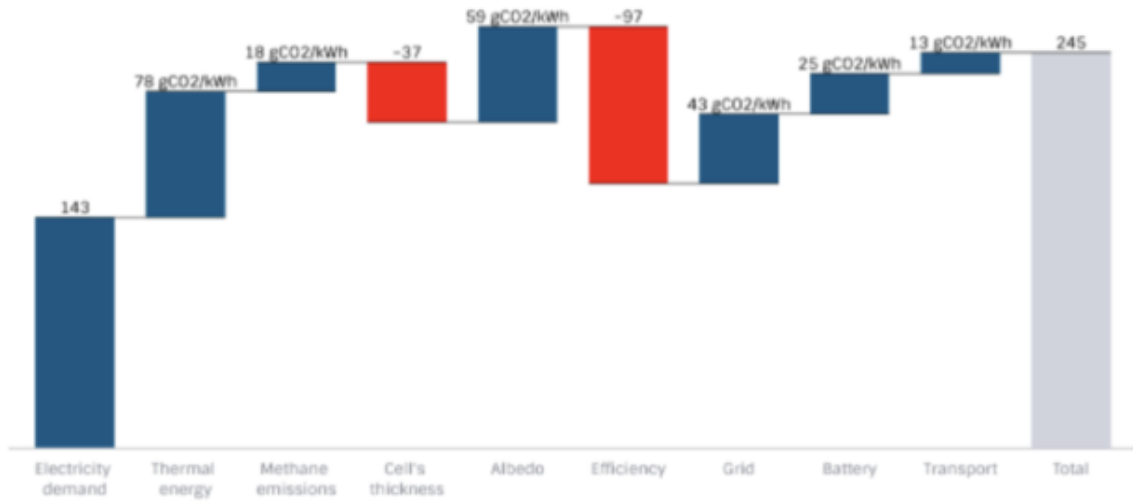
????????????????????CO2??CO2????????????????IEA?IPCC??????????????  
 ?????????????????????

????????????????????

- ???CO2???????????
- ???CO2???????????????????????????????????
- ???CO2??????????????
- ???CO2??????????????
- ???CO2???????????????????????????????????

??CO2????????????????kWh??245gCO2??????????????1?

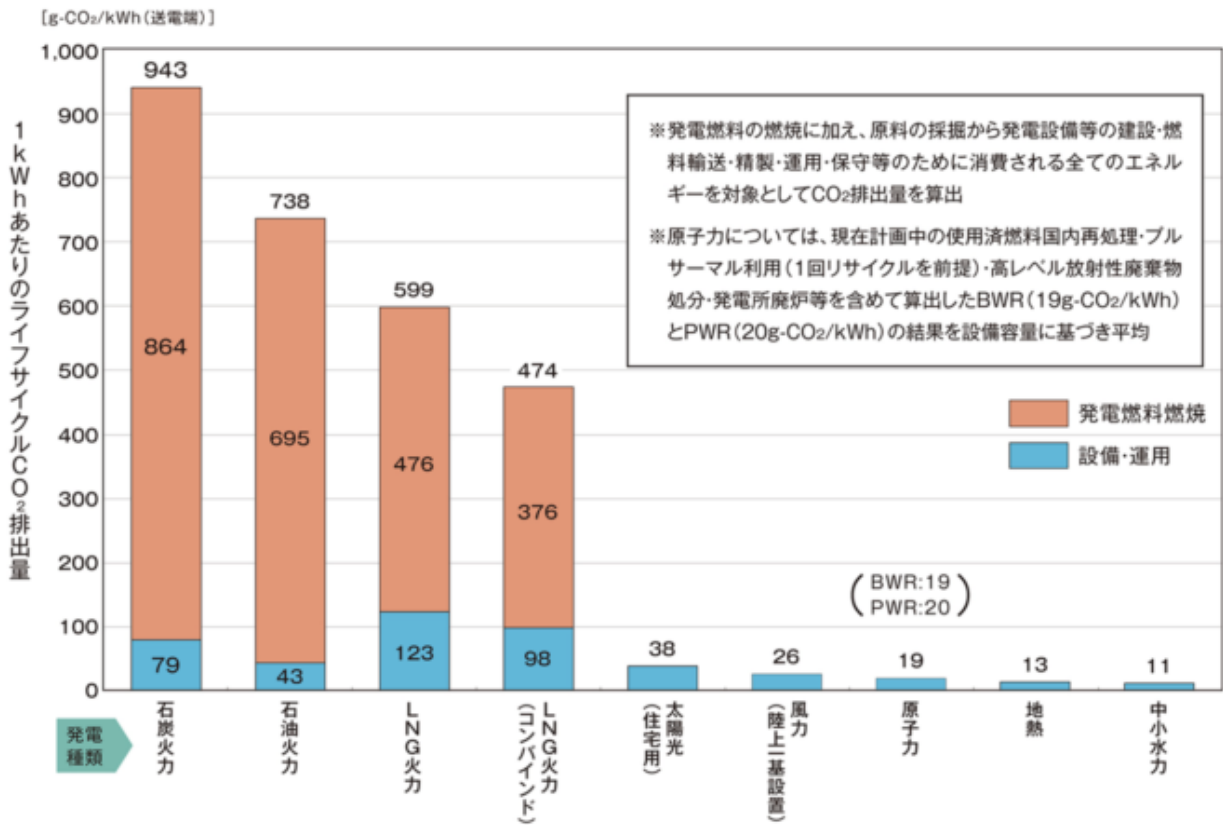
2022  
Carbon intensity, Worst Scenario



??????????

??CO2??CO2????????????  
245????????

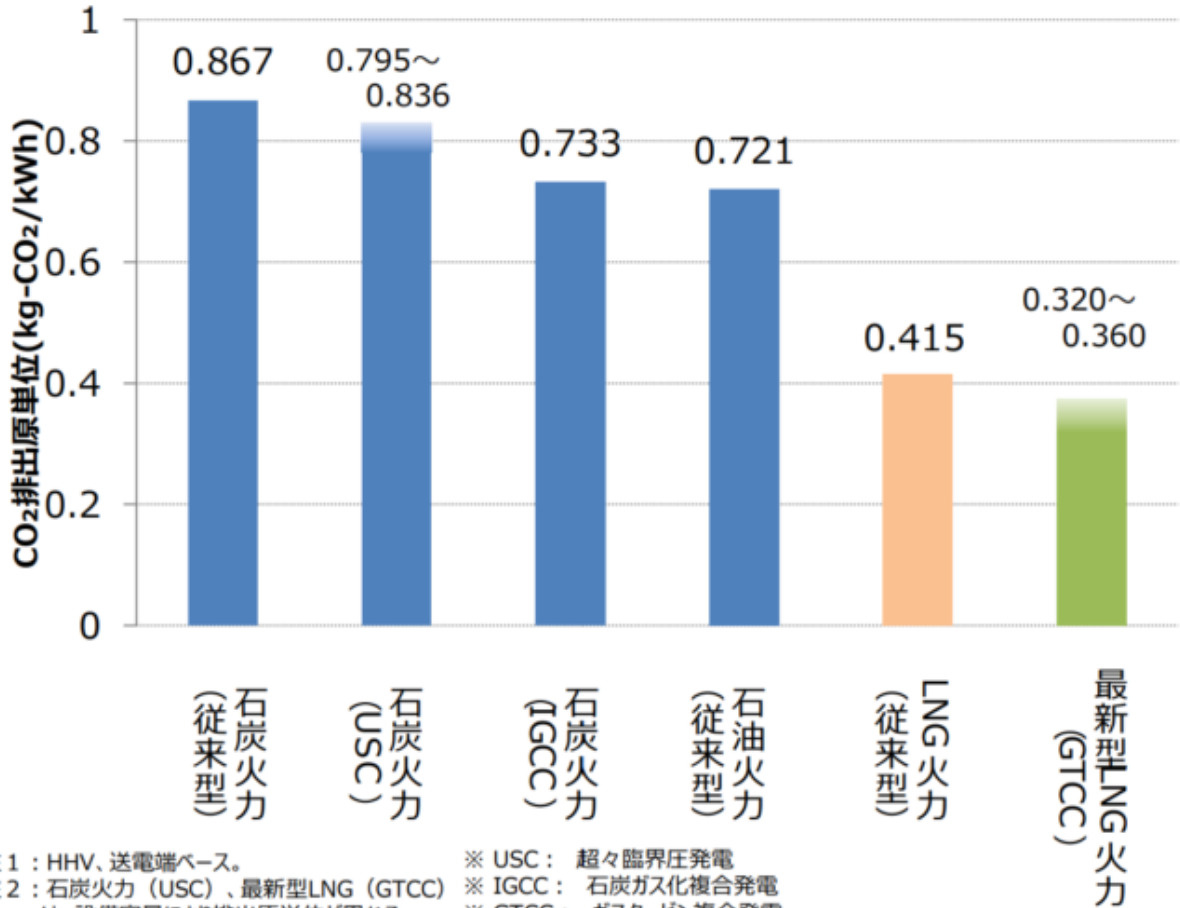
??1kWh??245??2016????????????????????????  
?????kWh??38????????????2??????????



??????????????

????????????CO2??9??  
??

1kWh??245??CO2??2022??  
??LNG????????CO2?????1kWh??320??360????????????????3??



3??????

??

????????????????CO2??  
??

??  
??

??

??CO2??  
????????????

??  
??

??

??  
“????????  
“????????20??

??

??CO2??  
??

?



Posted in ???, ????? | No Comments »

### ??????EV??????????????????

?? ?? · Friday, July 21st, 2023

????????????????EV??EPA?EV?  
??

EV??



jetcityimage/iStock

????????????????

??EV??  
??

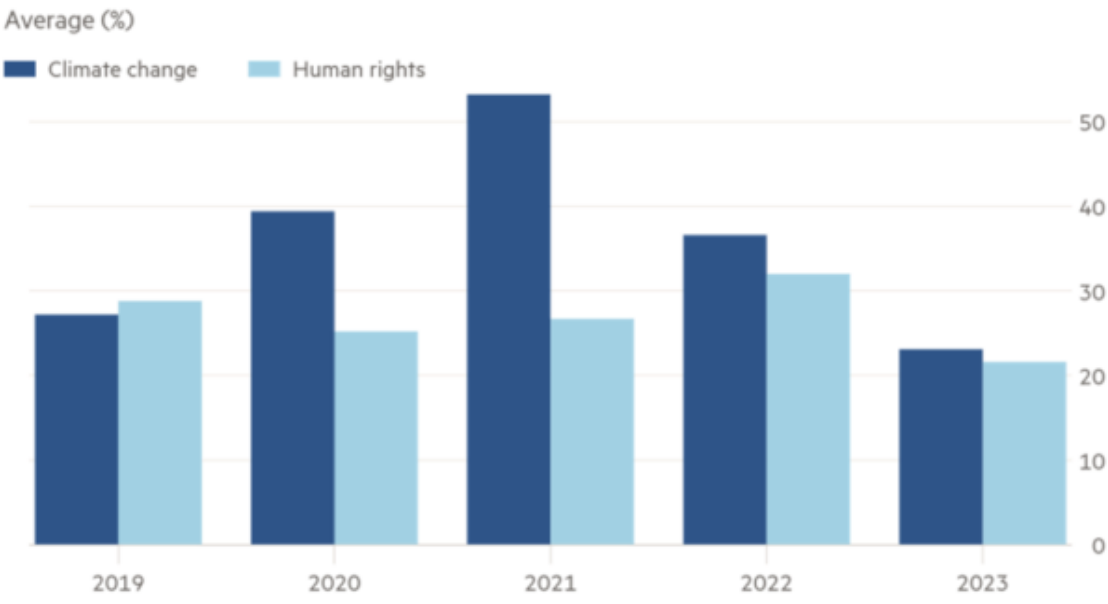
????????????????5??3?????????ESG????????????????????????????????????  
????????????????????????

????????????4,000????????????????????????????3??  
??

?????????EV?????

?????????????????????ESG????????????????????????????

### Investor support drops for environmental, social issues at US companies



Source: Sustainable Investments Institute © FT

### FINANCIAL TIMES??

??EPA??  
????????????????????????????????

4?12??EPA??2032????????????????????  
????67??EV????????????????????????50????????????????????35????????????????????25??EV??????????

????EPA???67????????????EV??  
????

??EV??  
????????????????????????????

????EPA????????????????????????????????????EPA????????????????????????

??

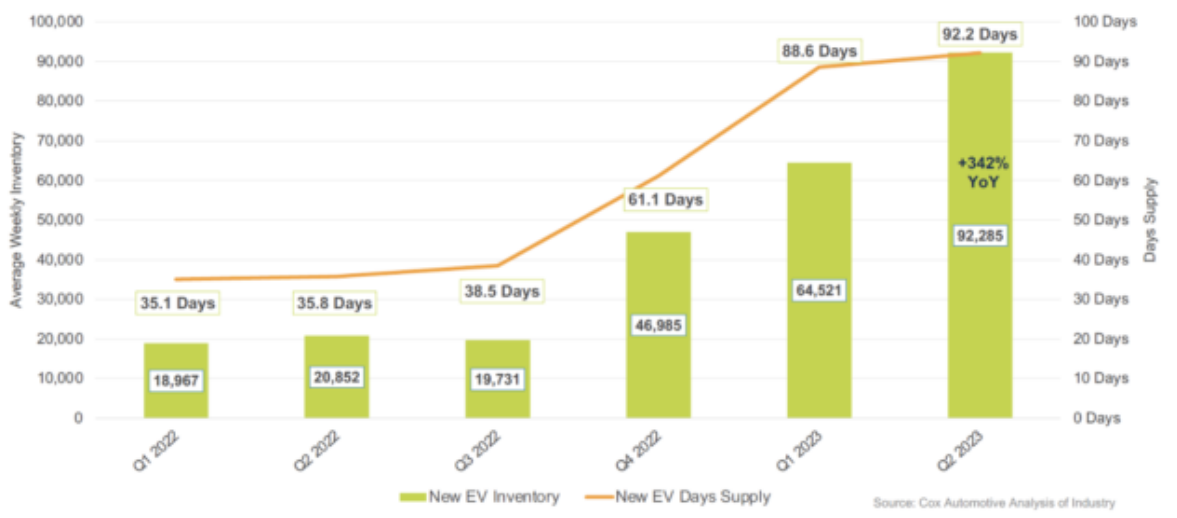
????????????????????EV????????????????????????????????JD????????????????EV????????????????????????  
????3????????????????21??EV????????????????????????????????1??17.8??????????

???10????EV??  
????????????????????EV??????????????????

2023 Cox Automotive Mid-year Review????????2023??2????????????????????????????????????  
92,000????????????2022??2????????????342% ????????

### NEW EV INVENTORY & DAYS' SUPPLY ESTIMATES

EV inventory is having a "Field of Dreams" moment – and days' supply follows



COX AUTOMOTIVE

### EV????????????????

????????2050????????????????????????????????EV????????????????????????????????  
????????????????????????????????

??12????????????????????????????????EV????????????????????????????????

????????????????????????EV????????????????????????EV????????????????????????  
????????????????????????1????????????????

????????CEO????????EV??

??EV??  
??

????????????????EV??  
?????EPA????????????????????????

Posted in ???, ?????, ?? | No Comments »

### ????????????????????????????????

?? ? · Thursday, July 20th, 2023

??  
????????????G7????????????????????????COP????????????????????????????  
????????????????????????????????????



??  
??



NickS/iStock

??21?5????50??  
???????

??

### **Nobel Physics Laureate 2022 Slams ‘Climate Emergency’ Narrative as ‘Dangerous Corruption of Science’**

??????narrative??

??300??  
????????????????????????

??300????????????????????????????????

??  
????????????????????????????????21?5????????????????????????

????????????

????????????????????????

????????????????????

????????????????  
????CO2????????????????CO2???

????????????????

1??100????0.72??1979????????????????1.4  
????IPCC????????????3?5????????????????????????????

2????CO2?????????2ppm?????????4????40????????????????CO2????????IPCC????????  
????????CO2????????????CO2????????????????????????????

????????????????????CO2????200????????????IPCC????????????????????????200  
????????CO2?????????5????????????CO2?5?????????2ppm?????5????0.1ppm????????????  
??2ppm????????????

????????????????CO2????????????????????????2009????????????2021????????????????  
????2022????????????????????????CO2????????????????????????????

????????????0.1ppm????????????20????????????0.02ppm????????????????  
????????????????????????????

3????????CO2??CO2????????  
??

??CO2????????????????????????  
????????

??  
????????????????????????????IPCC????????????????????????????

??  
????CO2??

1?????CO2?????CO2?????2????CO2????????????3????????????

3????1????????????????CO2????????????

????????????1?2????????3????????????????????????

???CO2????????????CO2????????????????????????????  
????????????????????CO2????????????????

??1000????????1000????  
??

??TV????????????  
????????????? 10????????????

????????????????GX??  
??  
??

Posted in ???, ????? | No Comments »

????????????????????????????????  
?? ?? · Wednesday, July 19th, 2023



Max Lirnyk/iStock

??  
??  
**Electric Vehicles for Everyone? The Impossible Dream**??

????????????????????BEV??ICE??BEV????????  
????????????ICE????????????HEV??

EV??I  
CE????EV????????????????????????????????

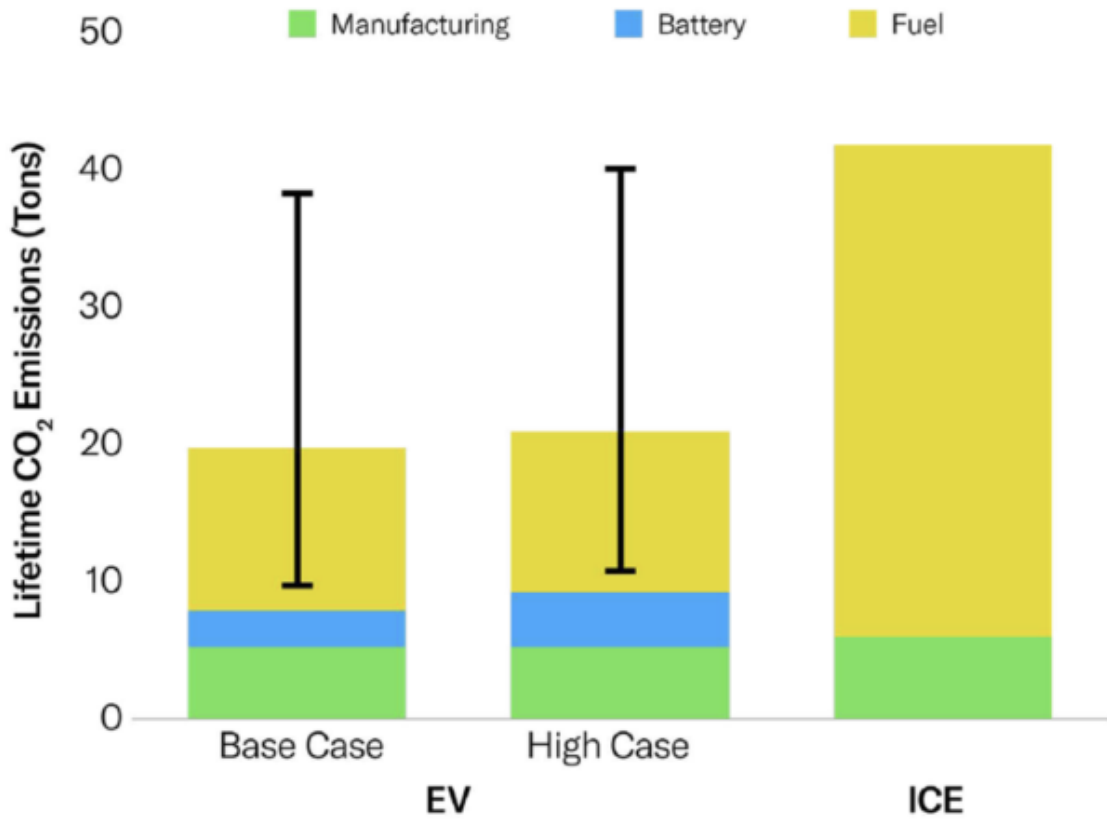
?????2??????CO2????????EV????CO2????????????????????

??1?CO2

??BEV????ICE????????????CO2????????????????

Figure 3

Estimated Life-Cycle Emissions for EVs vs. ICE Cars, per IEA



Source: IEA, "The Role of Critical Minerals in Clean Energy Transitions"

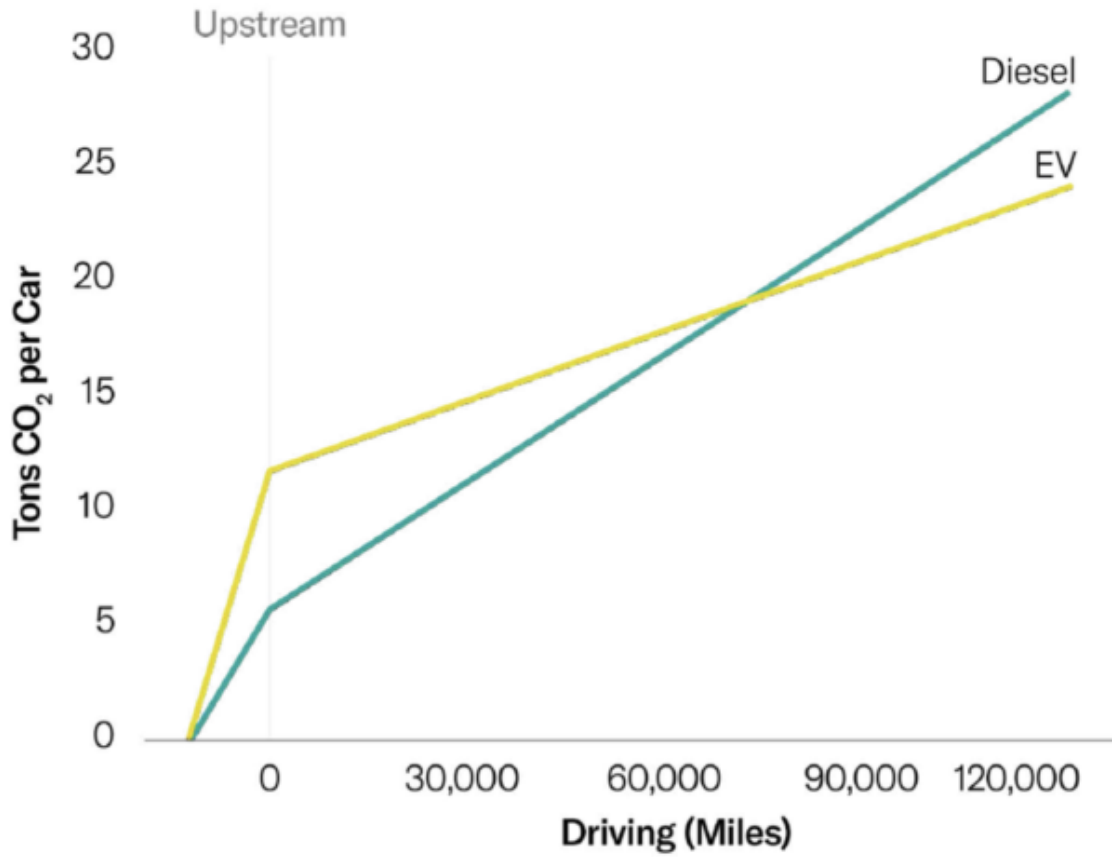
??

????IEA??  
??

????????ICE?EV????????CO2????????????6????????????????????????EV????CO2????????????????  
??EV????????????

Figure 4

Life-Cycle Emissions: Volkswagen EV vs. Diesel



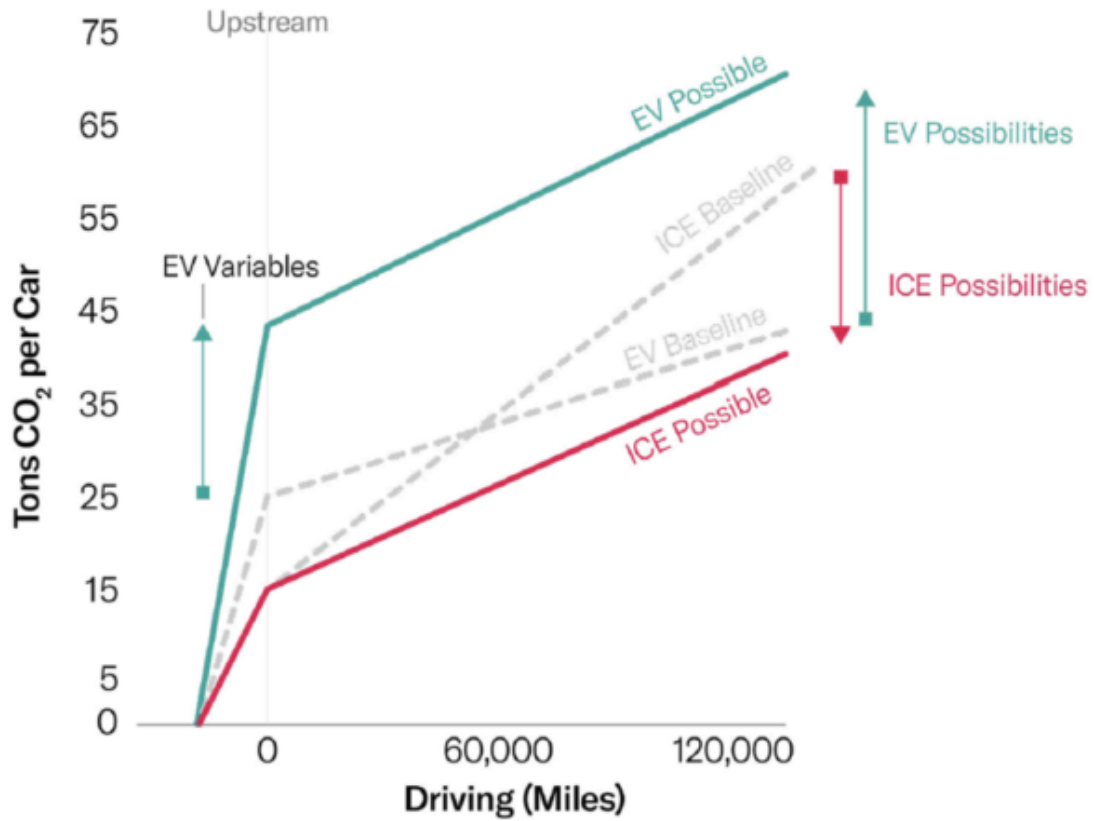
Source: Maciej Neugebauer, Adam Żebrowski, and Ogulcan Esmer, "Cumulative Emissions of CO<sub>2</sub> for Electric and Combustion Cars: A Case Study on Specific Models," *Energies*, Apr. 6, 2022

????????????????EV????????????????EV????CO2????????????????????????????????ICE????????????  
???????????????

????????????????EV????????CO2????????????ICE????????????????????????????????????12????????  
?EV???ICE???CO2?????????????????????????????????

Figure 6

EV vs. ICE CO<sub>2</sub> Emissions: Scenarios with Known Unknowns



Source: Author's calculations from multiple data sources in this report; see Appendix

??????

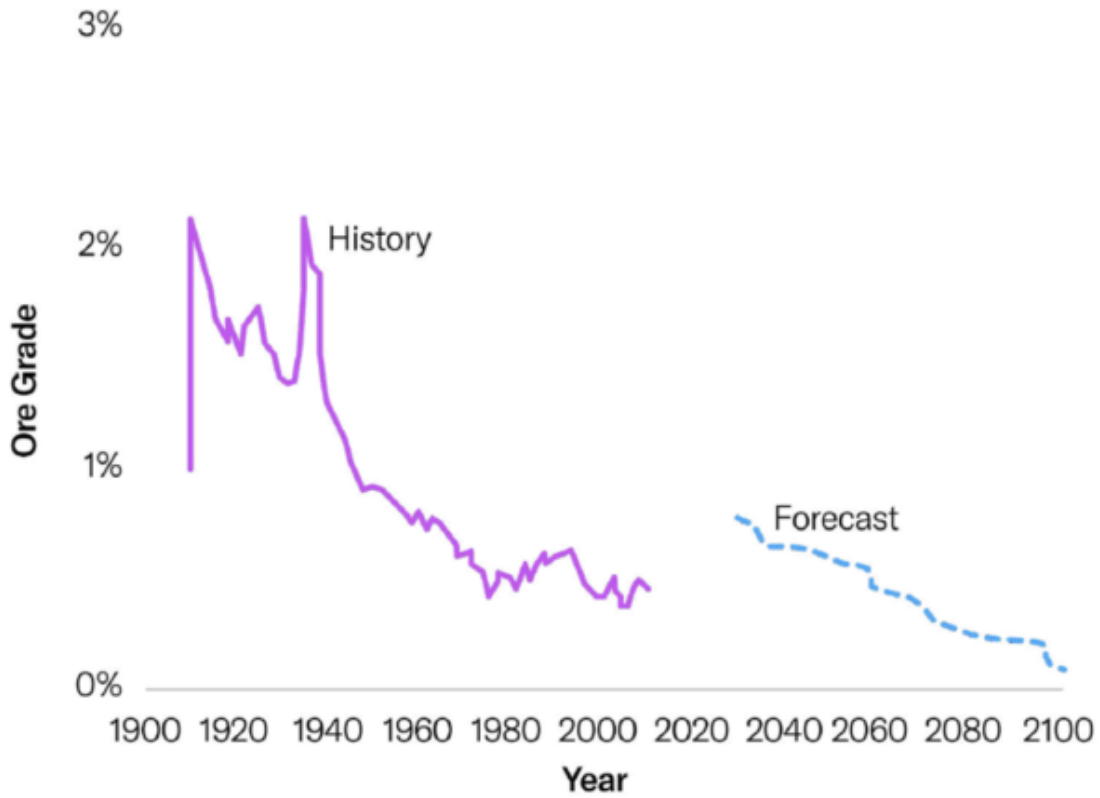
CO<sub>2</sub>?????????1????????????????? EV??ICE????????????????????????????????????

??1?????????????????????EV??

?????????????????????????1??2?????????????????0.5??  
 ??????????????????????

**Figure 8**

**Two Centuries of Global Copper Ore Grades**



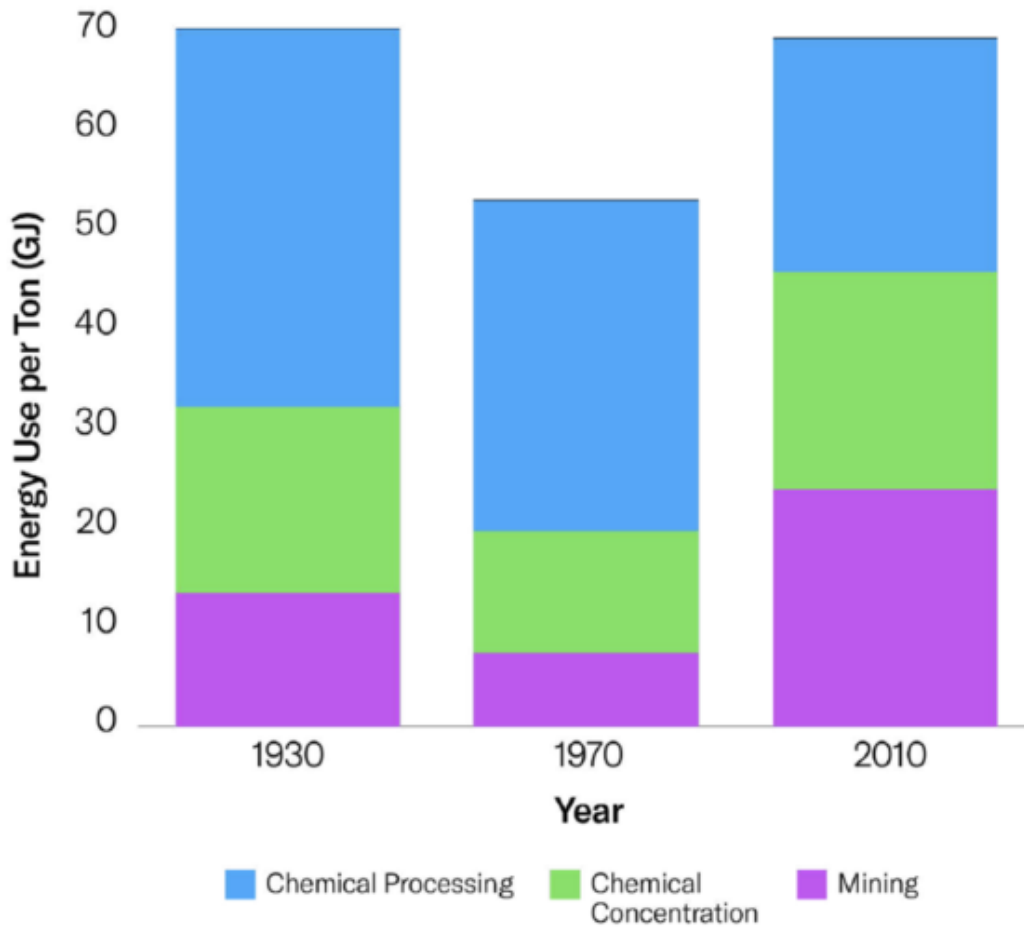
Source: S. Northey et al., “Modelling Future Copper Ore Grade Decline Based on a Detailed Assessment of Copper Resources and Mining,” *Resources, Conservation and Recycling* 83 (February 2014): 190–201

??  
 ???

???????????????? mining ?????????? chemical  
 concentration ??? BEV ???  
 ?????????????????

Figure 10

### Copper Production: Technology Trends in Energy Use per Ton



Source: Nadine Rötzer and Mario Schmidt, "Historical, Current, and Future Energy Demand from Global Copper Production and Its Impact on Climate Change," *Resources* 9, no. 4 (April 2020)

????????????????

????????????????



??ICE?HEV????????????????????  
??

?????EV???EV????????????????????ICE??EV??  
????????????????????????CO2?????2??

ICE??  
????????????CO2????????????????????????????????EV????????????????????

?





????????????????10????????1????????????????????????????

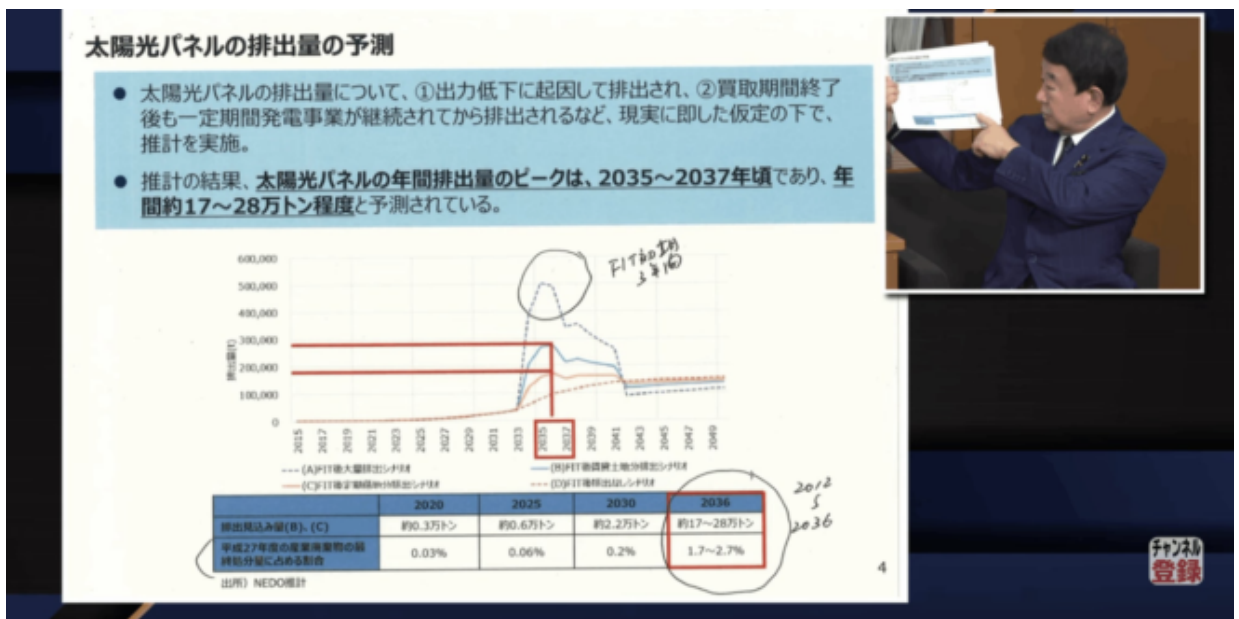
????????????????????????????????1????????????????????3????5????????????

????????????????????????????1????3????????????????????????????12????25??  
????????????????????????????1????????????

??  
????????????????????

????????????????????????????2030????????????????????????????????  
??

????????????????????????????????2035????????????????2015????????????3%????  
????????????1??

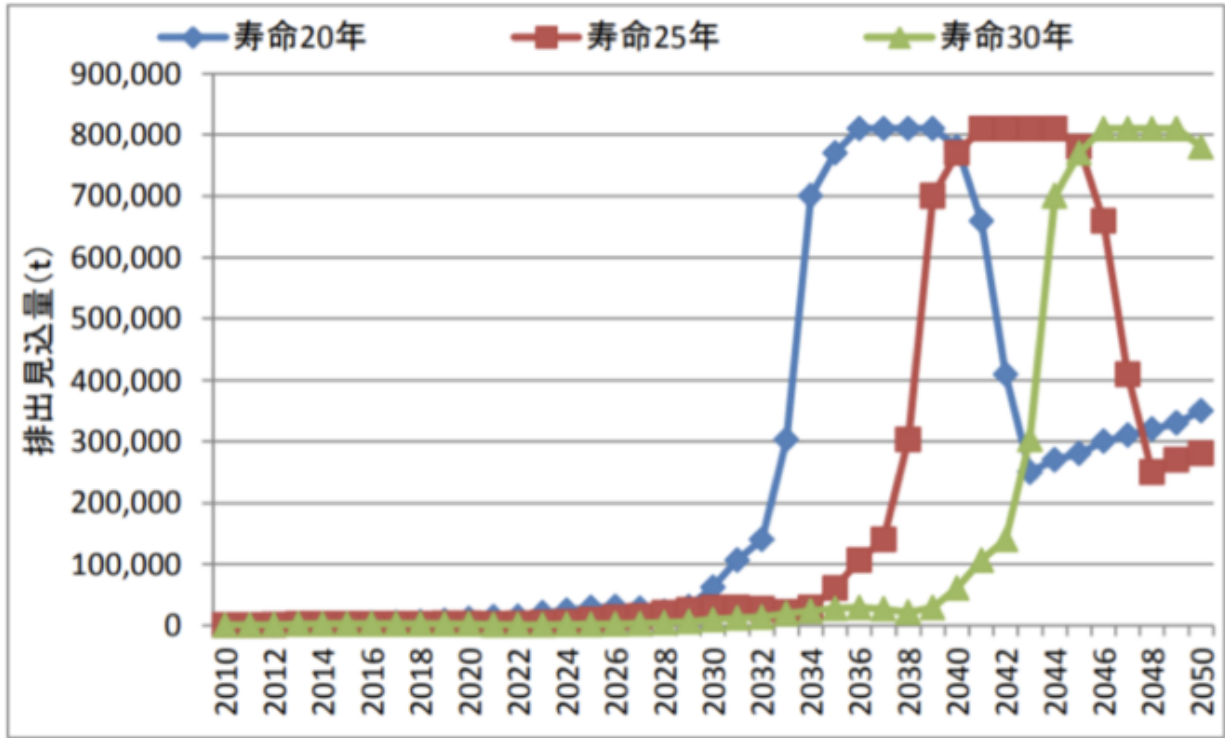


?1????????????

????????????????446????????????????

????????????????9????????1????????????????????????????10%??  
????????????????????????????

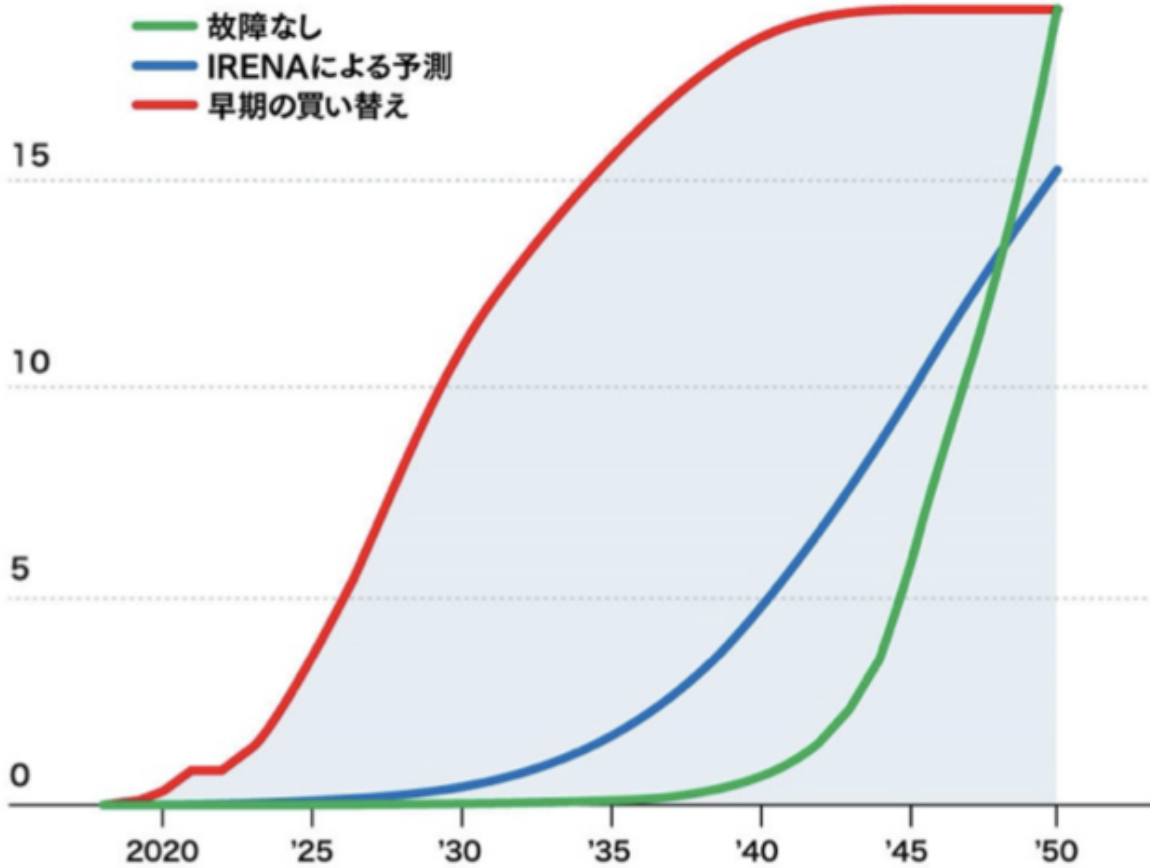
????????????????2035????????????2????????????????3??



????????????????????20?25?30??  
 ??????

**廃棄物の累計**  
 (発電容量ベース)

20ギガワット



3?????  
??DIAMOND ?????

?????2035?????

?????PCB?????PCB?????  
?????PCB?????

**?PCB???**

PCB??Poly Chlorinated Biphenyl?????  
?????PCB?????  
?????

**?PCB???**

?????PCB?????  
?????1968??43?????PCB?????  
?????43?10?????  
?????

**?PCB???????**

PCB?????1972??47?????30?????  
?????  
?????13?6?22?????  
?????PCB ????15?????

1972??PCB?????PCB?????2001??PCB?????  
2004?????JESCO?????30?????  
????PCB?????

PCB?????2016?????JESCO?????PCB?????  
?????PCB?????  
?????

?????

?????PCB?????  
?????PCB?????

?????PCB?????  
?????

PCB????50??  
??

??2  
035??  
???

??

??????20????????????????????????????????

?

????????????????

????????????????

?SDGs????????

Posted in ??????????, ?? | [No Comments](#) »

??  
?? ?? ?· Sunday, July 9th, 2023



??

??21??  
??24????  
????

??“????”  
??

????22?2??  
????????????????23????

??  
??????

??  
????????????200????

??  
??

????????????????????22?6??  
??48????  
????????????????4??

????????????????????????????????????

????????????????6????????????????????2????????????????????????????????????  
??

??  
????????????????????

????????????????????GPS??  
????????????

??  
????????????????????1????????????????????????????????

??  
??  
????????????????????

??

????????????2??7?3??  
??

????2??  
??

??

Posted in ???, ?? | No Comments »

????????????????

?? ?? · Thursday, July 6th, 2023



Pixelci/iStock

??

??

[??](#)  
[“????????????”?????](#)

??

????????????????????????????????????LCA<sup>21)</sup>????CFP<sup>22)</sup>??

????????????????????????????????????“?????”?????????????

?????????????????

????????????????????? ?????????????

?????????????????????

???????

?????????????????????

????????????????? ??????????????????????????

????????????????????????????????????

??



1?LCA?????????2?CFP?????????

????????????????????3??  
????????????????????????

??  
??  
?

??

??  
??  
?????SDGs?SBT????????????????????  
?????

????????ESG????????ESG????????E????S????G????????ESG????????  
????????????????ESG??

??  
??  
??

??

??CFP??  
??  
??

??  
??

???????

??  
??

??  
??

??CFP????????????

??  
??

??  
??10????15??

????????????????????????????????CO2????×?????????÷????????????????????????????????  
??

??1????????????

??CO2????×?????????????÷????????????  
??

4/24??

??  
????????????????????

?

????????????????

????????????????

?SDGs????????

Posted in ??????????, ??? | [No Comments »](#)

????????????????????????????????

?? ?? · Tuesday, July 4th, 2023



xijian/iStock

??IEA????????????Net Zero Scenario, NZE????????????

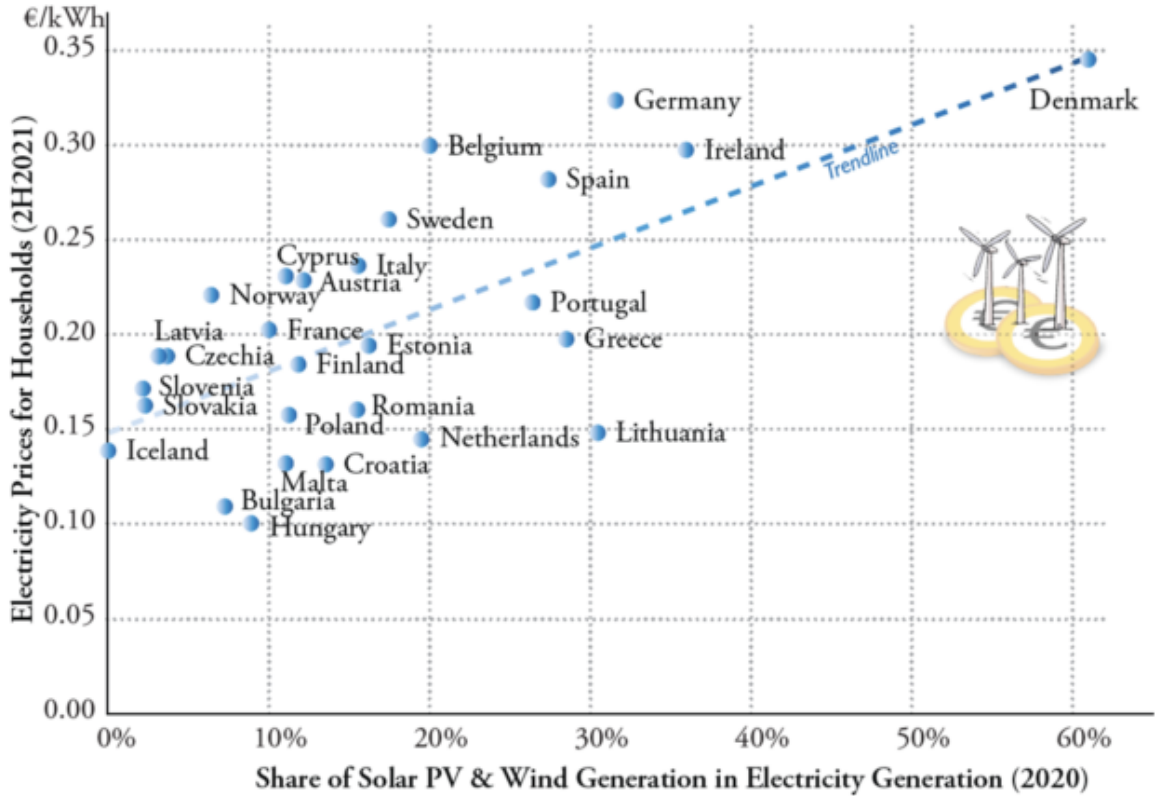
**A Critical Assessment of the IEA’s Net Zero Scenario, ESG, and the Cessation of Investment in New Oil and Gas Fields.**

??PV??  
????????????

??PV??PV????????????????????????????????  
????????????

????????????????PV??PV????????????????????  
????????????

Figure 46: Solar and Wind Penetration and Electricity Prices in Europe

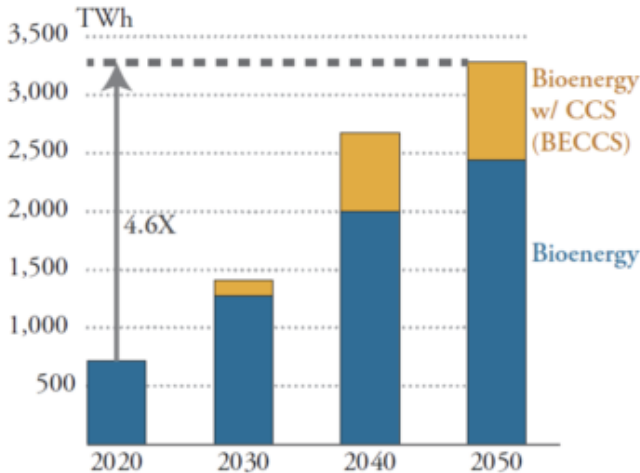


Source: Energy Policy Research, Eurostat, IEA

??

IEA?NZE??2050??

Figure 23. Bioenergy for Electricity Generation in NZE



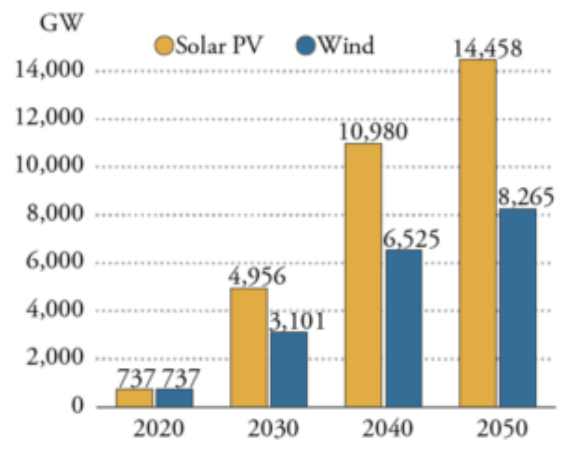
Source: IEA, Net Zero by 2050 (2021)

Figure 24. Global Land Requirements for Bioenergy for Electricity Generation in NZE



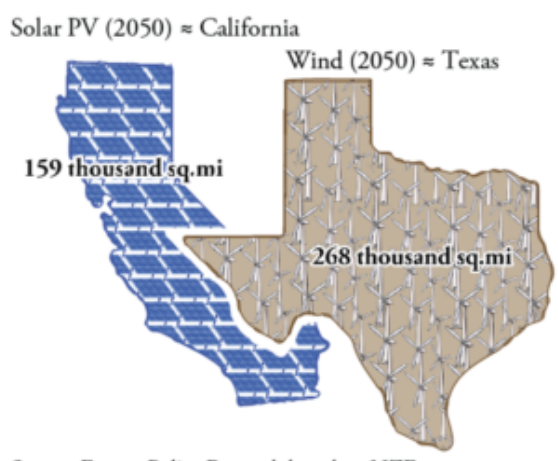
Source: Energy Policy Research. Land requirement calculations made using FreeingEnergy.

Figure 25. Global Solar and Wind Capacity in NZE



Source: IEA, Net Zero by 2050 (2021)

Figure 26. Global Land Requirements for Solar/ Wind Farms in NZE



Source: Energy Policy Research based on NZE  
Assumes sufficient/optimal grid infrastructure (transmission, storage) and current rate of efficiency

	万 km2	日本=1
メキシコ	197	5.2
フランス	55	1.5
カリフォルニア	42	1.1
テキサス	70	1.8
日本	38	1.0

????????????????????????????????

PV???1??  
?????2??  
??????5??

????

????????????????????????????????1244?km2??????6??1??  
??

??

?



Posted in ??????????, ???, ????? | No Comments »

# ????????COP28????????????????????

?? ? · Monday, July 3rd, 2023



CHUYN/iStock

????????G7????????????????????

????????

- 2025?????GHG?????2050?????10?????  
?????IPCC?????2030?43%?2035?60%?????
- 2030?NDC?????GHG?????LTS?1.5?????2050?????  
?????COP28?????2030?NDC?????2050?????

????????

?????G20?????1?30?12?12?COP28?????G7?????  
?????6?5?15?????

?????EU?????LMDC?????

?????LMDC?????

2030?45?????10?????  
COP27?????LMDC?????

COP28?????GST?????GST?????  
2023?7?5?????COP28?GST?????

GST?????3?????

2021?11?????IPCC?6?????  
?????3?????

GST?????  
???

GST?????IPCC?6?????  
?????1.5?????GST?2025?????

?????2024?????  
2020?????1000?????2030?????6?????  
?????GST?????2024?????

?????IPCC?6?????IPCC?????2025?????2030?43?2035?6  
0?????2019?????GST?????

?????TWN?Third World Network?IPCC?????

- IPCC?6?????3?????2,425?????1,202?????  
?????
- ??????UNFCCC?????  
?????...?????  
?????

• 10 ??????????????????  
WGIII??  
??

????????IPCC????????????????????????????COP28????????????????????????????GST????????  
????????????????????

Posted in ???, ????? | No Comments »

**EV?????????????????**

?? ?? · Monday, July 3rd, 2023



PhonlamaiPhoto/iStock

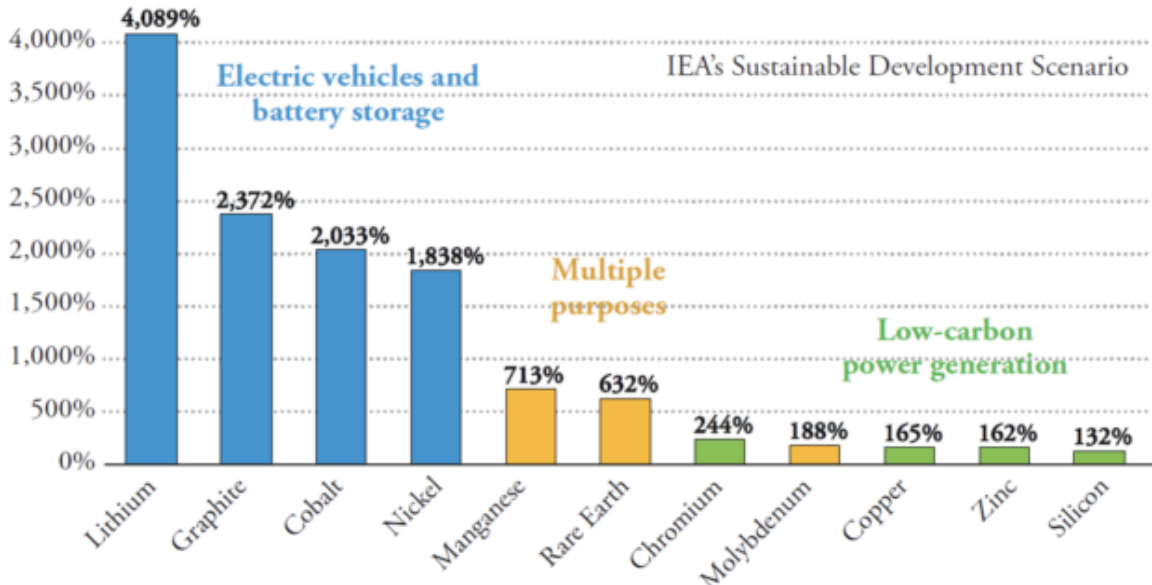
????????????????????????????????(IEA)????????Net Zero Scenario, NZE??????????????

**A Critical Assessment of the IEA’s Net Zero Scenario, ESG, and the Cessation of Investment in New Oil and Gas Fields.**

????????EV????????????????????????????????2020????2040????20????????????????  
????????????????4089????????40????????????????????????????20??????????????



Figure 33. Required Growth of Critical Mineral Supply (IEA's SDS scenario, 2020–40)



Source: Energy Policy Research, IEA, *The Role of Critical Minerals in Clean Energy Transitions* (2021)

EV??60kWh????????????????????????????????  
 150??200????????????????????????

Table 13. Battery Chemistry by Content, Kg (60 kWh Lithium-Ion)

Mineral/Metal	NMC811	NMC523	NMC622	NCA+	LFP
Lithium	5	7	6	6	6
Cobalt	5	11	11	2	0
Nickel	39	28	32	43	0
Manganese	5	16	10	0	0
Graphite	45	53	50	44	66
Aluminum	30	35	33	30	44
Copper	20	20	19	17	26
Steel	20	20	19	17	26
Iron	0	0	0	0	41

**NMC811** Nickel (80%) Manganese (10%) Cobalt (10%) **NCA+** Nickel Cobalt Aluminum Oxide  
**NMC523** Nickel (50%) Manganese (20%) Cobalt (30%)  
**NMC622** Nickel (60%) Manganese (20%) Cobalt (20%) **LFP** Lithium iron phosphate

Source: Bhutada, G. VC Elements

EV??7000????????????????  
 100????????????????????EV??



?



Posted in ??????????, ???, ????? | No Comments »

????????????????????????????????

?? ?? · Sunday, July 2nd, 2023



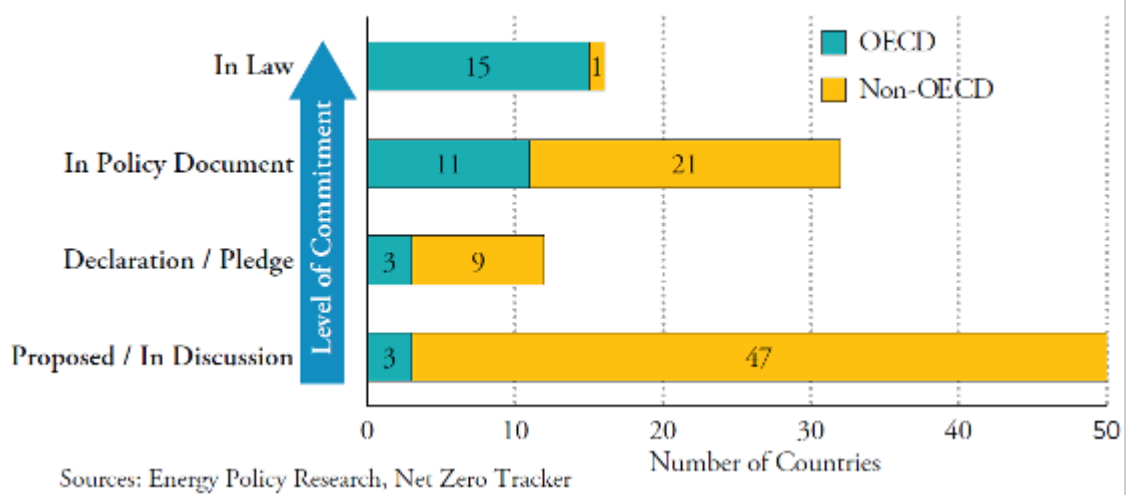
A Mokhtari/iStock

IAE Net Zero Scenario, NZE

### A Critical Assessment of the IEA’s Net Zero Scenario, ESG, and the Cessation of Investment in New Oil and Gas Fields.

OECD 2050

Figure 49. Two-Speed Transition: Net Zero by 2050 Level of Commitment

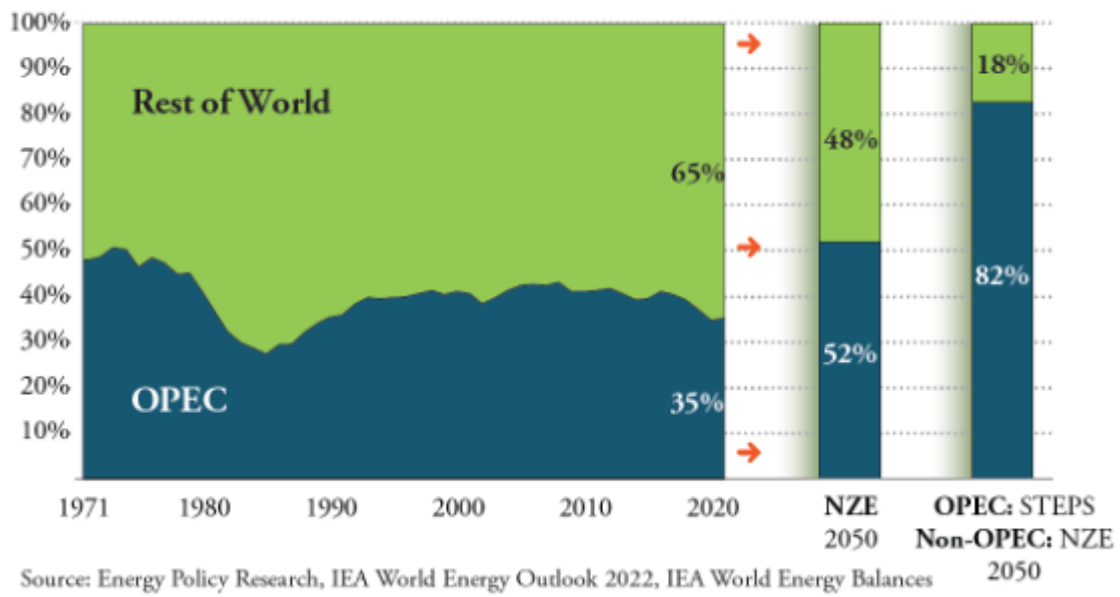


IEA NZE OPEC 35% 52% 1973

NZE OPE

OPEC NZE STEPS OPEC 82%

Figure 17. OPEC Share of Global Oil Production

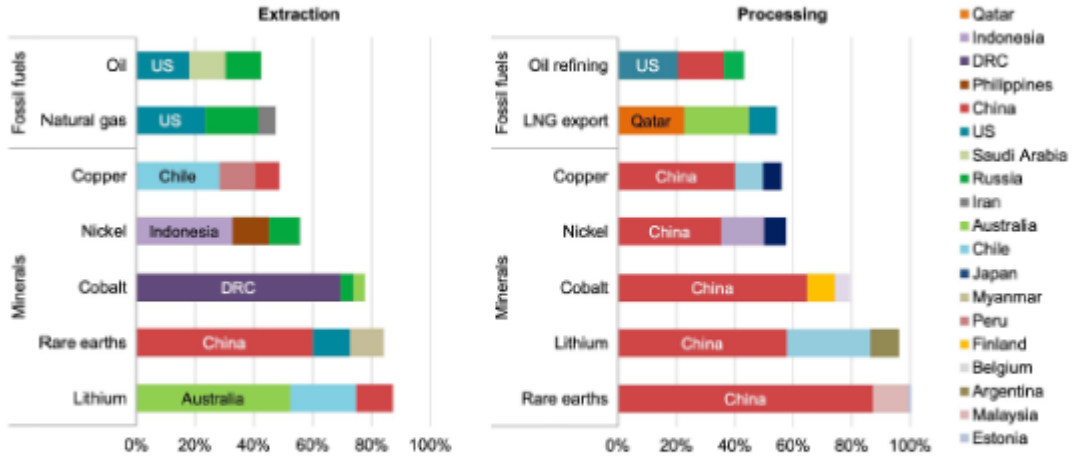


??OPEC??

NZE????????????PV????EV??  
??

????????????OPEC????PV????EV??

Figure 18. Share of Top Three Producing Countries in Production of Selected Minerals and Fossil Fuels, 2019



Source: IEA, The Role of Critical Minerals in Clean Energy Transitions (2021)

OPEC??NZE??  
??? NZE??

?



12????????????34????????????????????????????????????

????????????3????????????????7????????????12????????????4????????????

??



????????3?????4??

???????

?????????

????34??????2012??2???

???????????????

??10??????

2022??????????????????

10??

??

??

??????SRZ-1200

??GX????????????????????



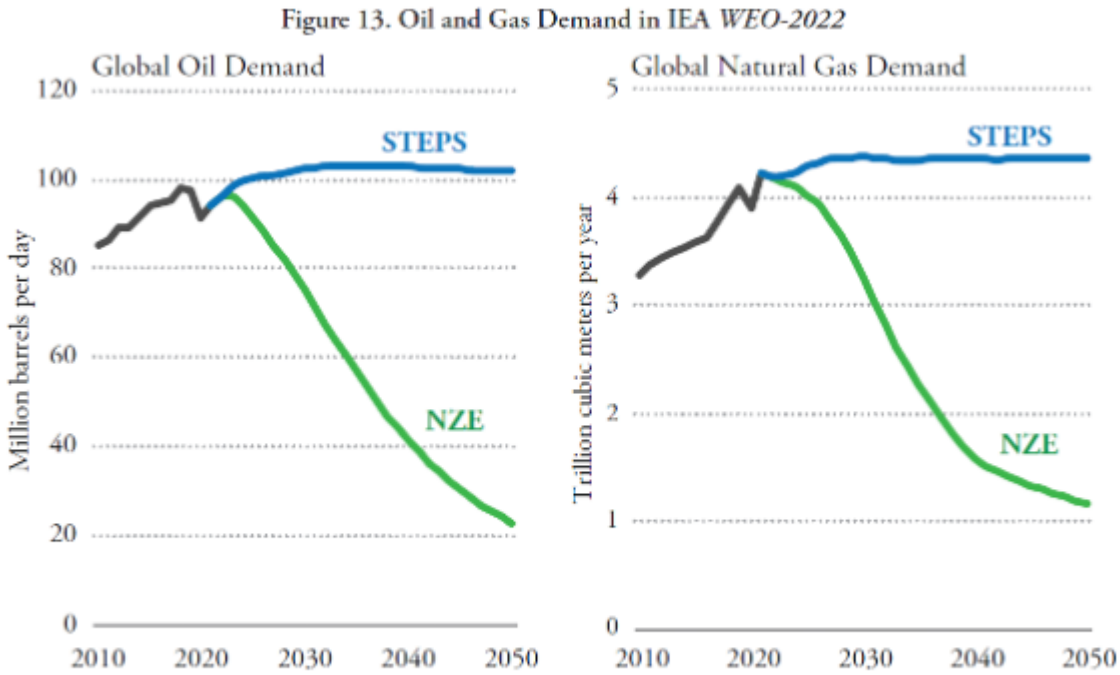


IAA Net Zero Scenario, NZE

IAA ESG STEPS NZE

**A Critical Assessment of the IEA’s Net Zero Scenario, ESG, and the Cessation of Investment in New Oil and Gas Fields.**

NZE 2050 CO2 STEPS NZE

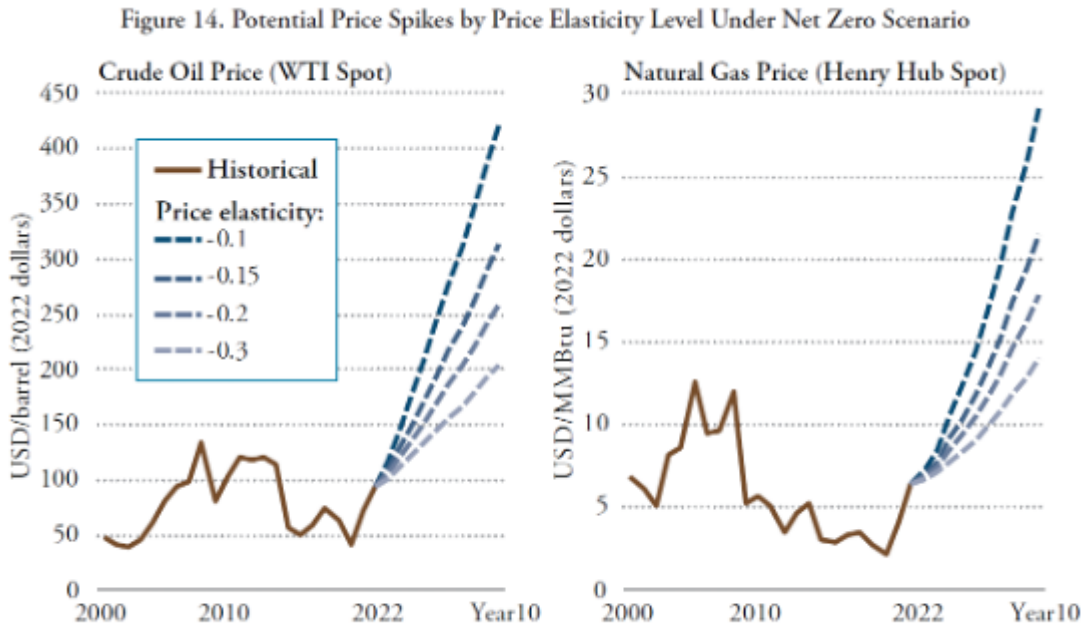


Source: Data from IEA, World Energy Outlook (2022) & Outlook for gas markets and investment (2023). The data derived and estimated from graphs in the WEO-2022 and the IEA’s gas report for the G7, as the IEA’s data tables only show scenario data for 2030 and 2050.

NZE

IAA NZE STEPS NZE

WTI 200 400 MMBtu 15 30



Source: Energy Policy Research based on IEA NZE

IEA NZE  
 NZE

IEA OPEC  
 IEA

?



Posted in , , | No Comments »

??????

?? ?? · Monday, June 26th, 2023



Rawf8/iStock

??6????????????????????ZDF????????????????  
????????????????????NATO????????????????

????????????3??  
????????????????????



????????????????EF-2000  
Wikipedia??

????????NATO??10????????????????????



????????10??MAD????????????????  
??????

????MAD????????????????????NATO??  
????????????????????????????

????????????2014??  
??

??????1????H?2013??  
?H????????????????ZDF????????????

????????????S????????H????????????????????????13????????????????????????????????????  
??  
??

J??13????  
????????????????????????????

??  
??

?10??  
??

??  
??  
??

??  
?10??1????  
????????????????????

????????????????23????????????????2??  
??

??  
????????????????????????????

Posted in ???, ?? | [No Comments »](#)

????????????????????????????????

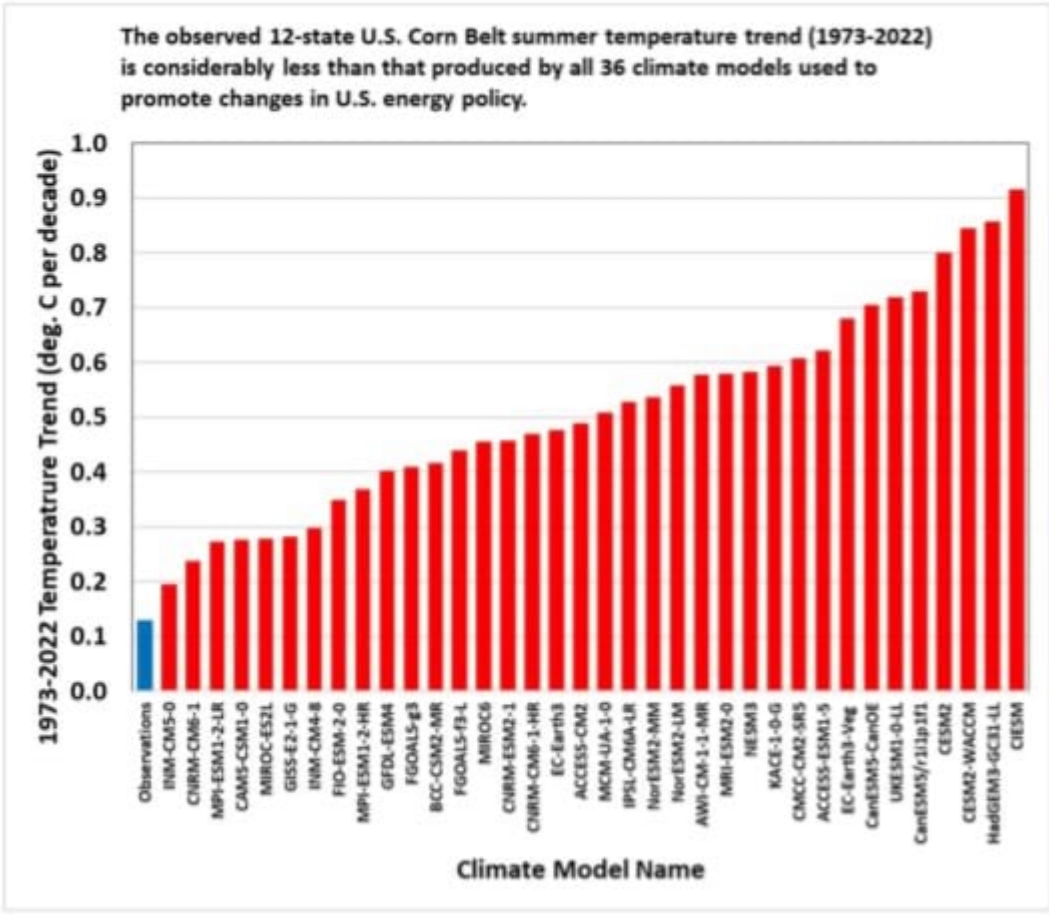
?? ?? · Friday, June 23rd, 2023



feellife/iStock

IPCC??  
???NOAA????????????????????????????

????????NOAA????????????????????IPCC????????36?CMIP6????????????SSP245????????  
??



????????????????????????????????12????????????????????6??7??8????????1973????2022????50??????????  
 ??????????

????????????10????0.1??  
 ?????????????????????????????

??

??

???NOAA??

?



Posted in ???, ????? | No Comments »