

2050 COP28 2030 NDC LTS
2050

G20 100 G20
NDC 2023 2030

1.5 2 1.5



G20 IPCC G20
2025 2019 2035 60%
2030 CO2

G20
2040

G20 G7

G7 IPCC 6 2025 2035 60 12 COP28
G20 IPCC

Third World Network
IPCC

IPCC

2040 COP27 LMDC 2050
2030

64?

G7 1.5 2050
G7

G20
3
2

EU????????????65?

??CBAM??
????????????????????

EU?CBAM??6??
??G20????????????????????????????????
CBAM??

????G7?G20??G7????G20????????????????
????????1.5????????????????????

??6?IPCC????????????????????1.5????????????????
1.5??

????1.5??

Posted in ??????????, ??, ???? | [No Comments »](#)

??

?? ? · Monday, August 28th, 2023



dima_zel/iStock

??GCR????????????????????[PDF](#)????12?????
??16????????????????????????????5????????????????????

??50??
??

??

????????1997????????????????GCR??GCR????????????????
??

????????CO2????????????????IPCC??

????????????????????????????????C¹⁴?GCR??GC
R?????C¹⁴????????????????????????????????????

??

????????????????2019????????????????GCR?????78??
????????????GCR??2km????????????????
?????????????7?12km????????????

????????????high-altitude
clouds????????????????????????????2?7km????????????????????????????????

??GCR????????????????????????????
?????????????????????7?12km??

??
?????????????????????deep convective
activities??

??
??GCR????????????????????????????????????
????????????????????????????????????

????????decadal?10????????????????????????????11????????????????????????????
GCR?????????????????1.4????????

??
????????????????????????????????

????????????NOAA????????????????1979????????????????????????????????1979
????43????????????????????

????????????GCR?????GCR
cycles????????????GCR????????????GCR????????????????????????????
????????11????????????

????????Fig.
1?GCR????????????0?3????????????8????????????1????????????Fig.
2????????????GCR????????????5?6?7?8????????

????????????

?????????GCR cycles?????????Fig. 3?????????Fig. S5?????????GCR?????????GCR?????????GCR?????????

??

Fig. 4?????????GCR?????????3?????????GCR?????????GCR?????????

?????????GCR cycles?????????Fig. 5?????????GCR?????????

?????????10?????GCR?????????8?????GCR?????????GCR cycles?????????

?????????2?????3?????GCR?????????

?????????GCR?????????

?

?????????GCR?????????

?????????

?????????IPCC?????????

?????????

?????????

Posted in ???, ????, ??? | No Comments »

????????????”???? “????????????

?? ?? · Sunday, August 27th, 2023

??

????????????????????IPCC????????????????????????????????1.5????????????????????1.5????????????????????
??

Don't overstate 1.5 degrees C threat, new IPCC head says

??Woke,
Inc.: Inside Corporate America's Social Justice
Scam??

Vivek Ramaswamy says the 'climate change agenda' is a hoax

??Climate Change isn't
Everything??

??

??
??1????????????????

??

???2022????????????????????????????????????1600????????????????????????WORLD CLIMATE
DECLARATION????????????????

Nobel Prize winner Dr. John F. Clauser signs the Clintel World Climate Declaration

????????????????????????????5????????????????????

IPCC?????63????????????????????

????????2019?9?23????????????????????????????????????500????????????????????????
??1600????????

?????6????????????

- Natural as well as anthropogenic factors cause warming
- Warming is far slower than predicted
- Climate policy relies on inadequate models
- Global warming has not increased natural disasters
- Policy must respect scientific and economic realities
- CO2 is not a pollutant. It is essential to all life on Earth. Photosynthesis is a blessing. More CO2 is beneficial for nature, greening the Earth: additional CO2 in the air has promoted growth in global plant biomass. It is also good for agriculture, increasing the yields of crop worldwide.

Posted in ???, ????? | No Comments »

?????10????????

?? ?? · Saturday, August 26th, 2023

??1????????????10????????????????????????
?????????

????????????

??1????????????????????????????
1g????????????????????????????????????880?????



????????????????????

????12????????????????30??100????????????????????
?

??

??
????????????????????



????????(WSJ)

????????????3000????????3?????1????????8????????

????????????

??

????????????2016????????????????????????????????

??

??ALPS????????

????????????

1970????????????????????????????????????

??1990????????????????????????????????????10?????

????????????????????????????2008????????????

??

????????????????????

??
??????????

??
??????????????

??
??????

????????????????????

??
??????

??
??????????

??
??????????????

??
???

Posted in [????????????](#), [???](#), [??????????](#) | [No Comments »](#)

????????????????????

?? ?? · Thursday, August 24th, 2023



NithidPhoto/iStock

2023?8?22????????????????9????????????????????



????????????????????9????????????????????



????????????????????9????????????



??
?

????????????????????????????????????2050????????????2030??CO2??46%????????????
GX??

2022?3?15????????????????????



????????????????????????????????????CO2??2030?46%????????????????
????????????????????



????????????????????????????????



???

??

??

??????????

GX??CO2??

??

??

?

????????????????

????????????????

?SDGs????????

Posted in ??????????, ??? | No Comments »

?????2????????CO2????????????????????????????

?? ?? · Tuesday, August 22nd, 2023



Artur/iStock

??MIT??CO2?
 ”heavily
 saturated”????????????????EPA??
 ?

CO2??????????

??CO2?????????????????

????CO2 ???????????????????????????????????????

????CO2??
 ?????????80??????????????????????

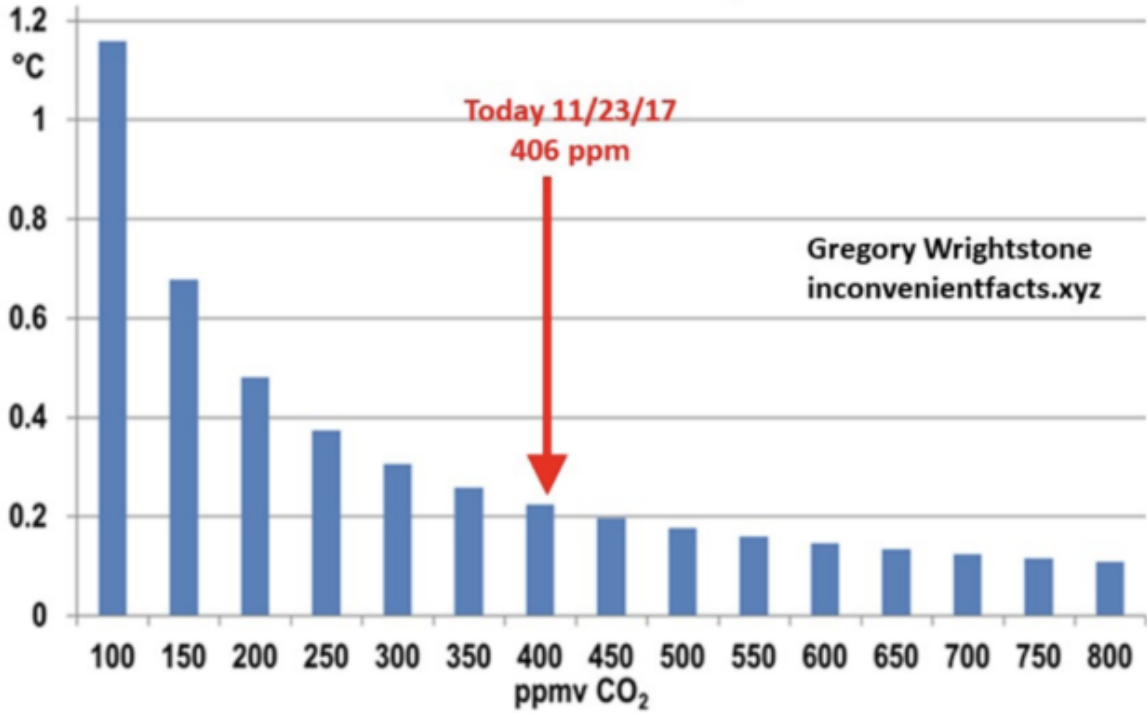
????????40?????Gt??CO2?1????????????????????????????????
 ?

????????????????????CO2???

????CO2?”heavily saturated”

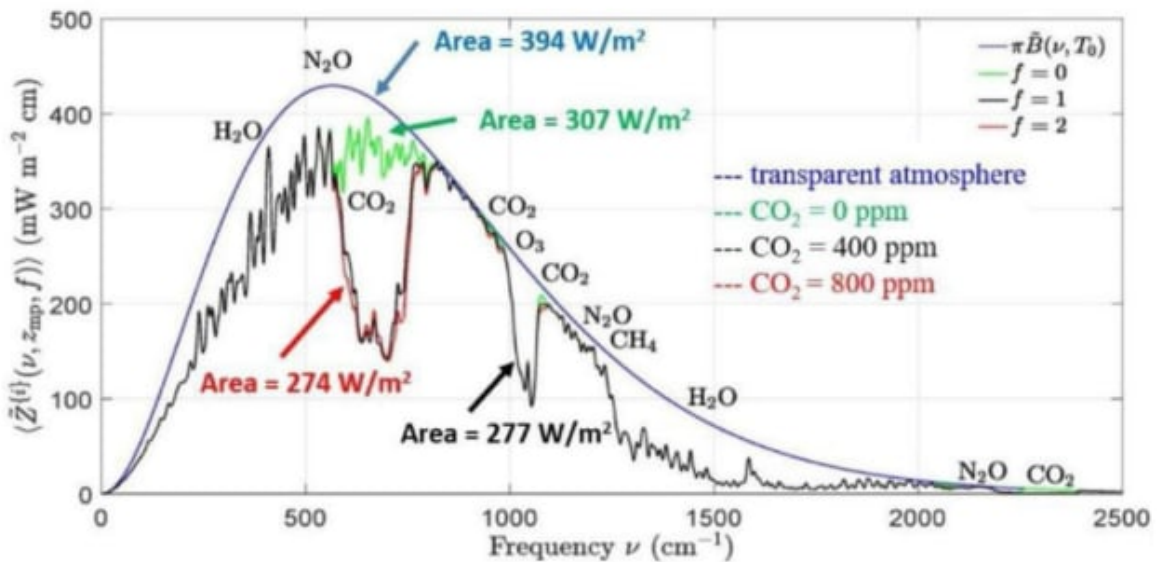
????????CO2???50ppm??CO2??
 ????????????????????????? = saturation????????????????CO2?”heavily saturated”?????????

Figure I-3: Less global warming for each additional 50 parts-per-million-by-volume of CO₂ concentration



CO₂ 800 ppm CO₂

CO₂ N₂O O₃ CH₄ 394 W/m² @ transparent atmosphere 277 W/m²



CO₂ =
400 ppm 394 W/m² 277 W/m² 277/394 =
70% CO₂ 400 ppm 800 ppm 274
W/m² 69.5% 3 W/m² 1

????CO2??

????????????????????????????????CO2??
??

???????

????????????????EPA????????????????”State Farm”????????????????????????????????????

? State Farm Test: ???

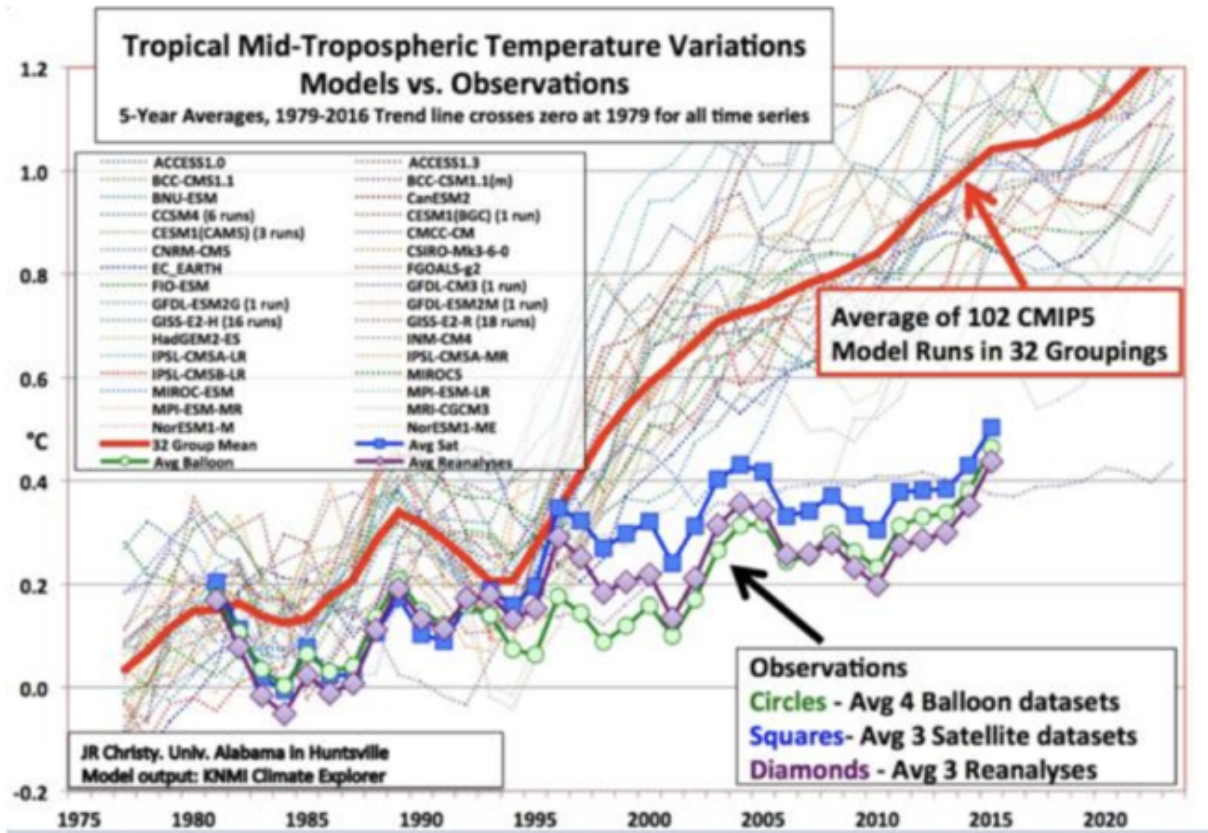
??????????

1. EPA????????????????????????????????????
2. EPA????????????????????????IPCC??
3. ?????????????????????????

??
??

??
????????????????????????????????CO2??

????????????????????????????EPA??



????EPA????????????CO2????????????CO2????????????????????????????????????

????????????EPA??

????

????

????????????????????????????



The main conclusion of this part of the study is that even an order of magnitude increase of CO2 in the atmosphere by human activities, which at the present rate of input is not expected within the next several thousand years, may not be sufficient to produce a runaway greenhouse effect on Earth. On the short time scale, if CO₂ is augmented by another 10 percent in the next 30 years, the increase in the global temperature may be as small as 0.1°K.

Posted in ???, ????? | No Comments »

????????????????????????????

?? ?? · Friday, August 18th, 2023



????????????????????

Luisa Trescher Photos/iStock



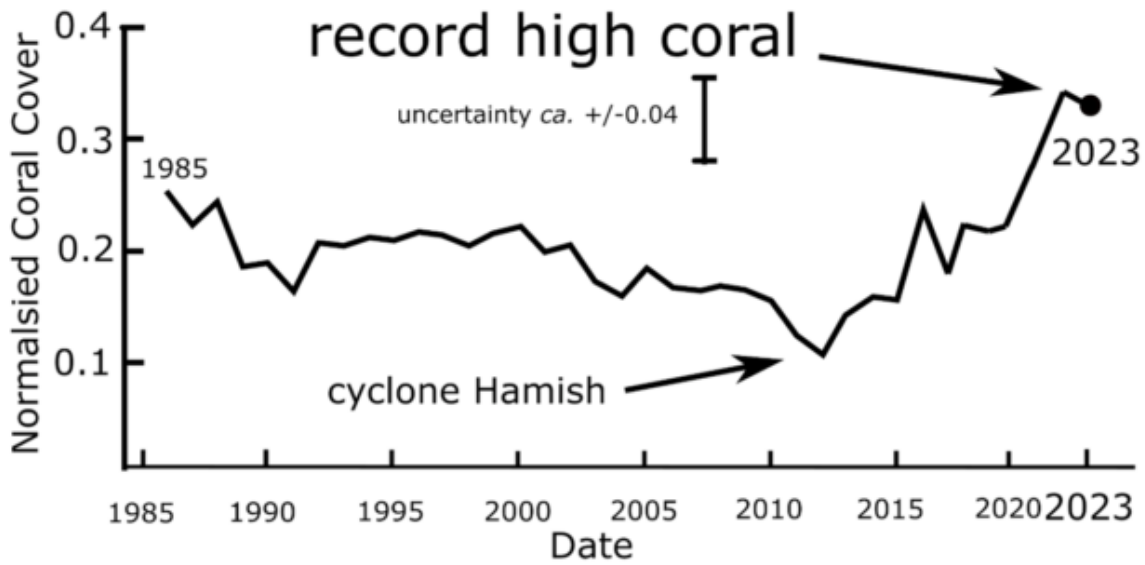
??

60????????????????????

????????????????????

??
??

??
????????????2022????????????



2023??

??2012????????????2????

2022??
??

????????????

????????????????????AIMS????????2023??
????????????????????

??
??

??
????????????????

????????????????

????????????

??

????????????????????????????????????

????????????????????????????????????

??60????????????????????????????

??Australian Environment
Foundation??
??????????????????51????????????


??
??
??????????????

?



Posted in ???, ????? | No Comments »

????????????????????????????
?? ?? · Thursday, August 17th, 2023



Tr6/iStock

global warming global boiling

“”



2023 “”

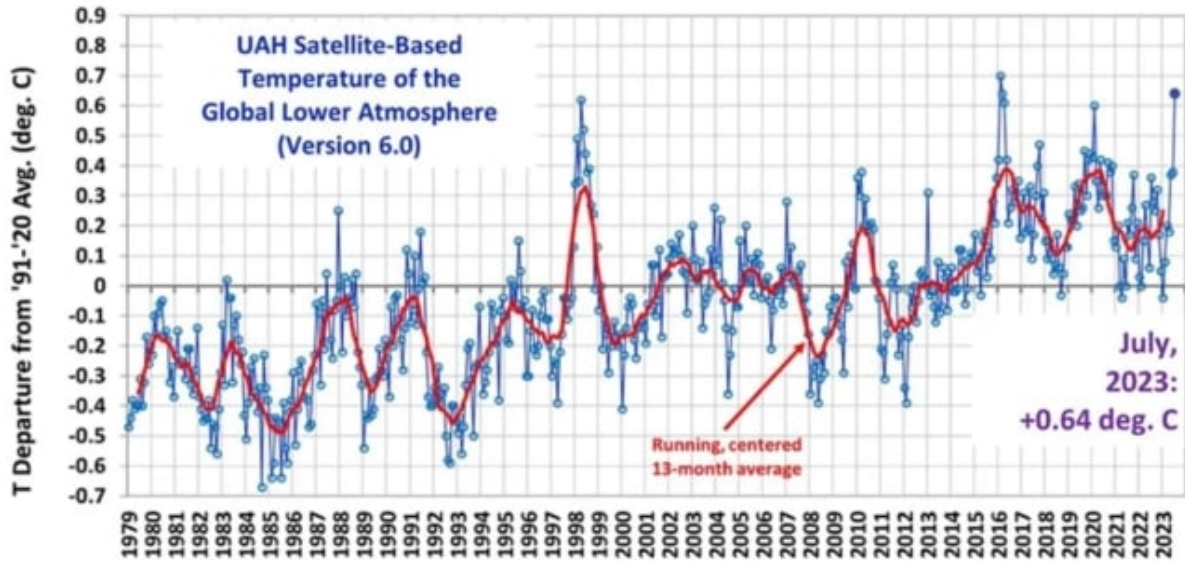
100 15 100

50 5

BBC 1

Climate Etc.

9000 UAH



3

Climate Etc.

2023

1 7

2 1 3

2023 4 1 2 1 7



CO2
CO2

CO2
CN

CN

20
95

CN

??????????

CN
CO2
CN

CN

2009
4
14
S. Matsuda?“ Validity of Bio-Ethanol as a Countermeasure against Global Warming”, J. Environ. Inf. Sci. , Vol.37, No.5, pp.1-6 (2009.3)?

CO2

CO2
CO2
2-09
p.55
Table 2?

HP
Vol.44
vol.37

CO2
4
12
4
12
2009
2011

or

??14????????????????????????????
??

??
??

??CO2??
??
??

??
??CN????CO2????????????

??1981????????????????4?10??pp.
949-954??
????????????????????

??
????1????2????3????4????????????????????????????????????

????????????????????????????????2??
??

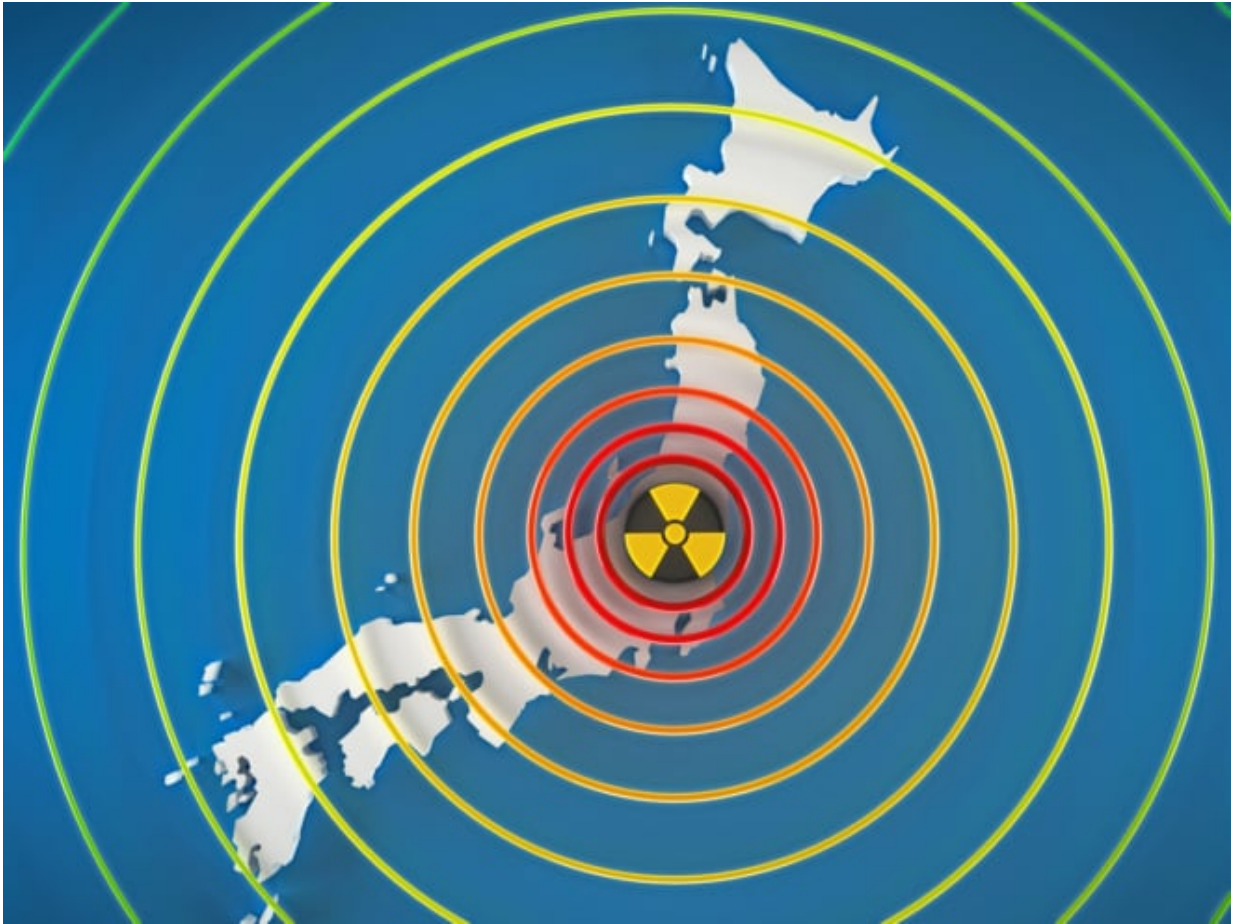
??3????????????
????????

??

Posted in [??](#), [????????](#) | [No Comments](#) »

????????????????????????????????????

?? ?? · Thursday, August 3rd, 2023



adventr/iStock

????????????728??

????????????????????????????X????????????

????????????1??28????????????????????????????????????




????????????????????????????????????

????????????????

← ツイート

村本大輔(ウーマンラッシュアワー) @WRHMURAMOTO

事故があった時、地元の人だけじゃなく日本中が被爆しますように

 **NHKニュース** @nhk_news · 7月28日

福井県にある関西電力の高浜原子力発電所1号機が、28日午後、原子炉を起動し、12年ぶりに再稼働します

www3.nhk.or.jp/news/html/2023...

#nhk_video



??????????

????????????????????????????????3.11??

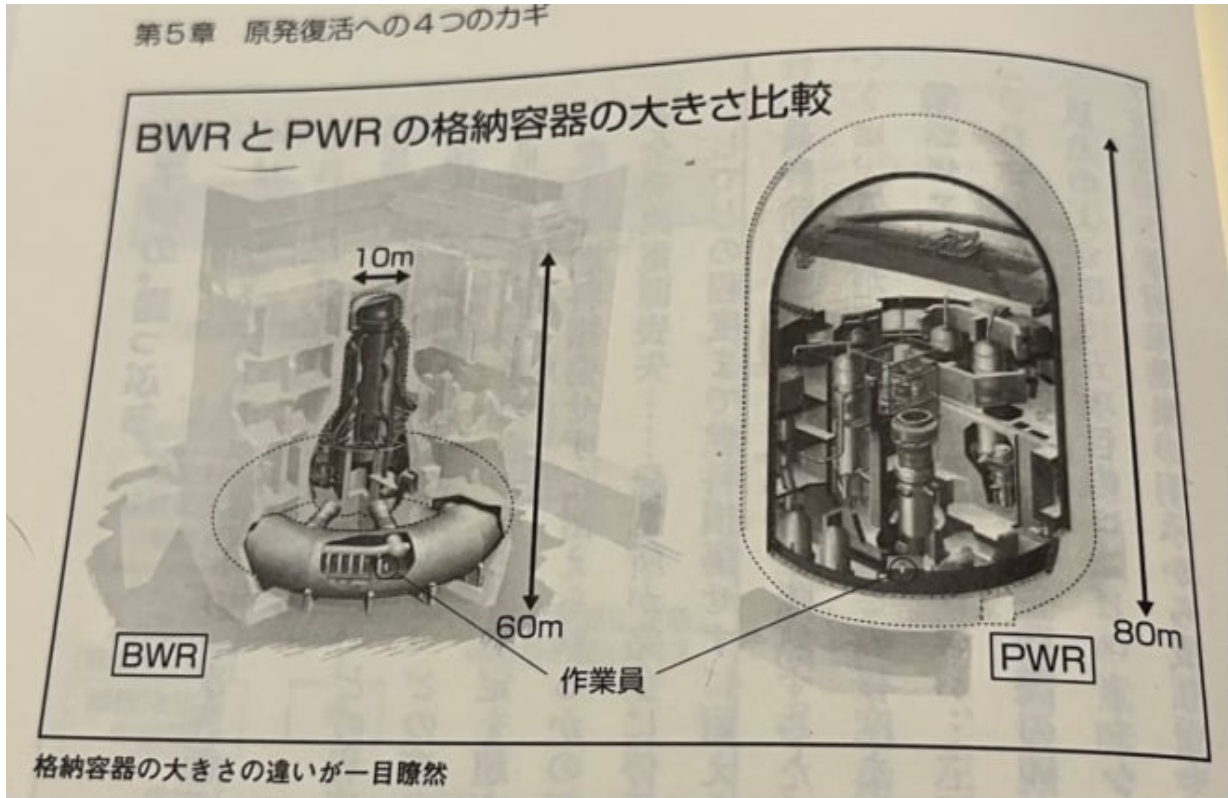
?????3????????????

????????????????????????????????

??BWR

/Mark?I????????????????????PWR??

???



????????BWR/Mark-I????????PWR????????

????????2012, WAC, 219???

????????1?10????????2????1???

????????

????????

?????35????????Mark-I????????

????????

?????1??3????????

3.11????PWR????????H????????O????????

????2???

????????

????2????????

?????3.11????????

3.11????????????????

2011?3?25??

??

????????????3?20??
??

????????????????????4??

4????????????????22??

??2
50km????????????????—????????????????

????????????250????????3.11????????

????2014?5?9??



??????
©? japan.cnet.com

??

250????????5000????????250??5000

????????????????10?20??

????????????????????

????????????????—????????????????

????????????5?21??



bluejayphoto/iStock

?????????7?????????40?????????
????8?????????7?????????30?????????

?????????
??

?????????
??13?????????

?????????41?????????
????“?????”??????

7?27??????WMO??EU?????????2023?7?????????
??

?????????
????????????????????????????

?????????“????????????????
?????”????????? ????2023?7?????????
????????????????????????????????

?????????100????????CO2?????????
?????????7?????????
????????????????????????

?????????

?????????

??

??CO2????????????????????????

??85??
??
???

????????????????????15??2????????????????????
??

????????????????????7????????????????130??
??
??

??CO2????????????????????????????????

??WMO??
??COP????????????????

??EU??EU????????????????????
??
??

??7????????????????????????10????????7????????????
?1000????????????

????????????????????40??
??

??25??2????????????????????wetter.com????????2023?7????
????????????????????26????????????????????daswetter.com????200????????2023????????????
??
??

????????????7?30????????????????15????????24??

????????????????“?”??CO2????????????????
????????????????????

?

Posted in ???, ??, ????? | No Comments »

????????G20????????

?? ? · Monday, July 31st, 2023

7?22????????G20??2022????????????
??



NHK??

????????????????29????????????22??

2??

??G20????????????
??

??
??
???

????????????????????

??????????

??
some
members????
others????

???

1.5°C COP 2050

G7

2050

G7 G20

???



2030

???

3 G20 G7 2030 150GW 1TW

COP27

G20 COP28

UAE

- 2030
2030
2030
???

G20

G20 1.5°C by or around mid century G20

1.5

Posted in ... | No Comments »

IPCC AR6 "Summary for Policymakers"

?? ?? · Sunday, July 30th, 2023

??6??3??IPCC??

?????????3????IPCC??6????AR6????

????????1.5????GHG????7????

????2040????

????AR6????GHG????

????6????AR6-SPM????Longer Report????



NicoElNino/iStock

AR6 COP26 1.5 IPCC 2014 5
AR5 2021 1.5

2 1.5 2 2 67 1.5 5
0 1.5

1.5 2 1.5 1.5 5
1.5 2 1.5

1.5 2 67
IPCC 1.5

AR 6-
SPM GHG

1.5 2019 500 CO₂e 1150
21²

2020 50 GHG 1.5 10 23 7

IPCC 1.5 2 0.5 650

AR 6-
SPM Table SPM.1 2050 2019 64 2030
21 2070 Table

SPM.1 1.5 2030 43 2050 84 22²

1.5 1.5 50 1.5
0.2 0.3

AR6 1.5 1.7 1.8 1.5
500 500 1.5 1150 2 825
825 GHG 1.5

AR6 1.5

1.5

AR6-SPM?C.2.4

???



AR6-SPM?C.2.4
2
39

?????

2
1.5

1.5 AR6-SPM?P26



1.5
24

?????

1.5
IPCC AR6
1.5
?

2030?21 GHG AR6-SPM?C.2.4

1.5 30?43?50?84 AR6-SPM?C.2.5



imply??
59

1.5

AR6
67

IPCC

AR6
1.5
2
1.5

????????IPCC??

????????????????AR6??
????????????????????????????????????



????????????????????????????????GHG????2019????2030????43????2050?84????????????????
????????????????????1.5????????????????????????????????1.7?1.8????????????????????
?????1.5????????????????

?1.5??2????
????????????????????1.5??

????1.5??
????????????????5????????????1.5????????????????

?????IPCC

AR6??1.5????????????????
??

?

?1?AR6-SPM?B5.2????????1.5??

????????GHG????CO2????????????1.5????2050?99????2030?48????????????30????50????????????

?3?AR6.SPM?C.2.4?“Even without accounting for all the benefits of avoiding potential damages the global economic and social benefit of limiting global warming to 2°C exceeds the cost of mitigation in most of the assessed literature” (medium confidence)

?4?AR6-SMP P26 ??50?“The evidence is too limited to make a similar robust conclusion for limiting warming to 1.5°C. Limiting global warming to 1.5°C instead of 2°C would increase the costs of mitigation, but also increase the benefits in terms of reduced impacts and related risks, and reduced adaptation needs.”

?5?AR6.SPM C.2.5: “Ambitious mitigation pathways imply large and sometimes disruptive changes in existing economic structures, with significant distributional consequences within and between countries.”

?6?AR6-SPM E.1.3: “Strengthened and coordinated near-term actions in cost-effective modelled global pathways that limit warming to 2°C (>67%) or lower, reduce the overall risks to the feasibility of the system transitions, compared to modelled pathways with relatively delayed or uncoordinated action.”

Posted in ???, ????? | No Comments »

????????????????????????????????????

?? ? · Saturday, July 29th, 2023



BrianAJackson/iStock

??
??

????????????????????????????????

??

????????TV??
??IAEA????????????????????
??

??
??

??
??

??

??
??

??
????????????????????????

??
??

??

Posted in ???, ????? | No Comments »

?????CO2????????????????????

?? ?? · Thursday, July 27th, 2023



JaCZhou/iStock

?????CO2????????????????????2023?7?4??Enrico Mariutti????????????????????????????????The Dirty Secret of the Solar Industry???

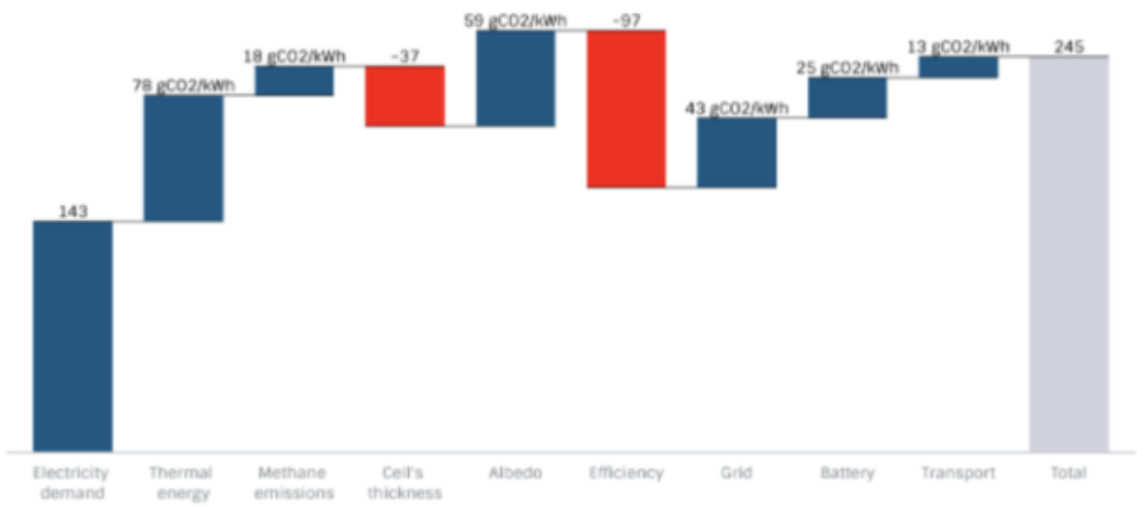
????????????????CO2????????????????????????????????????CO2????????????????IEA?IPCC????????????????????????????????????

????????????????????

- ???CO2????????????
- ???CO2????????????????????????????????
- ?????????????????????????????????????CO2????????????
- ?????????????????????????????????????CO2????????????
- ?????????????????????????????????????CO2????????????????????????????????

??CO2????????????????kWh??245gCO2????????????1?

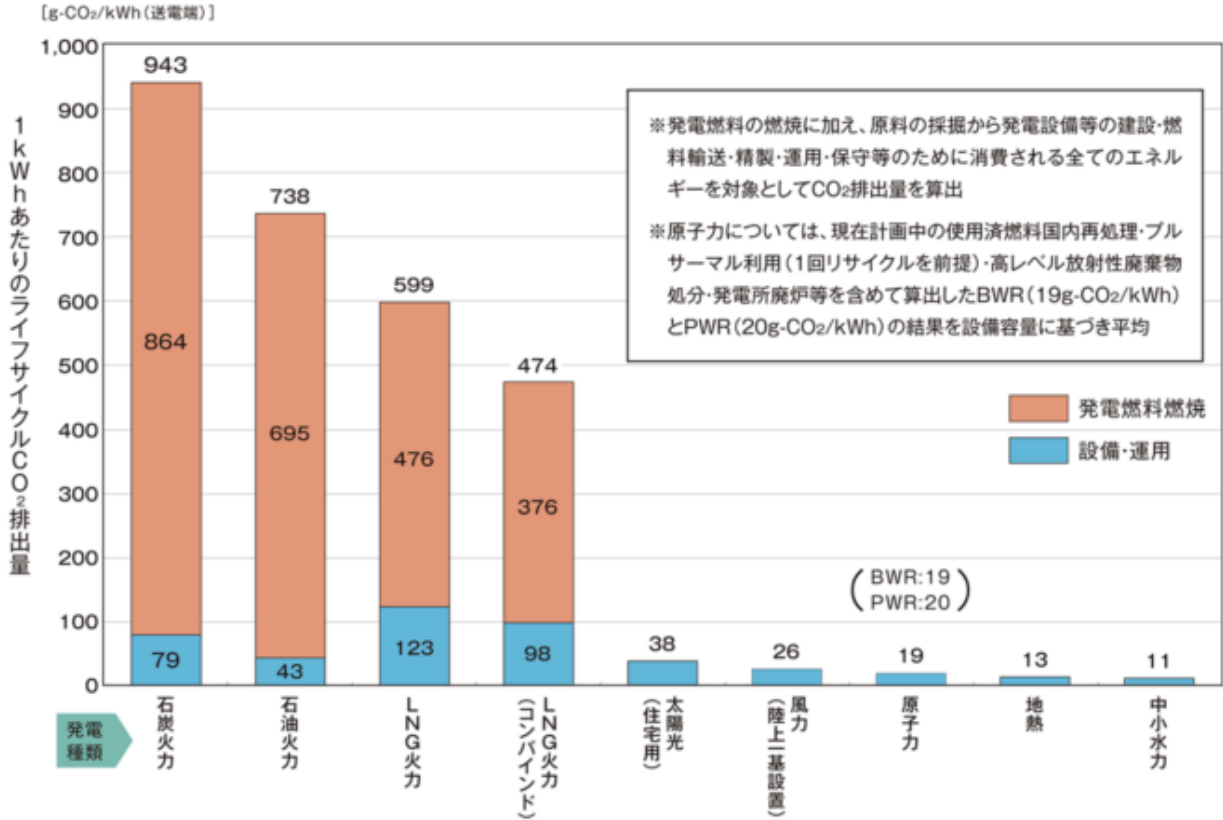
2022
Carbon intensity, Worst Scenario



??????????

??CO2??CO2????????????
245????????

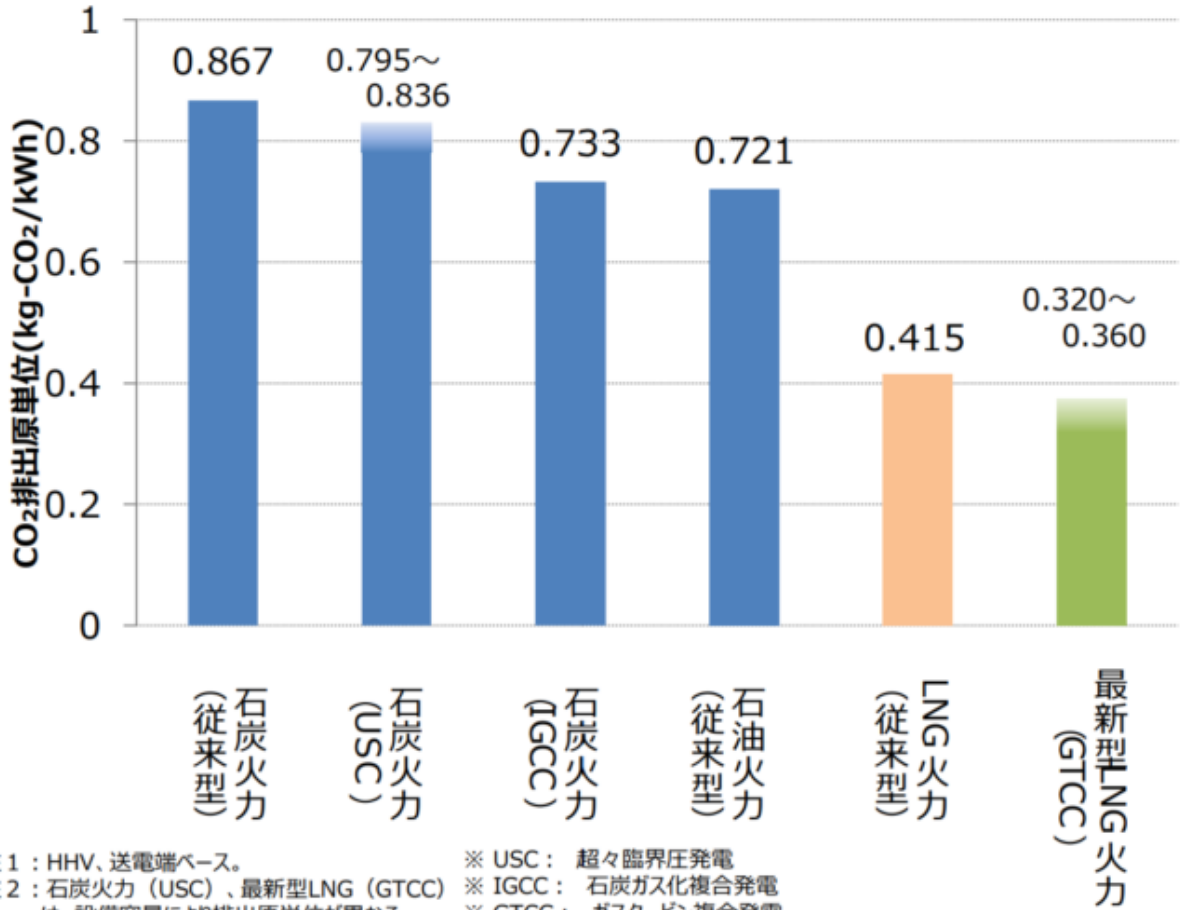
??1kWh??245??2016????????????????????????
?????kWh??38????????????2??????????



??????????????

CO2 9

1kWh 245 CO2 2022 LNG CO2 1kWh 320 360



3

CO2

Vertical grey bar with placeholder text.

??

??
“????????
“????????20??

??

??
??
??

?



Posted in ???, ????? | No Comments »

??????EV??????????????????

?? ?? · Friday, July 21st, 2023

????????????????EV??EPA?EV?
??

EV??



jetcityimage/iStock

????????????????

??EV??
??

????????????????5??3????????ESG????????????????????????????????
????????????????????

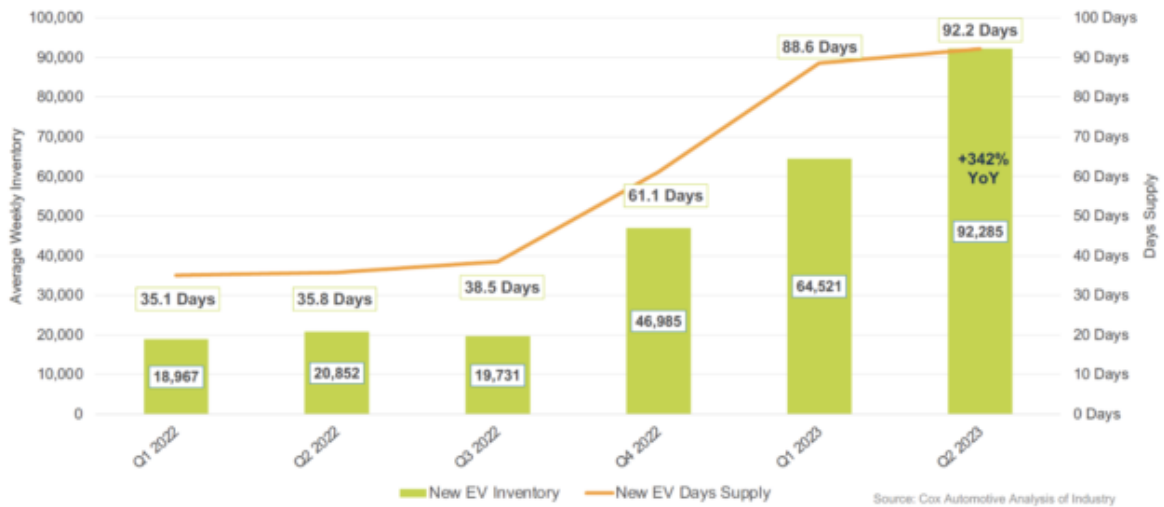
????????????4,000????????????????????????????3??
??

????????EV????

????????????????????ESG????????????????????????????

NEW EV INVENTORY & DAYS' SUPPLY ESTIMATES

EV inventory is having a "Field of Dreams" moment – and days' supply follows



COX AUTOMOTIVE

EV????????????????

????????2050??EV??
??

??12??EV??

????????????????????????????????????EV????????????????????????????????????EV????????????????????????????????????
????????????????????????????????1????????????????????

????????????CEO????????EV??

??EV??
??

????????????????????EV??
?????EPA????????????????????????????

Posted in ???, ?????, ?? | No Comments »

????????????????????????????????????

?? ? · Thursday, July 20th, 2023

??
????????????????G7????????????????????????????????????COP????????????????????????????????????
??

??
??



NickS/iStock

????????????????????????????????????21?5????50??
???????

??

Nobel Physics Laureate 2022 Slams ‘Climate Emergency’ Narrative as “Dangerous Corruption of Science”

???????narrative??

??300????????????????????????
????????????????????????????

??300????????????????????????

??
????????????????????????????????21?5????????????????????????????

??????????????

????????????????????????????????????

????????????????????????

????????????????
????CO2????????????????CO2???

????????????????

1??100????0.72??1979????????????????1.4
????IPCC????????????3?5????????????????????????????

2????CO2?????????2ppm????????????4????40????????????????CO2????????????IPCC?????????
????????CO2????????????????CO2????????????????????????????????

????????????????????CO2????200????????????????IPCC????????????????????????????200
????????CO2?????????5????????????CO2?5?????????2ppm?????5?????0.1ppm????????????
???2ppm????????????

????????????????CO2????????????????????????????2009????????????2021????????????????
????2022????????????????????????????CO2????????????????????????????????

?????????????0.1ppm????????????20?????????????0.02ppm????????????????????
????????????????????????????????

3????????CO2??CO2????????
??

??CO2????????????????????
????????

??
????????????????????????????????IPCC????????????????????????????????

??
????CO2??

1?????CO2?????CO2?????2????CO2????????????3????????????

3????1????????????????CO2????????????

????????????1?2????????3????????????????????????

???CO2????????????CO2????????????????????????????????
????????????????????CO2????????????????????

??1000????????1000????
??

??TV????????????
????????????? 10????????????

????????????????GX??
??
??

Posted in ???, ????? | No Comments »

????????????????????????????????

?? ?? · Wednesday, July 19th, 2023



Max Lirnyk/iStock

??
??
Electric Vehicles for Everyone? The Impossible Dream??

????????????????????BEV??ICE??BEV????????
????????????????ICE????????????????HEV??

EV??I
CE????EV????????????????????????????????

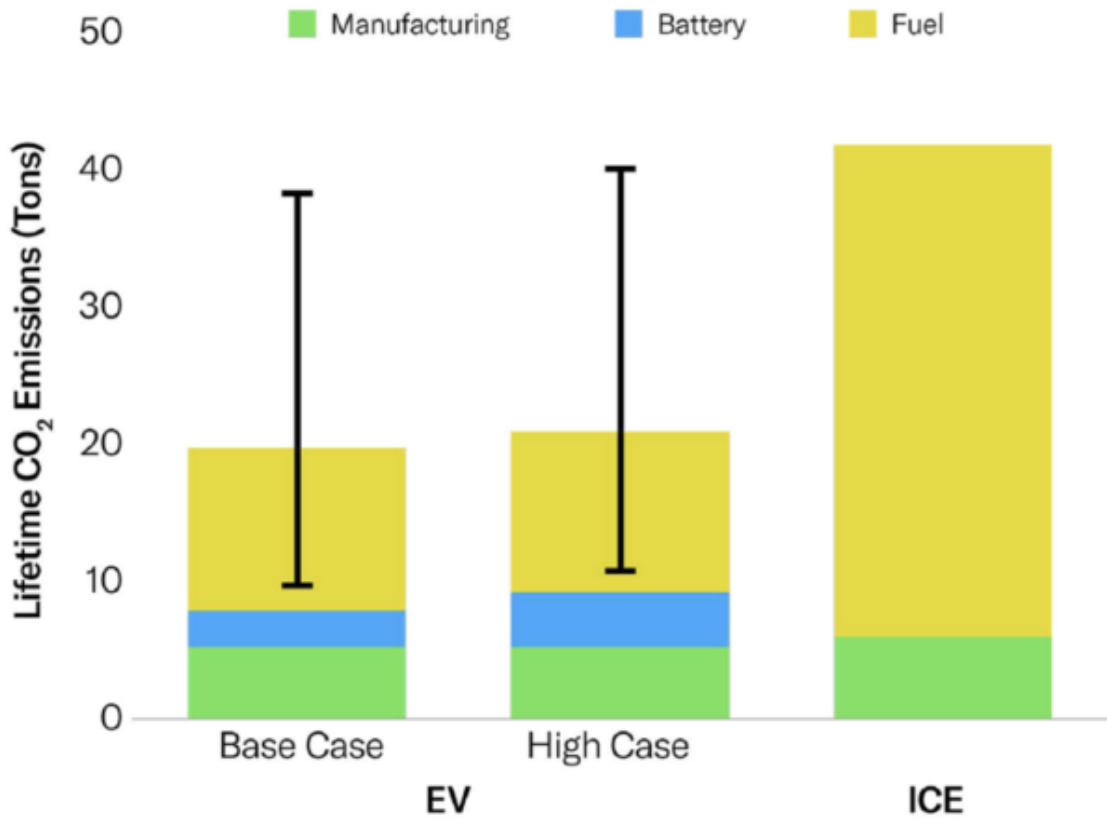
?????2??????CO2????????EV????CO2????????????????????

??1?CO2

??BEV????ICE????????????CO2????????????????

Figure 3

Estimated Life-Cycle Emissions for EVs vs. ICE Cars, per IEA



Source: IEA, "The Role of Critical Minerals in Clean Energy Transitions"

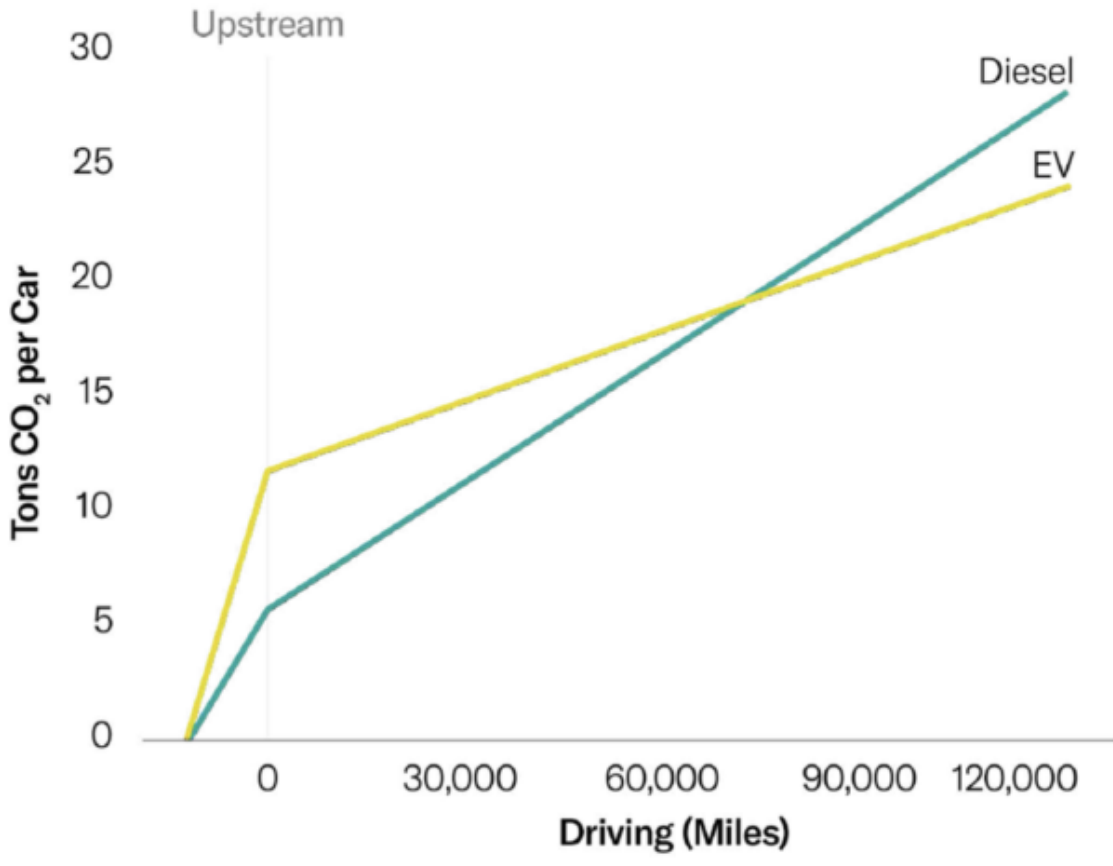
??

????IEA??
??

????????ICE?EV????????CO2????????????6????????????????????EV????CO2????????????????
??EV????????????

Figure 4

Life-Cycle Emissions: Volkswagen EV vs. Diesel



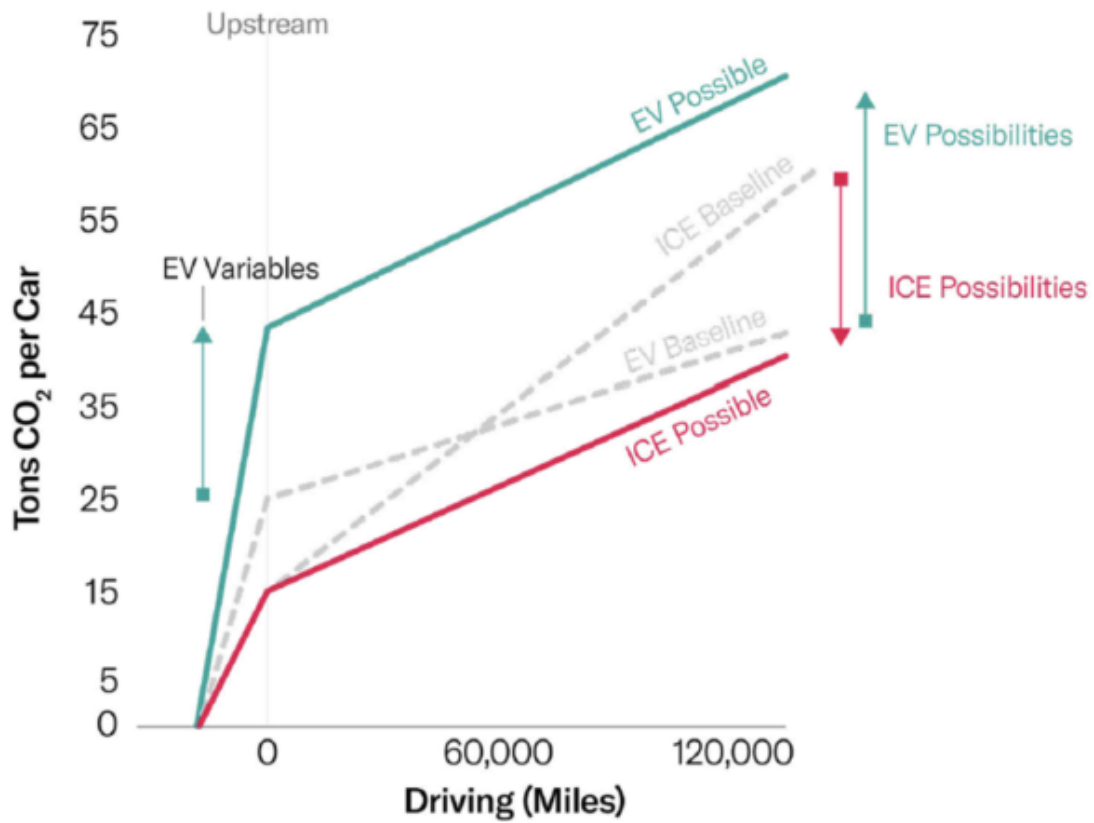
Source: Maciej Neugebauer, Adam Żebrowski, and Ogulcan Esmer, "Cumulative Emissions of CO₂ for Electric and Combustion Cars: A Case Study on Specific Models," *Energies*, Apr. 6, 2022

????????????????EV????????????????EV????CO2????????????????????????????????ICE????????????
 ?????????????

????????????????EV????????CO2????????????ICE????????????????????????????????????12????????
 ?EV???ICE???CO2????????????????????????????????

Figure 6

EV vs. ICE CO₂ Emissions: Scenarios with Known Unknowns



Source: Author's calculations from multiple data sources in this report; see Appendix

??????

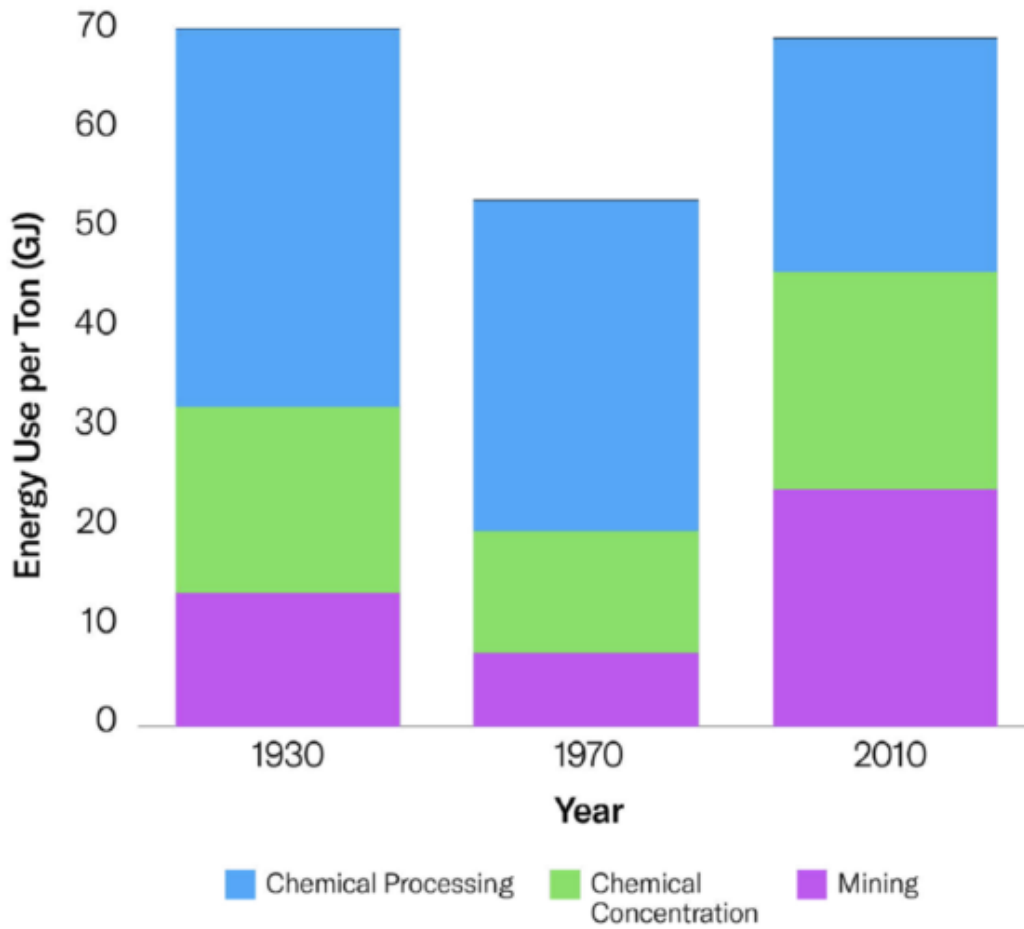
CO₂?????????1????????????????? EV??ICE????????????????????????????????????

??1?????????????????????EV??

?????????????????????????1??2?????????????????0.5??
 ??????????????????????

Figure 10

Copper Production: Technology Trends in Energy Use per Ton



Source: Nadine Rötzer and Mario Schmidt, "Historical, Current, and Future Energy Demand from Global Copper Production and Its Impact on Climate Change," *Resources* 9, no. 4 (April 2020)

????????????????

????????????????



??ICE?HEV????????????????????
??

?????EV???EV????????????????????ICE??EV??
????????????????????????CO2?????2??

ICE??
????????????CO2????????????????????????????????EV????????????????????

?

????????????????10????????1????????????????????????????


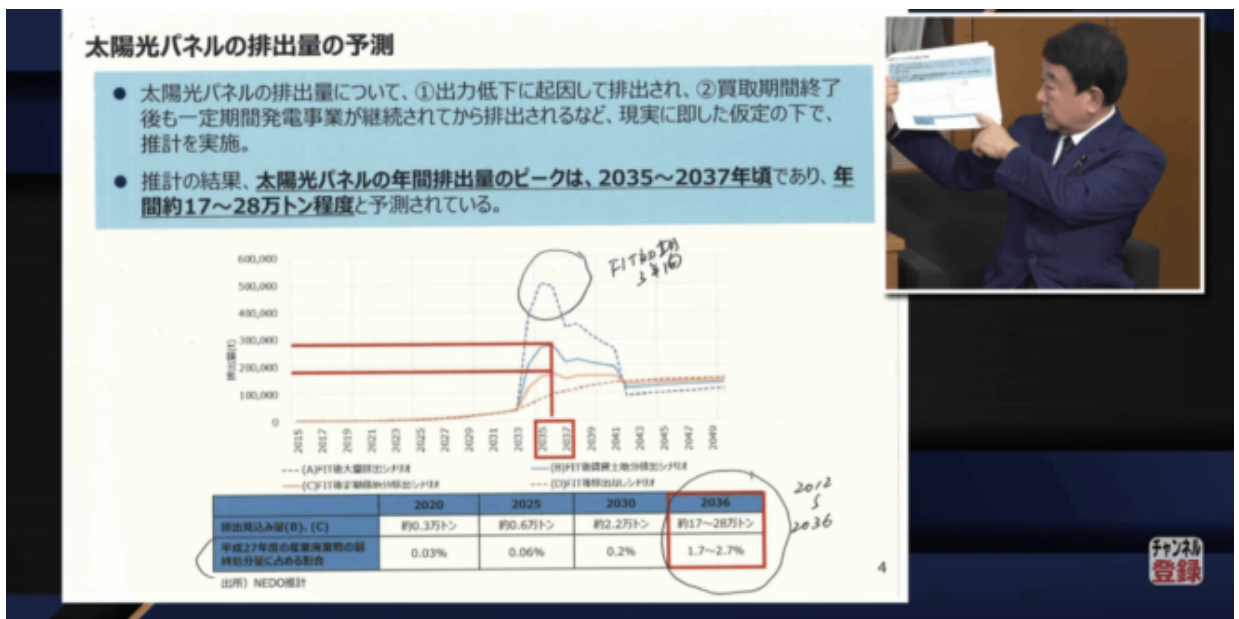
????????????????????????????????1????????????????????3????5????????????

????????????????????????????1????3????????????????????????????12????25??
????????????????????????????1????????????

??
????????????????????

????????????????????????????2030????????????????????????????????
??

????????????????????????????????2035????????????????2015????????????3%????
????????????1??

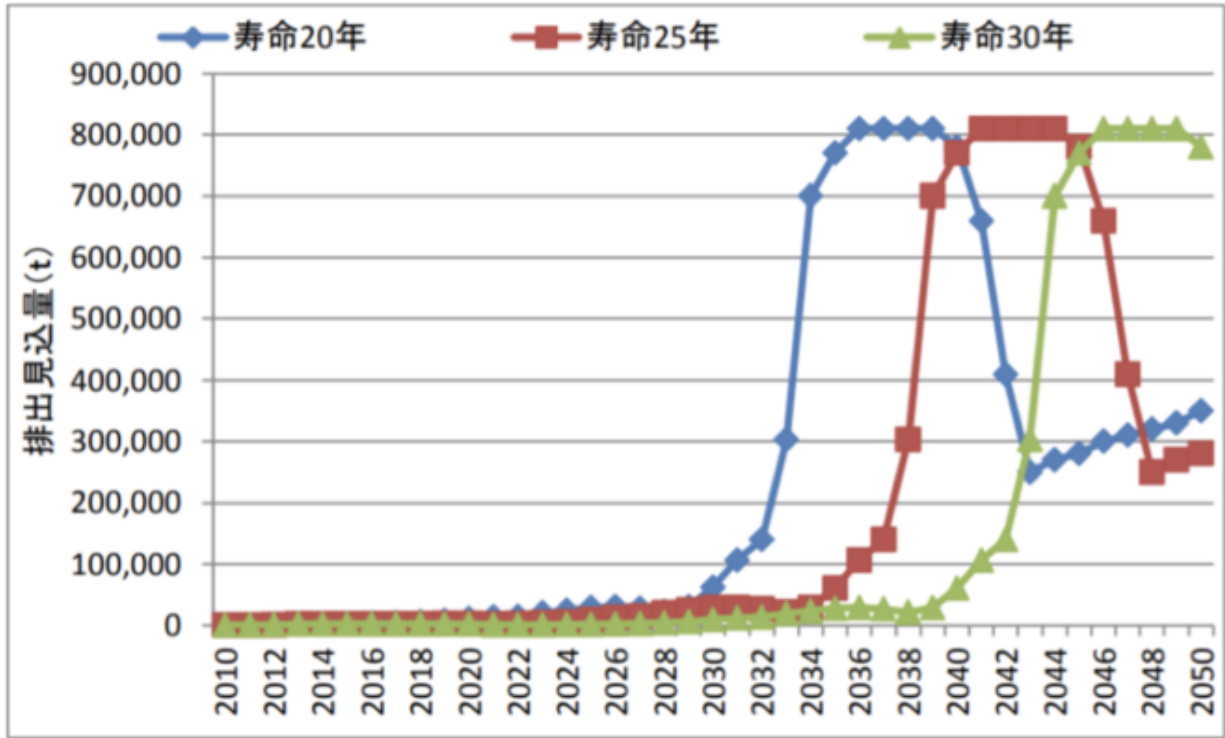


????????????????

????????????????446????????????????

????????????????9????????1????????????????????????????10%??
????????????????????

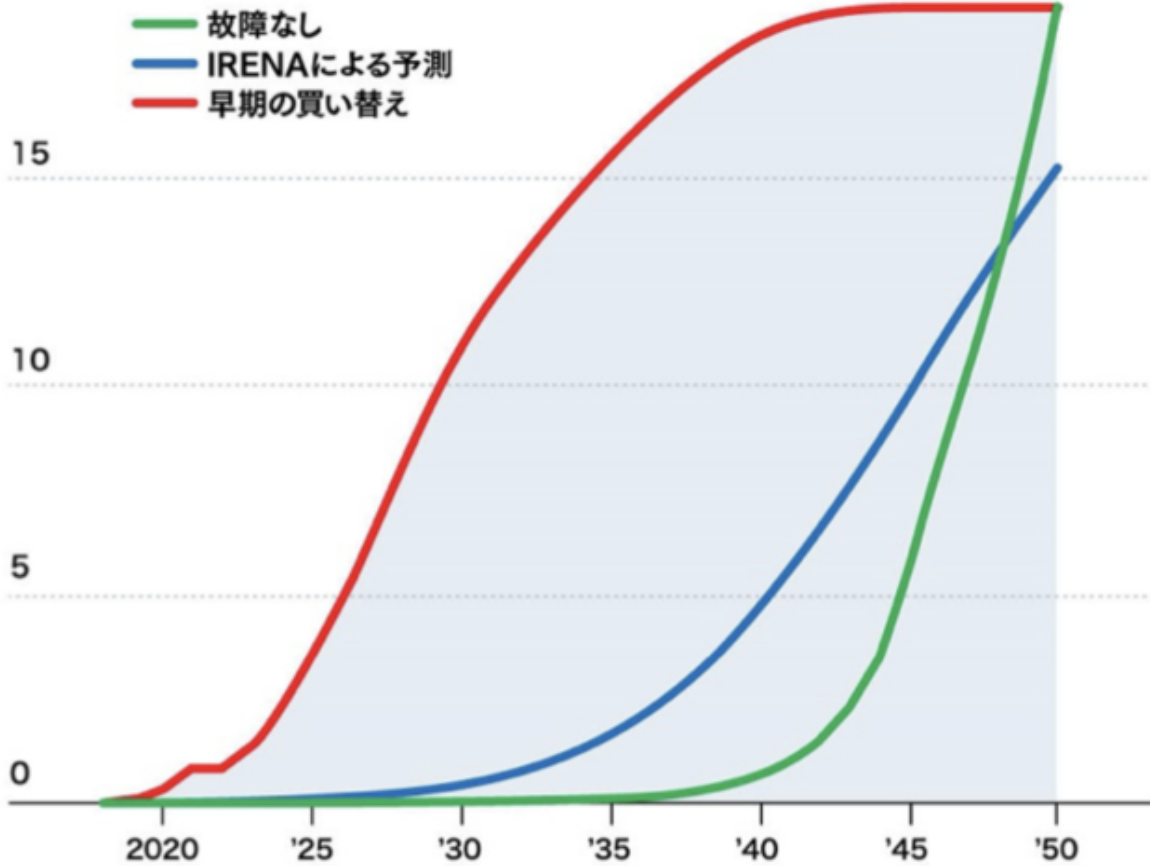
????????????????2035????????????2????????????????3??



????????????????????20?25?30??
 ??????

廃棄物の累計
 (発電容量ベース)

20ギガワット



3?????????
??DIAMOND ??????????

????????2035????????????????????????????????

????????????????????????????????????PCB????????????????????????????PCB????????????????
????????????????????????????PCB????????????????????

?PCB???

PCB??Poly Chlorinated Biphenyl????????????????????????
????????????PCB??
??

?PCB???

??PCB????????????????
????????????1968????43????????????????????????????PCB????????????????
????????????43?10??
????????????????????????????????

?PCB???????

PCB????????????????????????????????????1972????47????????????????????30????????
??
??13?6?22????????
????????????????????????PCB ??????????????15????????

1972??PCB????????????????????????????PCB????????????????????????2001??PCB?????
2004????????????????????JESCO????????????????????????????????????30????????
????PCB????????

PCB????????2016????????????????JESCO????????????????????????????PCB?????
????????????????????????????????PCB????????????????????????????
????????????????????????????????

??

????????????????????PCB????????????????????????????????????
????????????????????PCB????????????

????????????????????????PCB????????????????????????????????
????????????????????????????

??

??21??
??
????????????????????

??“?????”????????????
??

????22?2??
????????????????23?????

??
????????

??
????????????200??????

??YouTube??
??

????????????????????22?6??48????????????
??4??

??

????????????????6????????????????????2??
??

??
????????????????????

????????????????????GPS??
????????????????

??2??YouTuber?1????
????????????????1????????????????????????????????

??
??
????????????????????

??

????????????2??7?3????2??
??

????2??
??

??

Posted in [???, ??](#) | No Comments »

????????????????

?? ?? · Thursday, July 6th, 2023



Pixelci/iStock

??
???

??



??

??
 ???
 ???

????????????????
 ????????????????? ???? ?????
 ?????????????????
 ??????
 ?????????????????
 ????????????????? ?????????????????????????????
 ?????????????????????????????????

??

1?LCA?????????2?CFP?????????

????????????????????3??
????????????????????????

??
??
?

??

??
??
?????SDGs?SBT????????????????????
?????

????????ESG????????ESG????????E????S????G????????ESG????????
????????????????ESG??

??
??
??

??

??CFP??
??
??

??
??

???????

??
??

??
??

??CFP????????????

??
??

??
??10????15??

????????????????????????????????????CO2????×?????????÷????????????????????????????????
??

??1????????????

??CO2????×?????????????÷????????
??

4/24??

??
????????????????????

?

????????????????

????????????????

?SDGs????????

Posted in ??????????, ??? | [No Comments](#) »

????????????????????????????????

?? ?? · Tuesday, July 4th, 2023



xijian/iStock

??IEA????????????Net Zero Scenario, NZE????????????

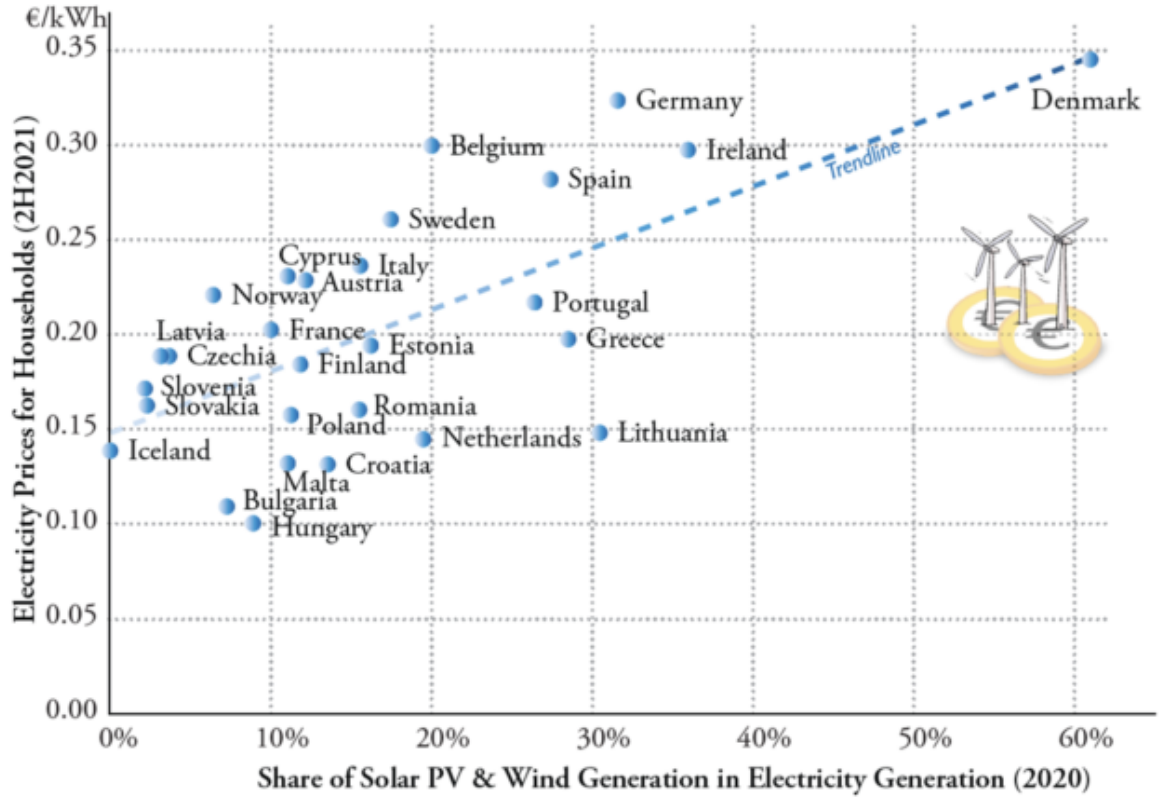
A Critical Assessment of the IEA’s Net Zero Scenario, ESG, and the Cessation of Investment in New Oil and Gas Fields.

??PV??
????????????

??PV??PV????????????????????????????????
????????????

????????????????PV??PV????????????????????
????????????

Figure 46: Solar and Wind Penetration and Electricity Prices in Europe

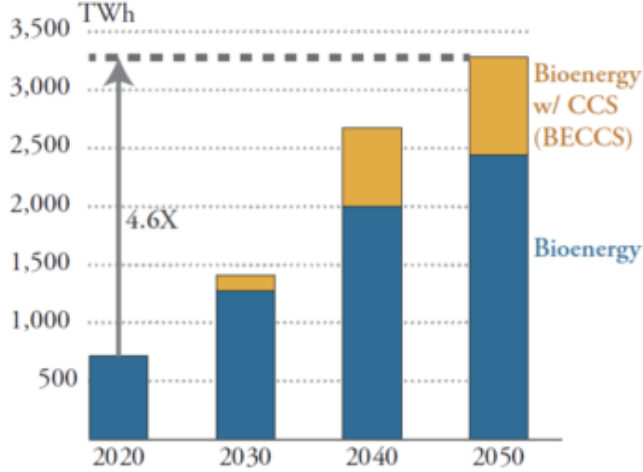


Source: Energy Policy Research, Eurostat, IEA

??

IEA?NZE??2050??
 ?????????????????????????????????

Figure 23. Bioenergy for Electricity Generation in NZE



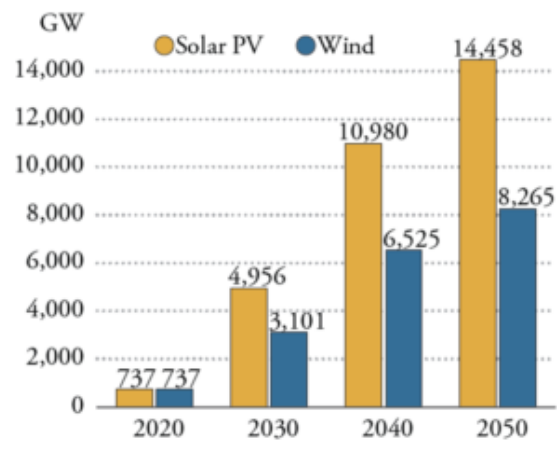
Source: IEA, Net Zero by 2050 (2021)

Figure 24. Global Land Requirements for Bioenergy for Electricity Generation in NZE



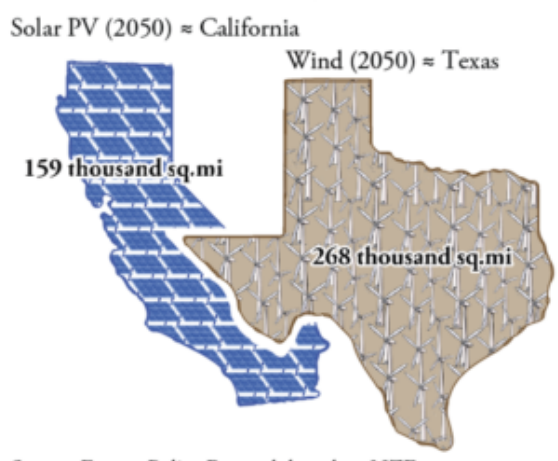
Source: Energy Policy Research. Land requirement calculations made using FreeingEnergy.

Figure 25. Global Solar and Wind Capacity in NZE



Source: IEA, Net Zero by 2050 (2021)

Figure 26. Global Land Requirements for Solar/ Wind Farms in NZE



Source: Energy Policy Research based on NZE
Assumes sufficient/optimal grid infrastructure (transmission, storage) and current rate of efficiency

	万 km2	日本=1
メキシコ	197	5.2
フランス	55	1.5
カリフォルニア	42	1.1
テキサス	70	1.8
日本	38	1.0

????????????????????????????????

PV???1??
?????2??
??????5??

????

????????????????????????????????1244?km2??????6??1??
??

??

?



Posted in ??????????, ???, ????? | No Comments »

????????COP28????????????????????

?? ? · Monday, July 3rd, 2023



CHUYN/iStock

????????G7????????????????????

????????

- 2025?????GHG?????2050?????10?????
?????IPCC?????2030?43%?2035?60%?????
- 2030?NDC?????GHG?????LTS?1.5?????2050?????
?????COP28?????2030?NDC?????2050?????

????????

?????G20?????1?30?12?12?COP28?????G7?????
?????6?5?15?????

?????EU?????LMDC?????

?????LMDC?????

?????2030?45?????10?????
?????COP27?????LMDC?????
?????

??COP28?????GST?????GST?????
??2023??5?????COP28??GST?????

GST?????3?????

????2021?11?????IPCC?6?????
?????3?????

??GST?????
???

GST?????IPCC?6?????
?????1.5?????GST?2025?????
?????

?????2024?????
??2020?????1000?????2030?????6?????
?????GST?????

?????IPCC?6?????IPCC?????2025?????2030?43?2035?6
0?????2019?????GST?????

?????TWN?Third World Network??IPCC?????

- IPCC?6?????3?????2,425?????1,202?????
?????
- ??????UNFCCC?????
?????...?????
?????

- 10 ?????????????????????? ? IPCC
 WGIII??
 ??

????????IPCC????????????????????????????COP28????????????????????????????GST????????
 ?????????????????????

Posted in ???, ????? | No Comments »

EV????????????????????

?? ?? · Monday, July 3rd, 2023



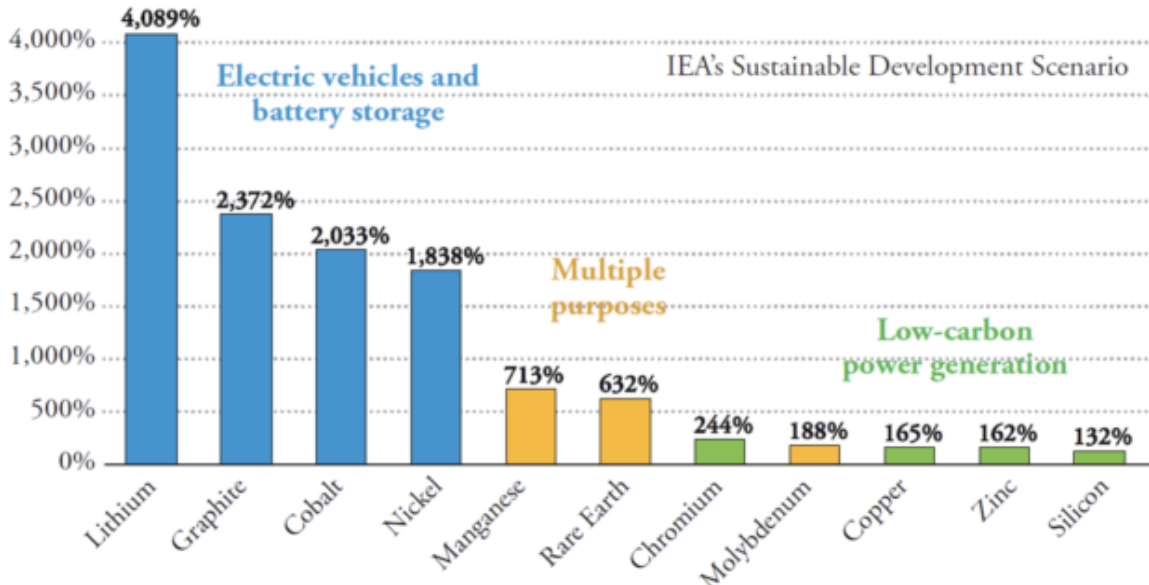
PhonlamaiPhoto/iStock

????????????????????????????????????(IEA)????????Net Zero Scenario, NZE????????????

A Critical Assessment of the IEA’s Net Zero Scenario, ESG, and the Cessation of Investment in New Oil and Gas Fields.

????????EV????????????????????????????????????2020????2040????20????????????????
 ?????????????????????4089????????40????????????????????????????20????????????

Figure 33. Required Growth of Critical Mineral Supply (IEA's SDS scenario, 2020–40)



Source: Energy Policy Research, IEA, *The Role of Critical Minerals in Clean Energy Transitions* (2021)

EV??60kWh????????????????????????????????
 150??200????????????????????

Table 13. Battery Chemistry by Content, Kg (60 kWh Lithium-Ion)

Mineral/Metal	NMC811	NMC523	NMC622	NCA+	LFP
Lithium	5	7	6	6	6
Cobalt	5	11	11	2	0
Nickel	39	28	32	43	0
Manganese	5	16	10	0	0
Graphite	45	53	50	44	66
Aluminum	30	35	33	30	44
Copper	20	20	19	17	26
Steel	20	20	19	17	26
Iron	0	0	0	0	41

NMC811 Nickel (80%) Manganese (10%) Cobalt (10%) **NCA+** Nickel Cobalt Aluminum Oxide
NMC523 Nickel (50%) Manganese (20%) Cobalt (30%)
NMC622 Nickel (60%) Manganese (20%) Cobalt (20%) **LFP** Lithium iron phosphate

Source: Bhutada, G. VC Elements

EV??7000????????????????
 100????????????????????EV????????????????????

?



Posted in ??????????, ???, ????? | No Comments »

????????????????????????????????

?? ?? · Sunday, July 2nd, 2023



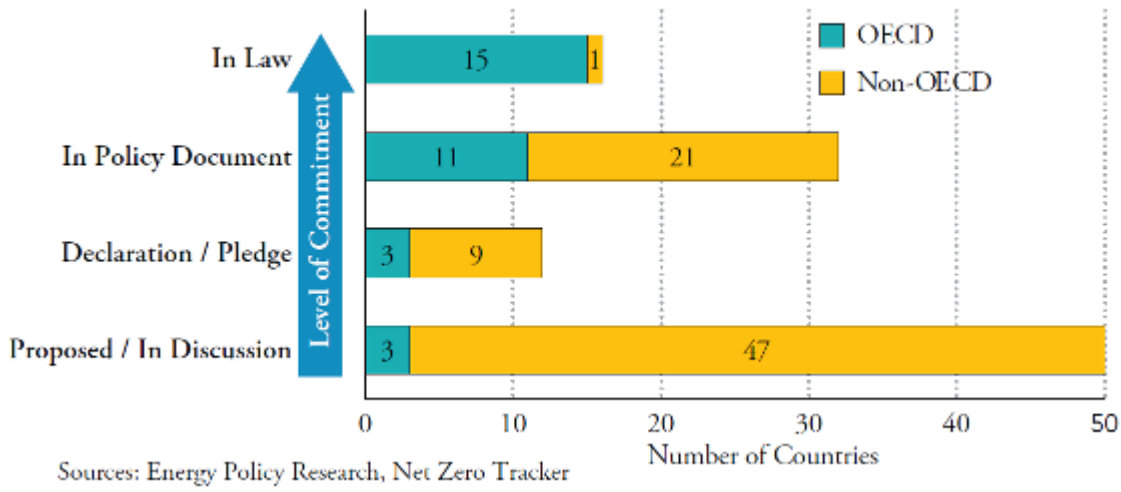
A Mokhtari/iStock

IAE Net Zero Scenario, NZE

A Critical Assessment of the IEA’s Net Zero Scenario, ESG, and the Cessation of Investment in New Oil and Gas Fields.

OECD 2050

Figure 49. Two-Speed Transition: Net Zero by 2050 Level of Commitment

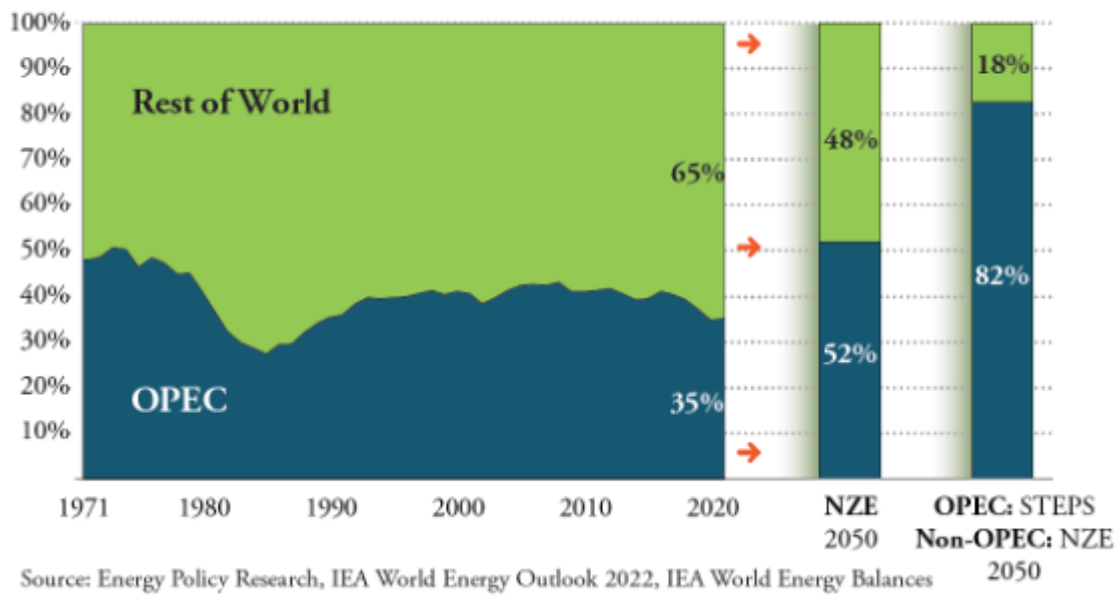


IEA NZE OPEC 35% 52% 1973

NZE OPE C

OPEC NZE OPEC NZE STEPS OPEC 82%

Figure 17. OPEC Share of Global Oil Production

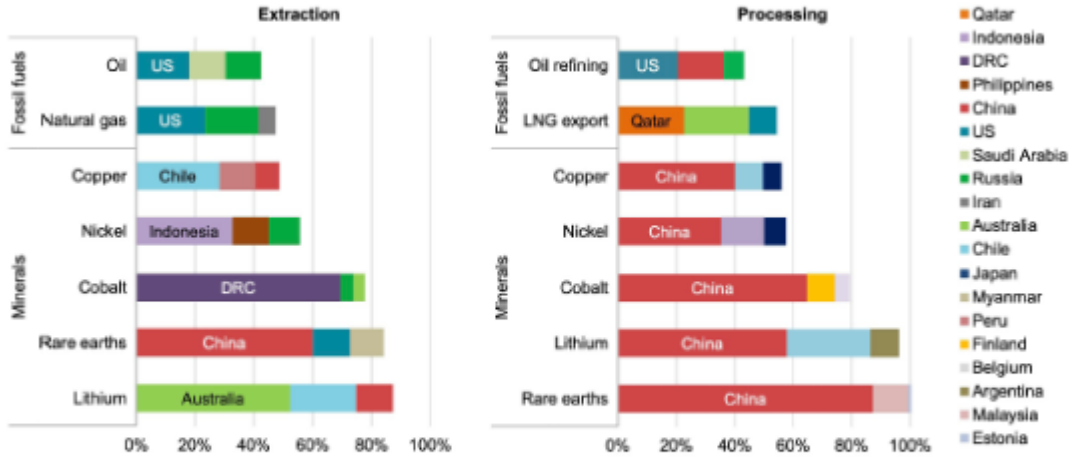


??OPEC??

NZE????????????PV????EV??
??

????????????OPEC????PV????EV????????????????????????????????????

Figure 18. Share of Top Three Producing Countries in Production of Selected Minerals and Fossil Fuels, 2019



Source: IEA, The Role of Critical Minerals in Clean Energy Transitions (2021)

OPEC??NZE??
??? NZE??

?

12????????????34????????????????????????????????????

????????????3????????????????7????????????12????????????4????????????

??



????????3?????4??

???????

?????????

????34????????2012??2???

????????????????

??10???????

2022??????????????????

10??

??

??

???????SRZ-1200

??GX????????????????????

??78????????????????????????????????????
??
?????????????

????????????PWR??SRZ?1200????????????
??

??

????????5????1????????IT??

1????????????????????????????????????SRZ?1200?120?kW??2????????????????????????6200????

??GX????????????????
????????????

??

Posted in ??????????, ??, ?????? | No Comments »

IEA????????????????????

?? ?? · Saturday, July 1st, 2023



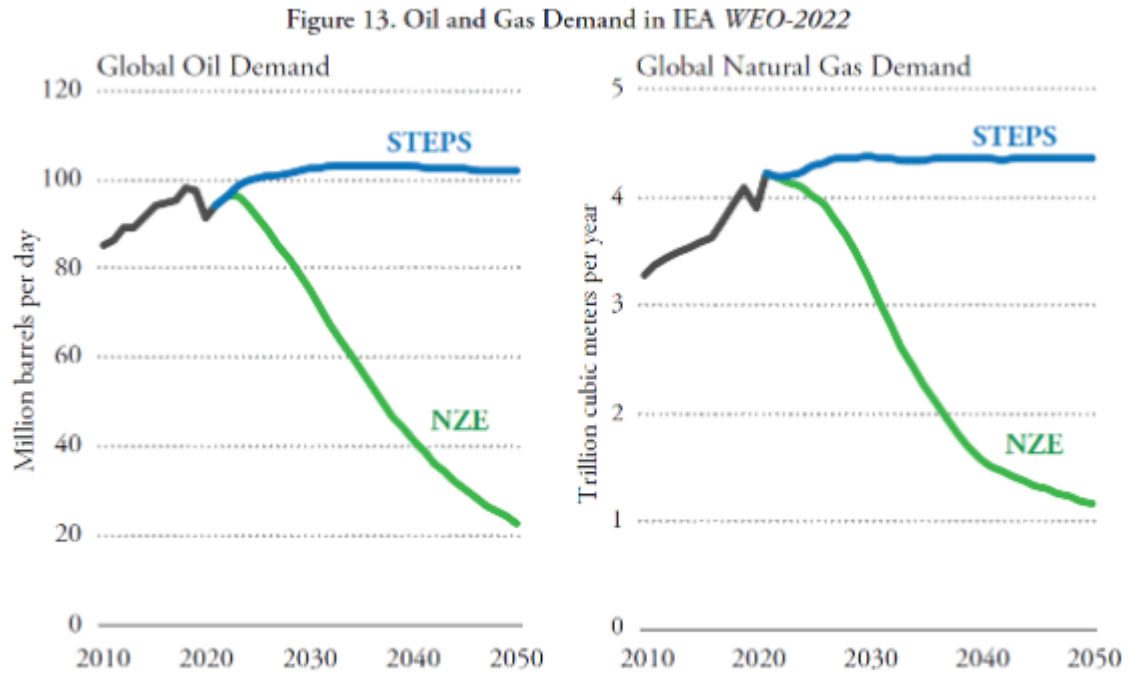
privetik/iStock

????????IEA????????Net Zero Scenario, NZE????????

????????IEA????????ESG??
????????

A Critical Assessment of the IEA’s Net Zero Scenario, ESG, and the Cessation of Investment in New Oil and Gas Fields.

????????????????NZE??2050????CO2????????????STEPS????????????
???



Source: Data from IEA, *World Energy Outlook* (2022) & *Outlooks for gas markets and investment* (2023). The data derived and estimated from graphs in the *WEO-2022* and the IEA’s gas report for the G7, as the IEA’s data tables only show scenario data for 2030 and 2050.

??NZE??

????????????????????2??IEA?N
ZE??STEPS??NZE????????
????????

??WTI????????????200????400????????
????????????MMBtu??15??30????????????????????????????????????



Rawf8/iStock

??6????????????????????ZDF????????????????
 ?????????????????NATO????????????????

????????????3??
 ?????????????????????



????????????????EF-2000
 Wikipedia??

????????NATO??10????????????????????

????????10??MAD????????????????
??????

????MAD????????????????????NATO??
????????????????????????????

????????????2014??
??

??????1????H?2013??
?H????????????????ZDF????????????

????????????S????????H????????????????????????13????????????????????????????????????
??
????????????????????????????????????

J??13????
????????????????????????????

??
??

?10??
??

??
??
??

??
?10??1????
????????????????????

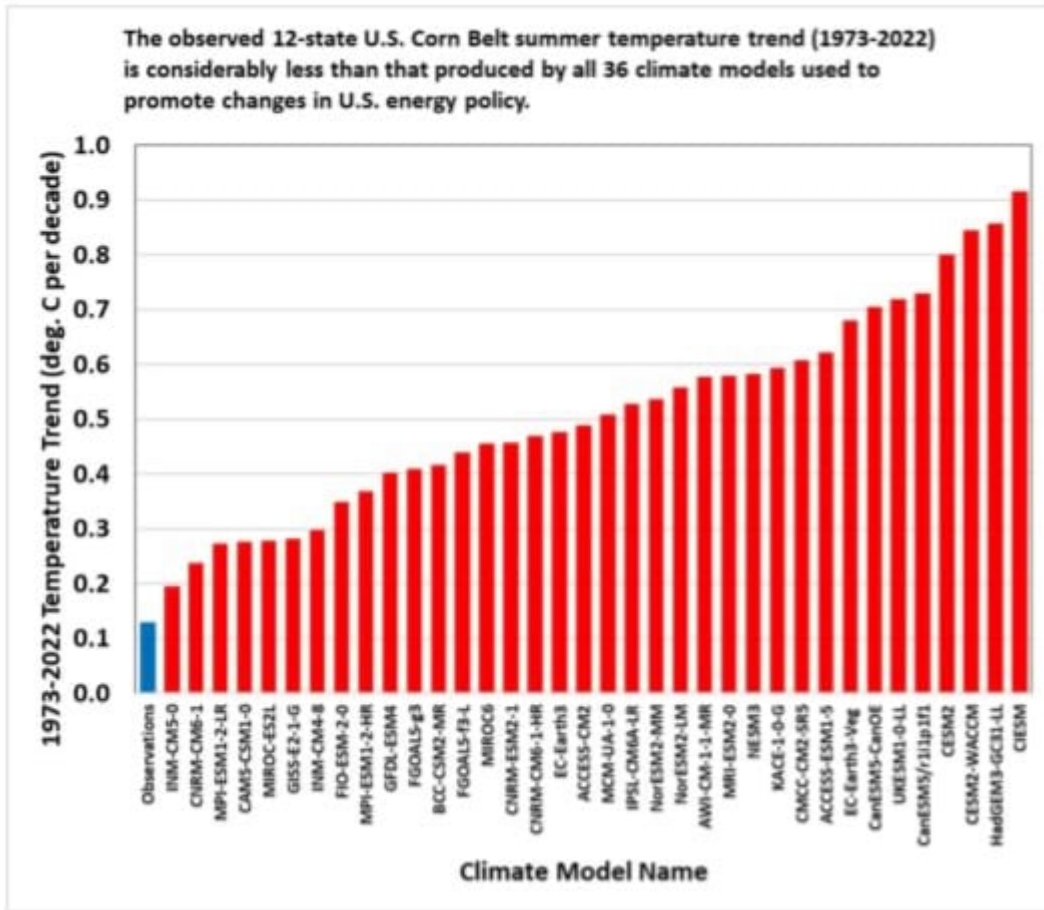
????????????????23????????????????2??
??

??
????????????????????????????

Posted in ???, ?? | [No Comments »](#)

????????????????????????????????

?? ?? · Friday, June 23rd, 2023



????????????????????????????????12????????????????????6??7??8????????1973????2022????50??????????
 ?????????

????????????10????0.1??
 ?????????????????????????????

??

??

???NOAA??

?

- ?????????????????????????????????
- ?????????????????????????????????
- ?????????????????????????????????

?????1kW?????????????????1kW??5000kW??
 ?????????????????????5000kW??????????????

??
 ???

???????????????

??BWR????????????????????
 ???????????????

??2013??
 ???????????????????????????

??
 ??????????

????????????????7????????????????????????????10??
 ??????

Posted in ????????????, ??? | [No Comments »](#)