

Global Energy Policy Research | GEPR

GEPR??
????http://agorajp.com/??

??

?? ? · Thursday, July 20th, 2023

??
????????????????G??COP????????????????????????????
??

??
??



NickS/iStock

????????????????????????????????????21??50??
????????

??

Nobel Physics Laureate 2022 Slams ‘Climate Emergency’ Narrative as “Dangerous Corruption of Science”

??????narrative??

??300????????????????????????????????????
????????????????????????????????

??300????????????????????????????????

??
????????????????????????????????21?5????????????????????????????

????????????

????????????????????????????????

????????????????????????

????????????????????
????CO2????????????????????CO2????
????????CO2????????????????????

????????????????????????

1??100??0.72??1979????????????????1.4
????IPCC????????3?5????????????????

2????CO2????????2ppm????????4????40????????????CO2????????IPCC????????
????????CO2????????????CO2????????????????????

????????????????CO2????200????????????IPCC????????????????????200
????????CO2????????5????????CO2?5????2ppm?????5????0.1ppm????????
????????????????????????????2ppm????????

????????????CO2????????????????????2009????????2021????????????
????2022????????????CO2????????????????

????????????0.1ppm????????20????????0.02ppm????????????
????????????????

3????????CO2????????????????????????????CO2????????
????????????

????????????????????????????????CO2????????????
????

????????????????????????????????IPCC????????????

??
????CO2??

1????CO2????CO2????2????CO2????????????????3????????????????????????????

3??1????????????????CO2????????????????????

????????1?2????????3??

??CO2????????????CO2??
????????????????????????CO2??

??1000????????1000????
??
????????????????????

??TV????????????
???????????? 10????????????????????

??
????????????????????GX??

??

??

Posted in [???, ????](#) | [No Comments »](#)

????????????????????????????

?? ?? · Wednesday, July 19th, 2023



Max Lirnyk/iStock

Electric Vehicles for Everyone? The Impossible Dream

BEV ICE BEV ICE HEV

EV ICE EV

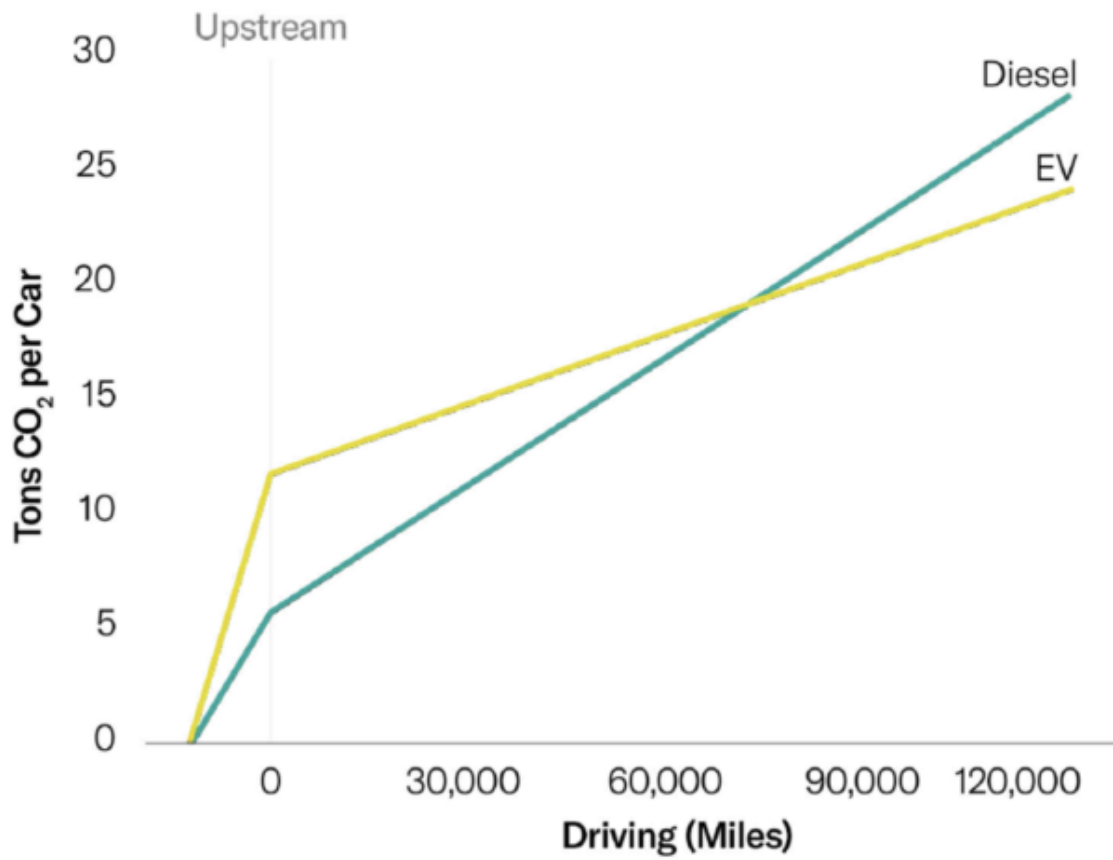
CO2 EV CO2

CO2

BEV ICE CO2

Figure 4

Life-Cycle Emissions: Volkswagen EV vs. Diesel



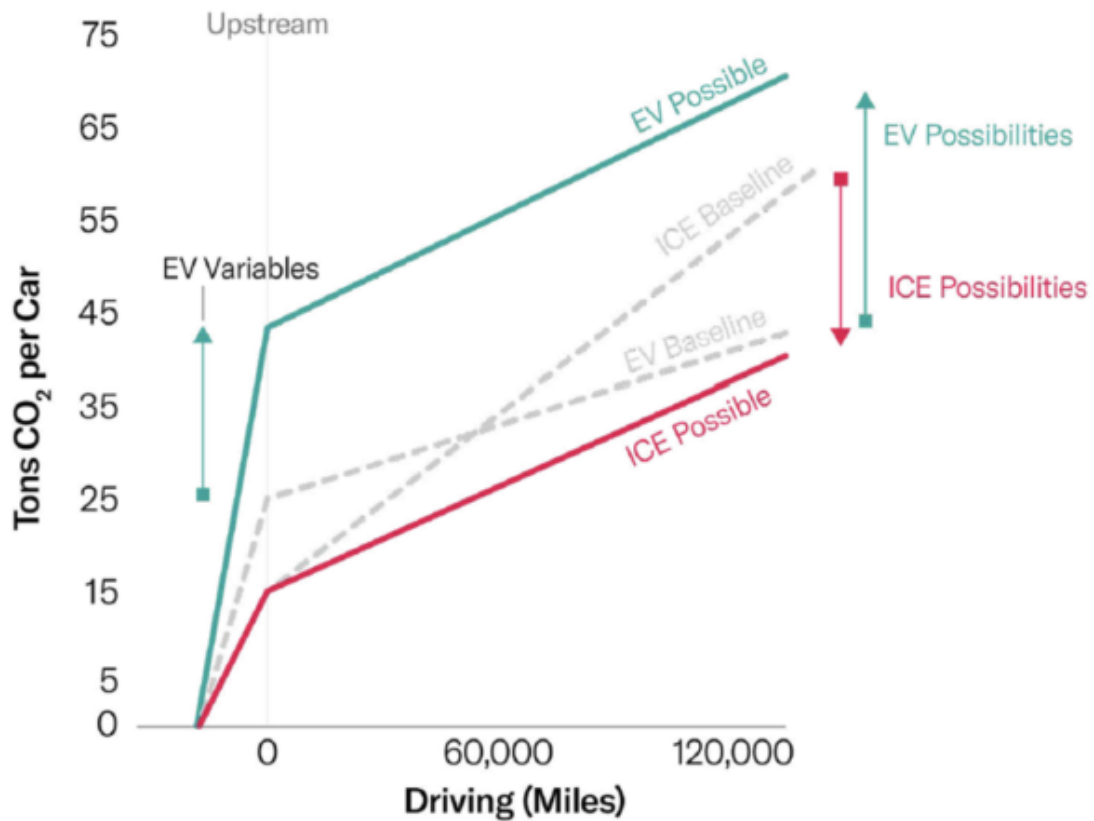
Source: Maciej Neugebauer, Adam Żebrowski, and Ogulcan Esmer, "Cumulative Emissions of CO₂ for Electric and Combustion Cars: A Case Study on Specific Models," *Energies*, Apr. 6, 2022

????????????????EV????????????????EV????CO2????????????????????????????????ICE????????????
????????????????

????????????????EV????????CO2????????????ICE????????????????????????????????????12????????
?EV???ICE???CO2????????????????????????????????

Figure 6

EV vs. ICE CO₂ Emissions: Scenarios with Known Unknowns



Source: Author's calculations from multiple data sources in this report; see Appendix

??????

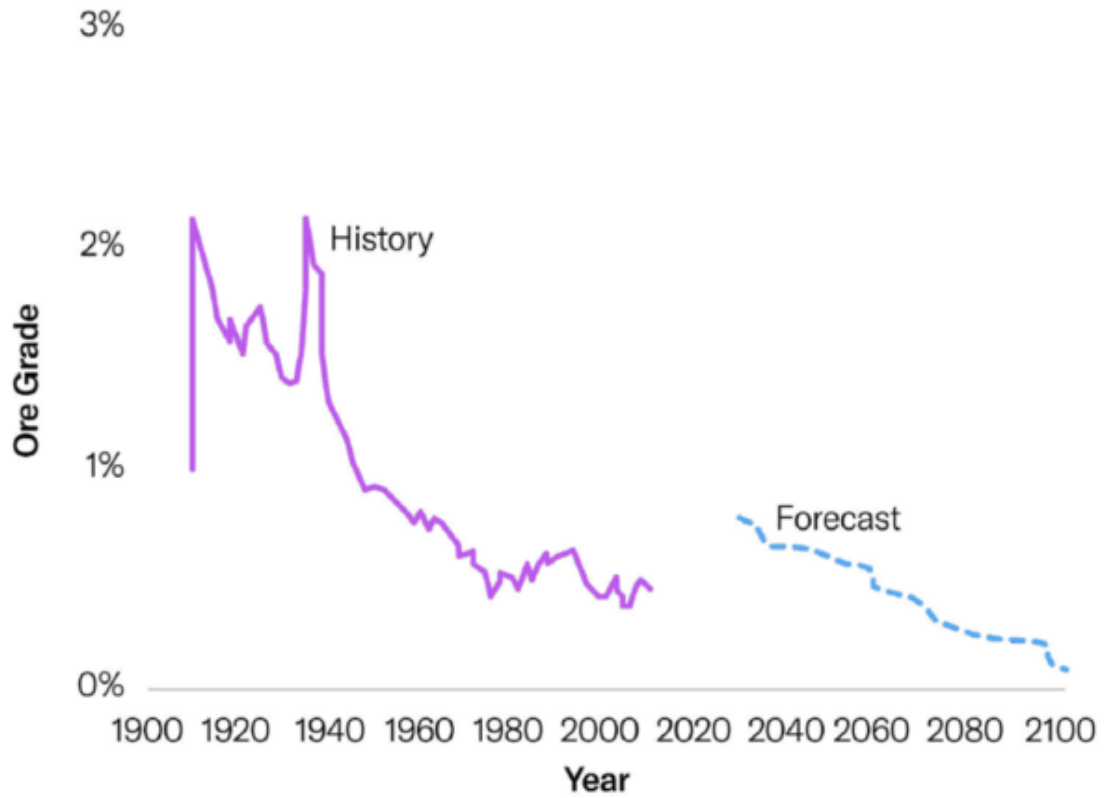
CO₂?????????1????????????????? EV??ICE????????????????????????????????????

??1?????????????????????EV??

?????????????????????????1??2?????????????????0.5??
 ??????????????????????

Figure 8

Two Centuries of Global Copper Ore Grades



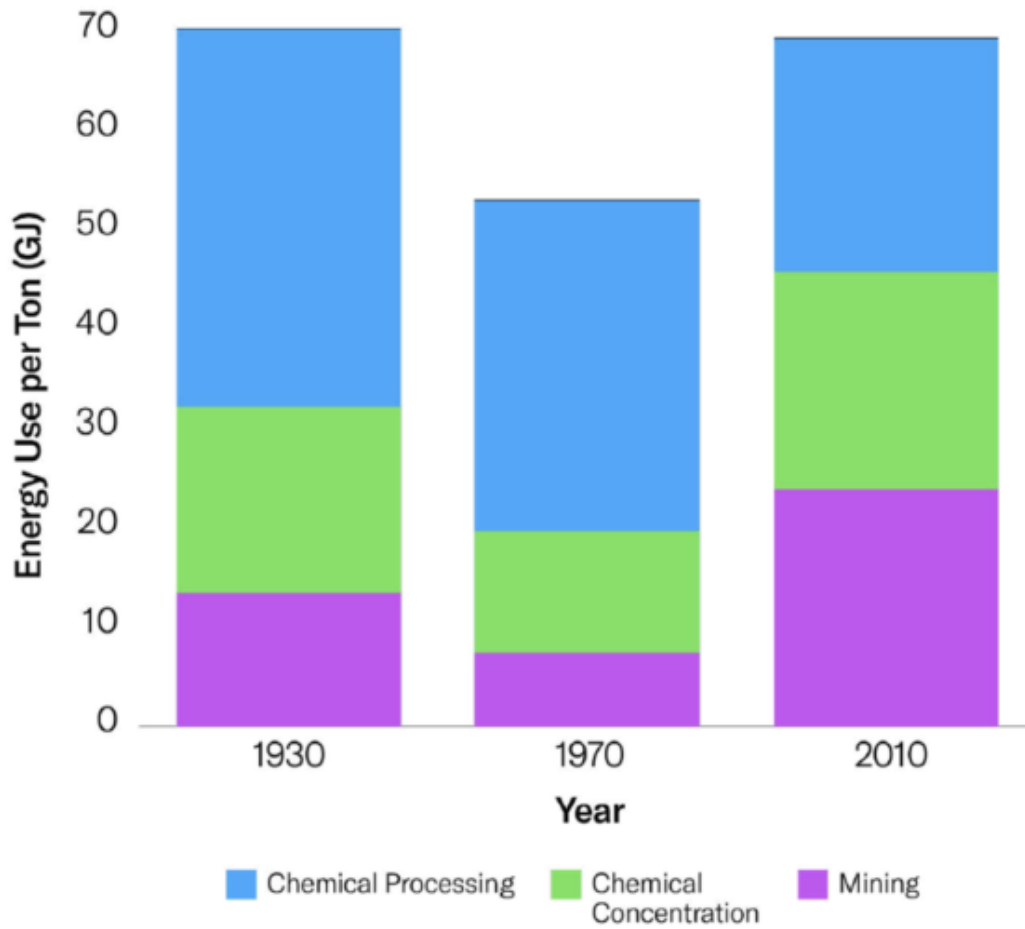
Source: S. Northey et al., “Modelling Future Copper Ore Grade Decline Based on a Detailed Assessment of Copper Resources and Mining,” *Resources, Conservation and Recycling* 83 (February 2014): 190–201

??

?????????????????mining?????????chemical concentration??BEV????

Figure 10

Copper Production: Technology Trends in Energy Use per Ton



Source: Nadine Rötzer and Mario Schmidt, "Historical, Current, and Future Energy Demand from Global Copper Production and Its Impact on Climate Change," *Resources* 9, no. 4 (April 2020)

????????????????

????????????????



??ICE?HEV????????????????????
??

?????EV???EV????????????????????ICE??EV??
????????????????????????CO2?????2??

ICE??
????????????CO2????????????????????????????????EV????????????????????

?



Posted in ?????????, ???, ????? | No Comments »

????????20????????

?? ?? · Sunday, July 16th, 2023



Douglas Rissing/iStock

??
 ???

7?11??Blackout-News??

????????????????10????????1????????????????????????????


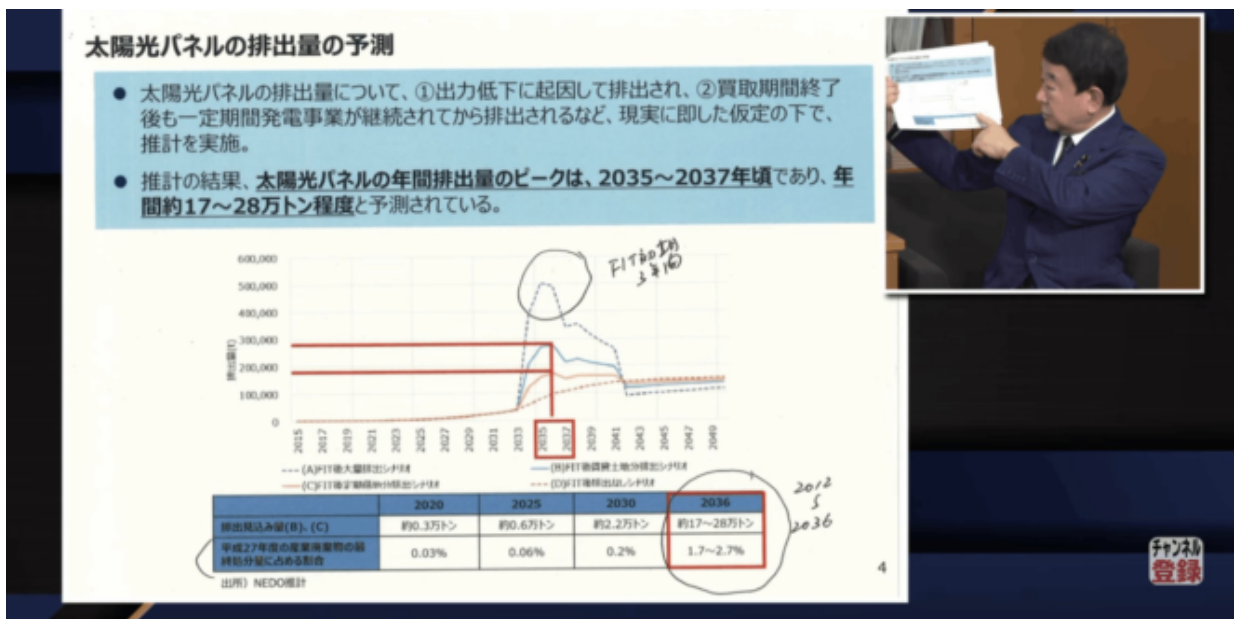
????????????????????????????????1????????????????????3????5????????????

????????????????????????????1????3????????????????????????????12????25??
????????????????????????????1????????????

??
????????????????????

????????????????????????????2030????????????????????????????????
??

????????????????????????????????2035????????????????2015????????????3%????
????????????1??

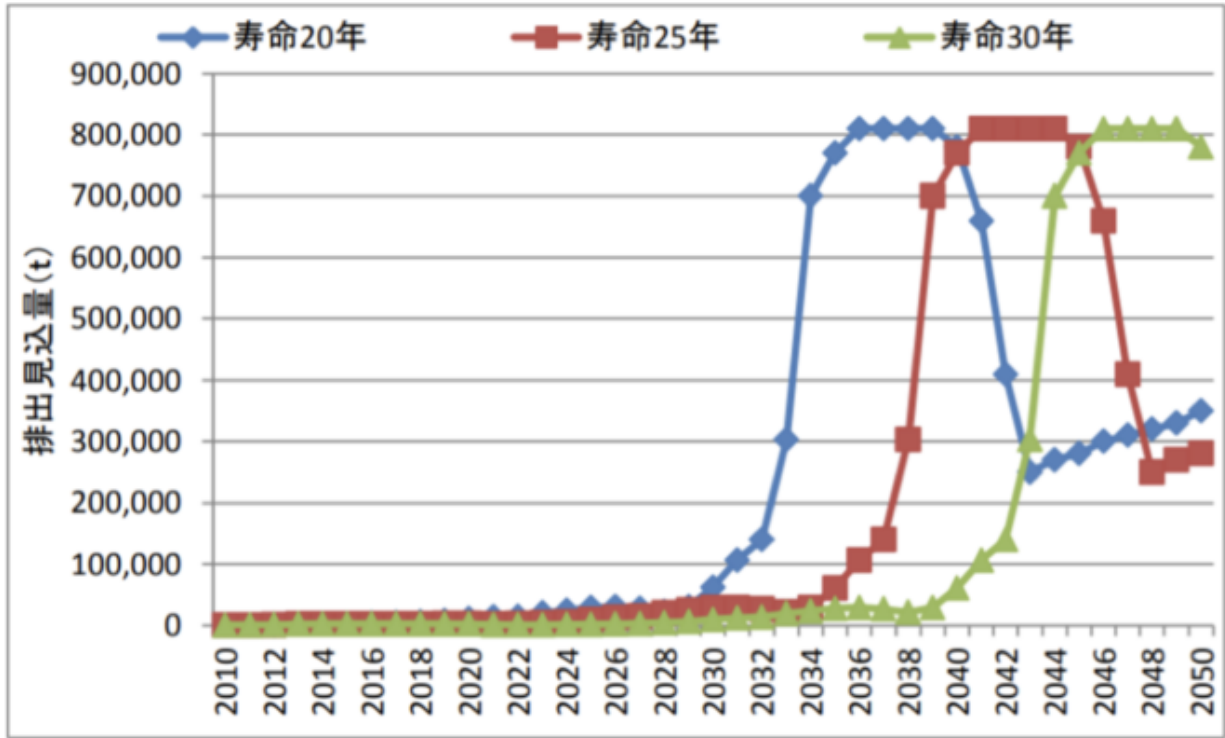


????????????????

????????????????446????????????????

????????????????9????????1????????????????????????????10%??
????????????????????

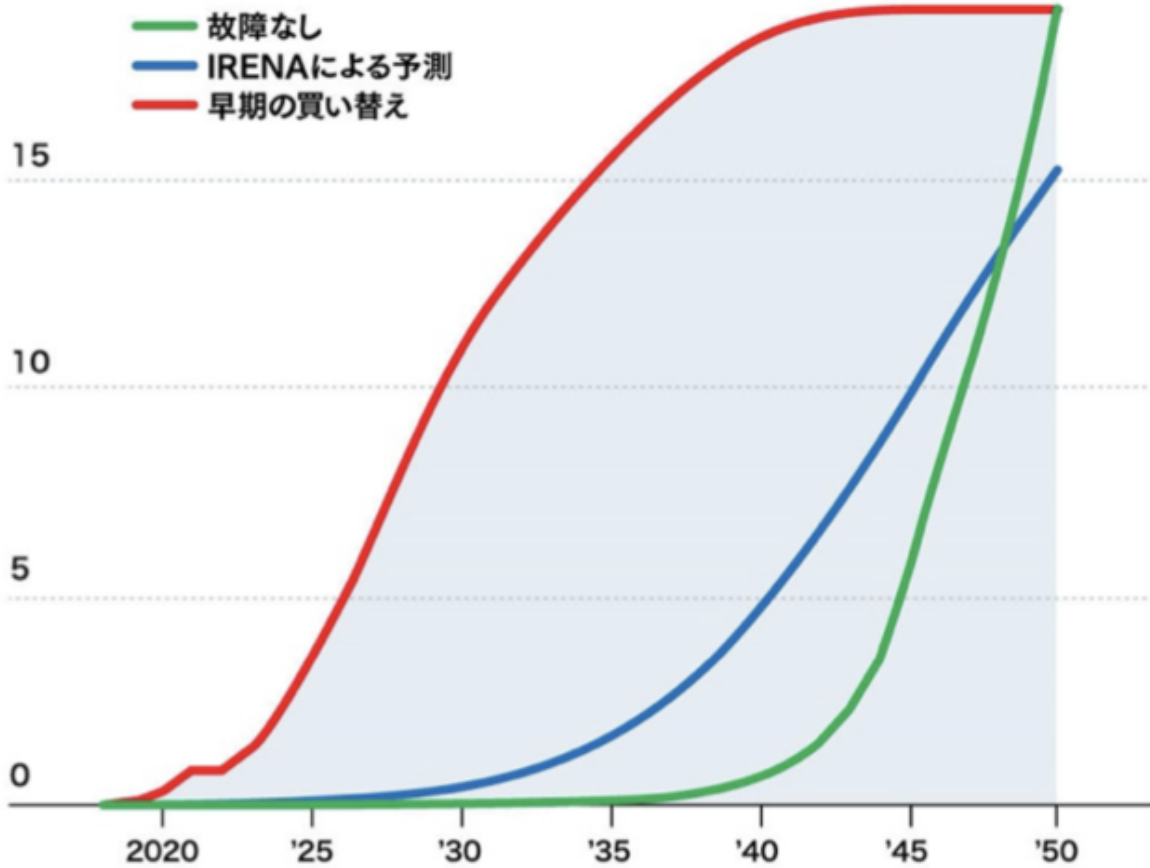
????????????????2035????????????2????????????????3??



????????????????????20?25?30??
 ??????

廃棄物の累計
 (発電容量ベース)

20ギガワット



3?????????
??DIAMOND ??????????

????????2035????????????????????????????????

????????????????????????????????PCB????????????????????????PCB?????????????
????????????????????????PCB????????????????

?PCB???

PCB??Poly Chlorinated Biphenyl????????????????????
????????????PCB??
??

?PCB???

??PCB?????????????
????????1968??43????????????????????????PCB?????????????
????????43?10??
????????????????????????????

?PCB???????

PCB????????????????????????????1972??47????????????????30?????????
????????????????????????????????????
??13?6?22?????????
????????????????????PCB ?????????????15?????????

1972??PCB????????????????????????PCB????????????????????2001??PCB?????
2004????????????????????JESCO????????????????????????????????30?????????
????PCB????????

PCB????????2016????????????????JESCO????????????????????????PCB?????
????????????????????????????????PCB????????????????????????????
????????????????????????????????

??

????????????????PCB??
????????????????????PCB????????????

????????????????????PCB????????????????????????????????????
????????????????????????????

PCB?????50??
???

??2
035??
???

??

??????????20?????????????????????????????????

?

????????????????

????????????????

?SDGs?????????

Posted in ??????????, ??? | [No Comments](#) »

??

?? ??? ?? · Sunday, July 9th, 2023



Grafissimo/iStock

2010??71????????????????????????????????????67????
 ???

??

????????????????????????????????????207??1????????????
 ?????????????????6000????????????????????????????514????????????????????????????????????

????1??
 ???

??

????????????????????????20??
 ???

????????????????????????????????????12??
 ??

??
 ???
 ???????

??
 ???

??

??21??
??
??
????

??“????”????????????
??

????22?2??
????????????????23????

??
??????

??
????????????200??????

??YouTube??
??

????????????????????22?6??48????????????
??4??

????????????????????????????????????

????????????????6????????????????????2??
??

??
????????????????????????

????????????????????????GPS??
????????????????

??2??YouTube?1????
????????????????1????????????????????????????

??
??
????????????????????????

??

????????????2??7?3????2??
??

????2??
??

??

Posted in ???, ?? | No Comments »

????????????????

?? ?? · Thursday, July 6th, 2023



Pixelci/iStock

??
???

????????????????????“????????”????

??

????????????????????????????LCA²¹⁾????CFP²²⁾????????????????????????????????????
????????????????????????????????????“????”????????????

- ????????????????
- ???????????????? ???? ?????
- ????????????????
- ?????
- ????????????????
- ???????????????? ???? ?????
- ????????????????

????????????????????????????????

1?LCA?????????2?CFP?????????

????????????????????3??
????????????????????????

??
??
?

??

??
??
?????

?????????ESG?????????ESG?????????????E????S????G?????????????ESG????????????
?????????????????????ESG??

??
??
??

??

??CFP??
??
??

??
??

???????

??
??

??
??

??CFP????????????

??
??

??
??

??CO2????×????????????-????????????????????????????????????
??

??1????????????

??CO2????×????????????-????????????????????????
??

4/24??

??
????????????????????????

?

????????????????

????????????????

?SDGs????????

Posted in ??????????, ??? | No Comments »

????????????????????????????????????

?? ?? · Tuesday, July 4th, 2023



xijian/iStock

??IEA????????????Net Zero Scenario, NZE????????????

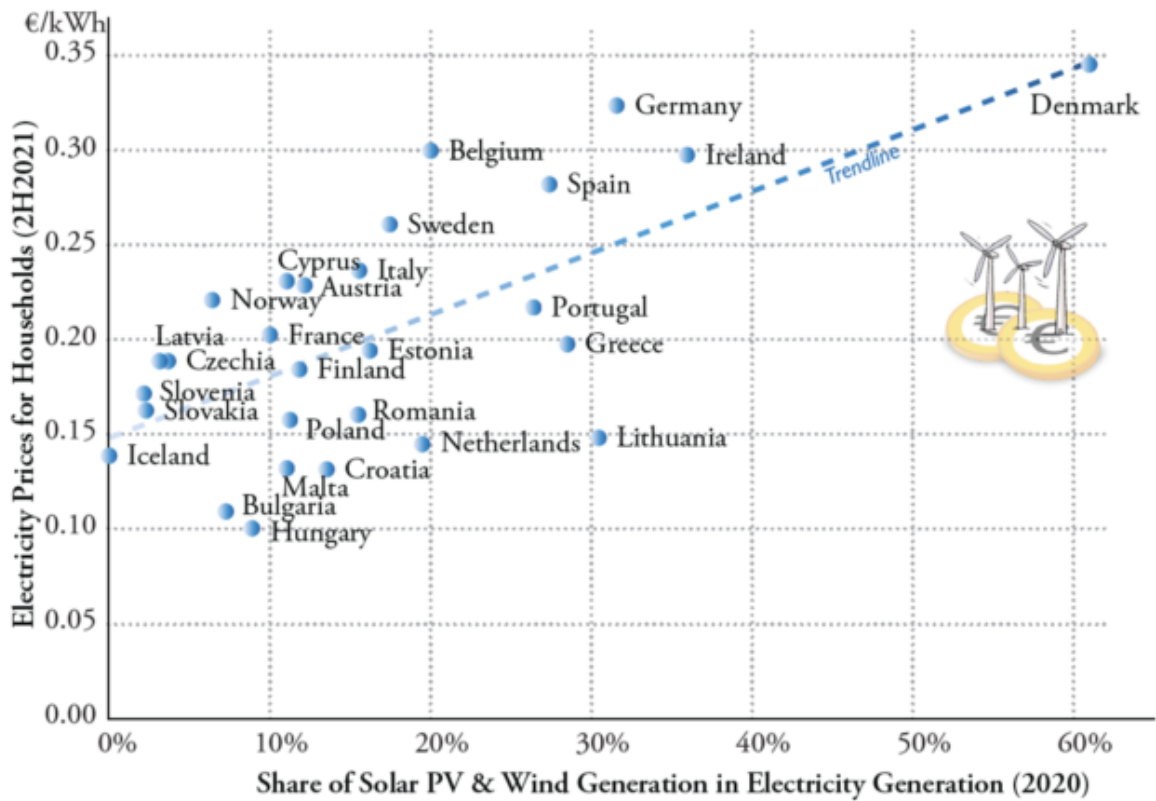
A Critical Assessment of the IEA’s Net Zero Scenario, ESG, and the Cessation of Investment in New Oil and Gas Fields.

??PV??
????????????

??PV??PV????????????????????????????
????????????

????????????????PV??PV????????????????????
????????????

Figure 46: Solar and Wind Penetration and Electricity Prices in Europe

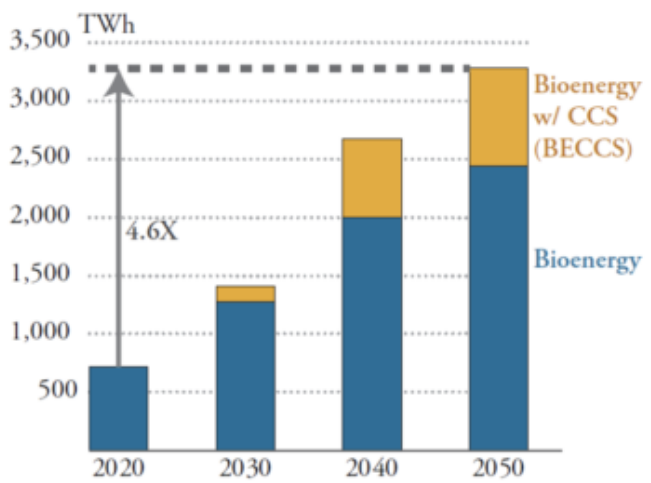


Source: Energy Policy Research, Eurostat, IEA

??

IEA?NZE??2050??
????????????????????????????????

Figure 23. Bioenergy for Electricity Generation in NZE



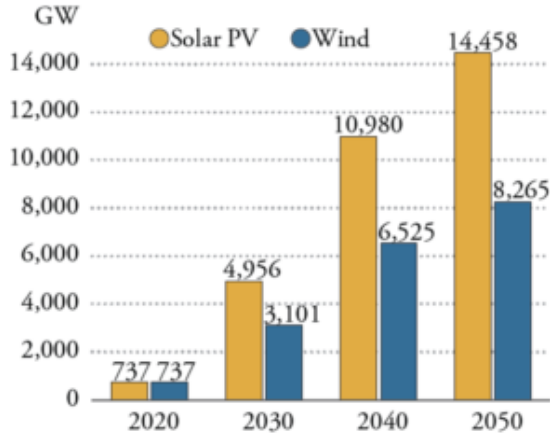
Source: IEA, Net Zero by 2050 (2021)

Figure 24. Global Land Requirements for Bioenergy for Electricity Generation in NZE



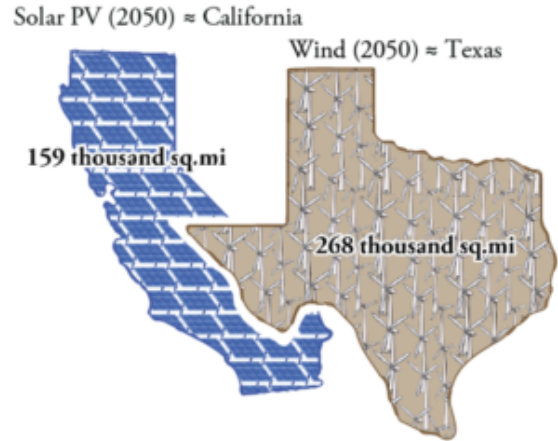
Source: Energy Policy Research. Land requirement calculations made using FreeingEnergy.

Figure 25. Global Solar and Wind Capacity in NZE



Source: IEA, *Net Zero by 2050* (2021)

Figure 26. Global Land Requirements for Solar/Wind Farms in NZE



Source: Energy Policy Research based on NZE
Assumes sufficient/optimal grid infrastructure (transmission, storage) and current rate of efficiency

	万 km2	日本 = 1
メキシコ	197	5.2
フランス	55	1.5
カリフォルニア	42	1.1
テキサス	70	1.8
日本	38	1.0

????????????????????????????????

PV???1??
?????2??
??????5??

????

????????????????????????????????1244?km2?????6??1??
 ???

??

?



Posted in ??????????, ???, ????? | No Comments »

????????COP28????????????????????

?? ? · Monday, July 3rd, 2023



CHUYN/iStock

????????G7????????????????????

????????

- 2025?????GHG?????2050?????10?????
?????IPCC?????2030?43%?2035?60%?????
- 2030?NDC?????GHG?????LTS?1.5?????2050?????
?????COP28?????2030?NDC?????2050?????

????????

?????G20?????1?30?12?12?COP28?????G7?????
?????6?5?15?????

?????EU?????LMDC?????

?????LMDC?????

?????2030?45?????10?????
?????COP27?????LMDC?????

??COP28?????GST?????GST?????
??2023??5?????COP28??GST?????

GST?????3?????

????2021?11?????IPCC?6?????
?????3?????

??GST?????
???

GST?????IPCC?6?????
?????1.5?????GST?2025?????

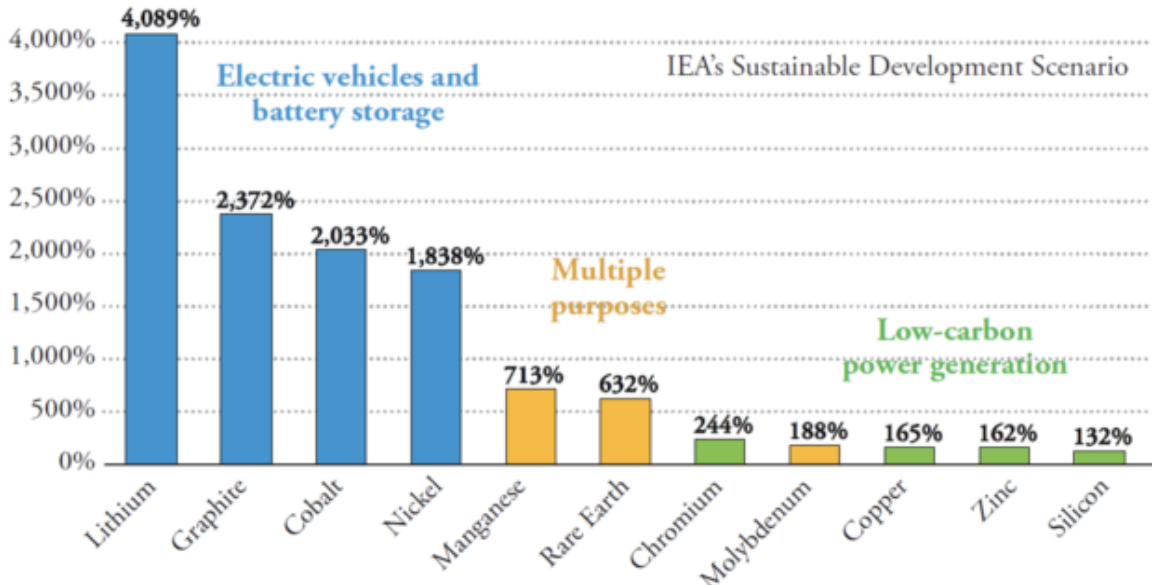
?????2024?????
??2020?????1000?????2030?????6?????
?????GST?????

?????IPCC?6?????IPCC?????2025?????2030?43?2035?6
0?????2019?????GST?????

?????TWN?Third World Network??IPCC?????

- IPCC?6?????3?????2,425?????1,202?????
?????
- ??????UNFCCC?????
?????...?????
?????

Figure 33. Required Growth of Critical Mineral Supply (IEA's SDS scenario, 2020–40)



Source: Energy Policy Research, IEA, *The Role of Critical Minerals in Clean Energy Transitions* (2021)

EV??60kWh????????????????????????????????
 150??200????????????????????

Table 13. Battery Chemistry by Content, Kg (60 kWh Lithium-Ion)

Mineral/Metal	NMC811	NMC523	NMC622	NCA+	LFP
Lithium	5	7	6	6	6
Cobalt	5	11	11	2	0
Nickel	39	28	32	43	0
Manganese	5	16	10	0	0
Graphite	45	53	50	44	66
Aluminum	30	35	33	30	44
Copper	20	20	19	17	26
Steel	20	20	19	17	26
Iron	0	0	0	0	41

NMC811 Nickel (80%) Manganese (10%) Cobalt (10%) **NCA+** Nickel Cobalt Aluminum Oxide
NMC523 Nickel (50%) Manganese (20%) Cobalt (30%)
NMC622 Nickel (60%) Manganese (20%) Cobalt (20%) **LFP** Lithium iron phosphate

Source: Bhutada, G. VC Elements

EV??7000????????????????
 100????????????????????EV????????????????????

?



Posted in ??????????, ???, ????? | No Comments »

????????????????????????????????

?? ?? · Sunday, July 2nd, 2023



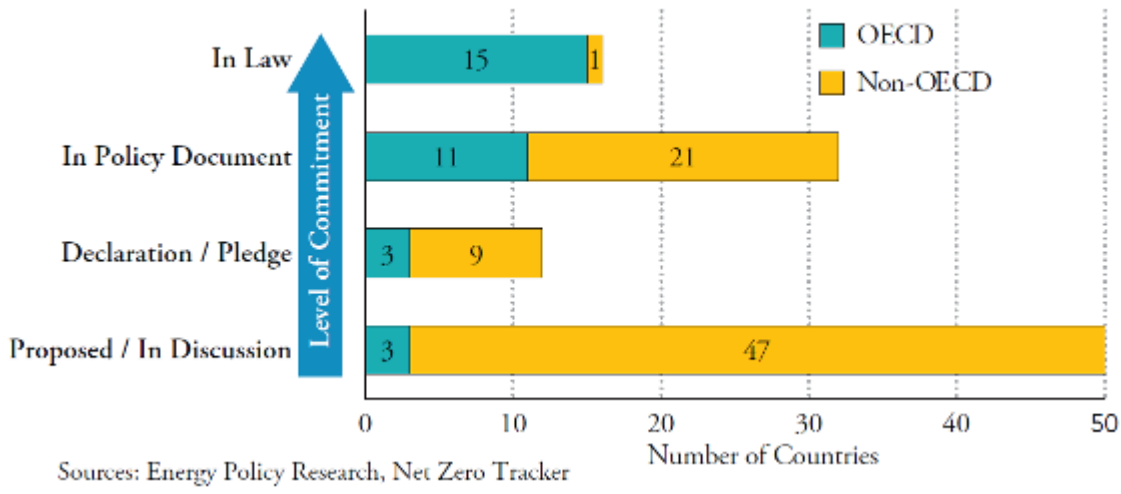
A Mokhtari/iStock

IAE Net Zero Scenario, NZE

A Critical Assessment of the IEA's Net Zero Scenario, ESG, and the Cessation of Investment in New Oil and Gas Fields.

OECD 2050

Figure 49. Two-Speed Transition: Net Zero by 2050 Level of Commitment

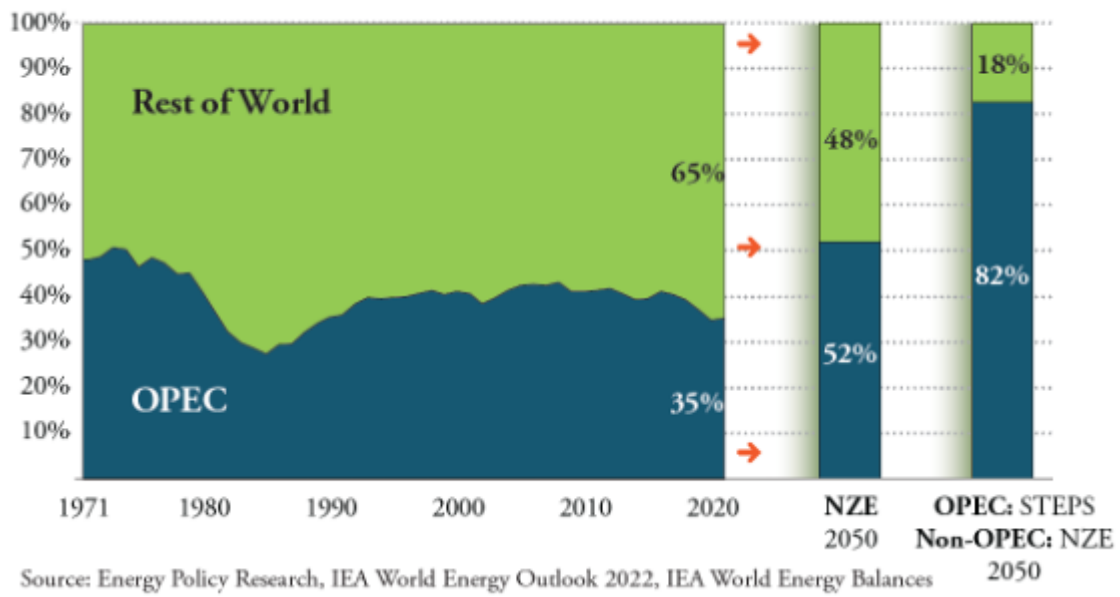


IEA NZE OPEC 35% 52% 1973

NZE OPE

OPEC NZE OPEC NZE STEPS OPEC 82%

Figure 17. OPEC Share of Global Oil Production

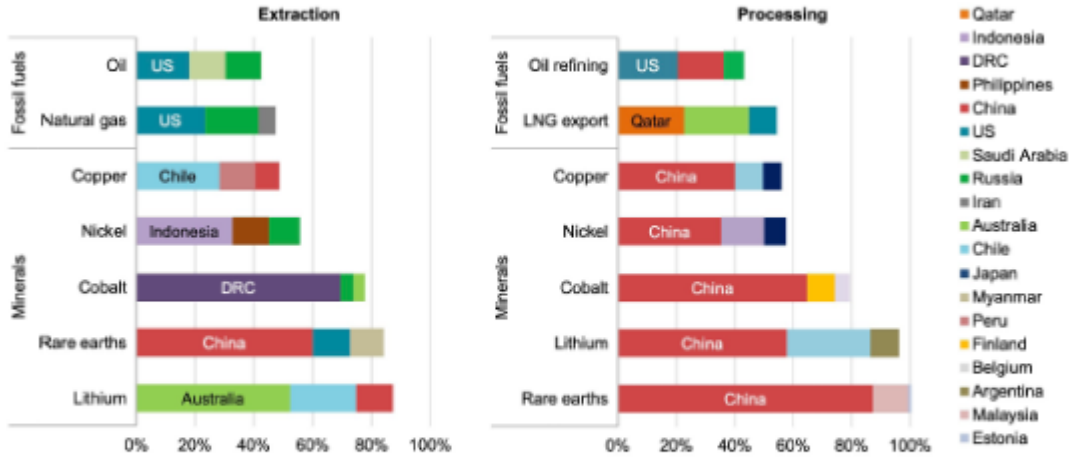


????????????????????????????????????OPEC??

NZE????????????PV????EV??
??

????????????OPEC????PV????EV??

Figure 18. Share of Top Three Producing Countries in Production of Selected Minerals and Fossil Fuels, 2019



Source: IEA, The Role of Critical Minerals in Clean Energy Transitions (2021)

OPEC????????????????????????????????????NZE??
??? NZE??

?

12????????????34????????????????????????????????????

????????????3????????????????7????????????12????????????4????????????

??



????????3?????4??

???????

?????????

????34????????2012??2???

????????????????

??10??????

2022??????????????????

10??

??

??

??????SRZ-1200

??GX????????????????????

??8??
??
??????????????

????????????PWR??SRZ?1200????????????????
??

??

????????5????1????????IT??

1??SRZ?1200?120?kW??2????????????????????????????6200????????

??GX????????????????????????????
??????????????

??

Posted in ?????????, ??, ????????? | No Comments »

IEA????????????????????????????

?? ?? · Saturday, July 1st, 2023



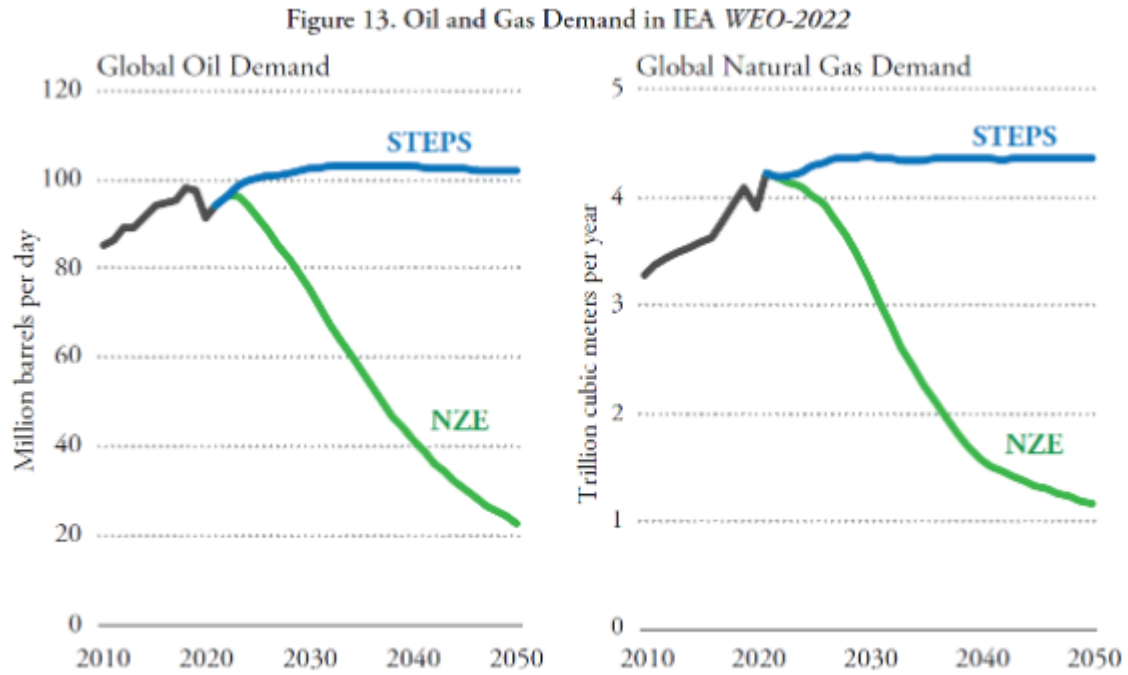
privetik/iStock

????????IEA????????Net Zero Scenario, NZE????????

????????IEA????????ESG??
????????

A Critical Assessment of the IEA’s Net Zero Scenario, ESG, and the Cessation of Investment in New Oil and Gas Fields.

????????????????NZE??2050????CO2????????STEPS????????????
???



Source: Data from IEA, *World Energy Outlook* (2022) & *Outlooks for gas markets and investment* (2023). The data derived and estimated from graphs in the *WEO-2022* and the IEA’s gas report for the G7, as the IEA’s data tables only show scenario data for 2030 and 2050.

??NZE??

????????????????????2??IEA?N
ZE??STEPS??NZE????????
????????

??WTI????????????200????400????????
????????????MMBtu??15??30????????????????????????????????



Rawf8/iStock

??6????????????????????ZDF????????????????
 ?????????????????NATO????????????????

????????????3??
 ?????????????????????



????????????????EF-2000
 Wikipedia??

????????NATO??10????????????????????

????????????????????

??1933????????????????????????????????????100??37??

??

??1??30????????????????????????????????

??

6??



????????????????????

NHK??

????????????????????3??

??2??

????????????????????3??

??41??41????????????????????????????????????50????????????????????????????????2? ?????????????????????????????????

????????10??MAD????????????????
??????

????MAD????????????????????NATO??
????????????????????????????

????????????2014??
??

??????1????H?2013??
?H????????????????ZDF??????????????

????????????S????????H????????????????????????13????????????????????????????????????
??
??

J??
????????????????????????????

??
??

?10??
??

??
??
??

??
?10??
????????????????????????

????????????????23????????????????2??
??

??
????????????????????????????

Posted in ???, ?? | [No Comments »](#)

????????????????????????????????

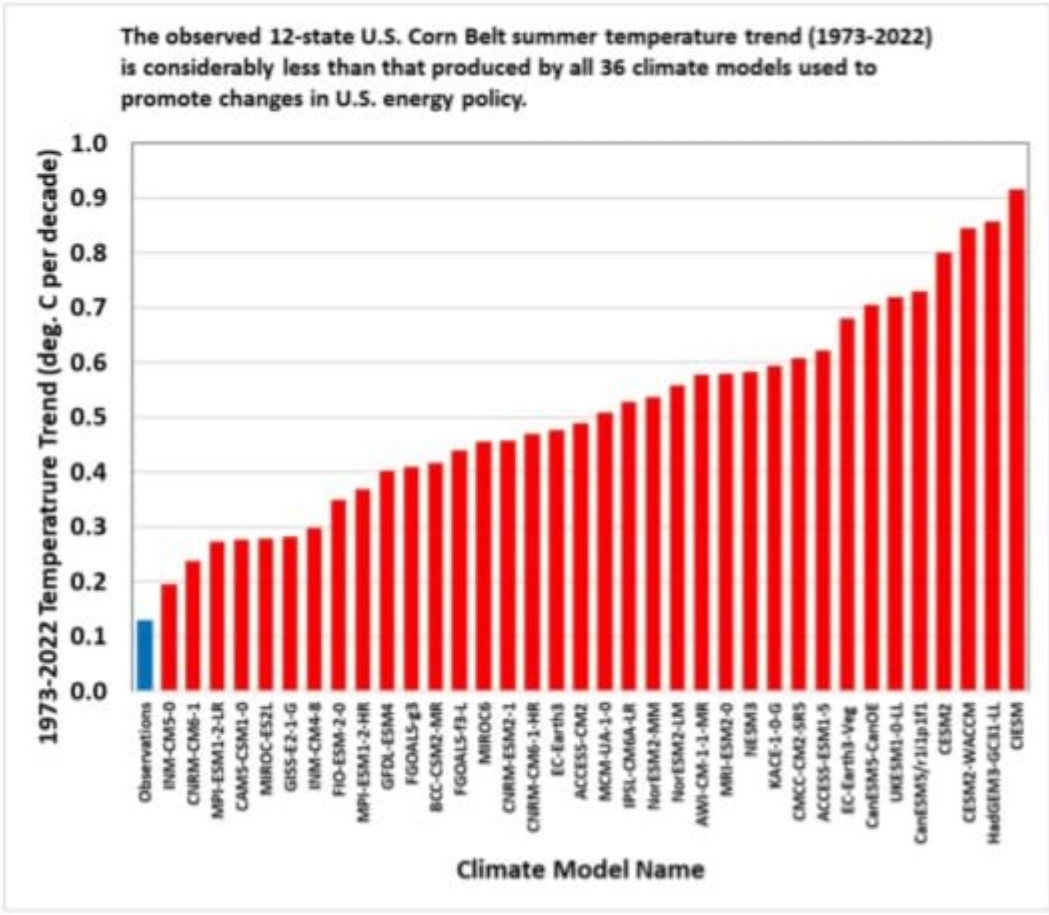
?? ?? · Friday, June 23rd, 2023



feellife/iStock

IPCC??
???NOAA??

????????NOAA????????????????????IPCC????????36?CMIP6????????????SSP245????????
??



????????????????????????????????12????????????????????6??7??8????????1973????2022????50??????????
??????????

????????????10????0.1??
??????????????????????????????

??

??

???NOAA??

?

- ??????????????????????
- ??????????????????????
- ??????????????????????

?????1kW?????????????1kW??5000kW??
 ?????????????????????5000kW?????????????

??
 ???

??????????????

??BWR????????????????????
 ??????????????

??2013??
 ??????????????????????

??
 ????????

????????????????7????????????????????????????10??
 ??????

Posted in ??????????, ??? | [No Comments »](#)

????????????????????

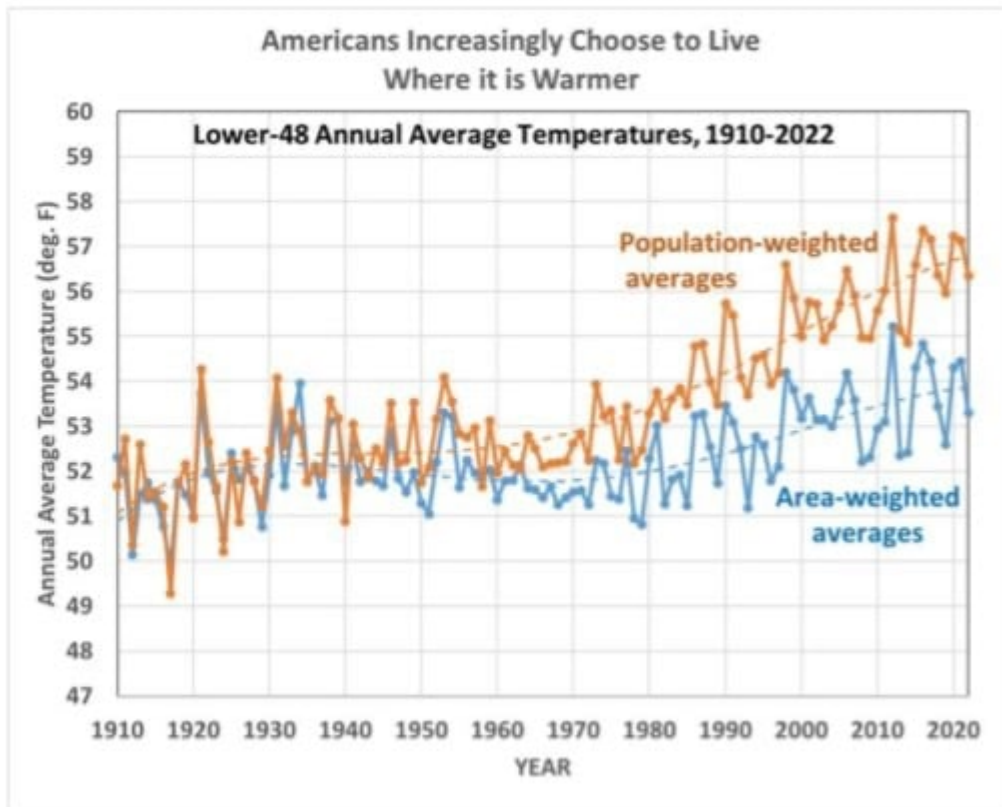
?? ?? · Sunday, June 4th, 2023



Darwel/iStock

????????????????

?NASA????????????????????????????????????



????????48????????????????????48????????????????????1????????????????????2????
?????

??
????????????????????????????

????????????????????????

????????????

?

????????????????_?? ?????????????????????



Posted in ???, ????? | No Comments »

????????????????????????????????

?? ? · Monday, May 29th, 2023

????????????G7????????????5??1??
??G7????????????????

?????G7??
????????????????????????????????????1.5?2050????????????????????????????



spoooh/iStock

“The Energy Transition Confronts Reality” 2023 1 23

- RePower EU
- 2022
- 2021
- LNG
- 100

????????????????80%??
??How The World Really
Works????4??
????????????????????????????????1????????????????????????????5????
??80????
????????????????????????????????

- ???
??
??
??GDP????50?
60??
??
- ???Big Oil????Big
Shovel??S&P????205
0????????????????????????????2????????????????????EU????IEA????
??16?25????
????????????????????????????????
- ???

??1.5?2050????
????????

??G7?1.5?2050????
??

Posted in ??????????, ??? | [No Comments »](#)

????????????????????

?? ?? · Sunday, May 28th, 2023



sasun bughdaryan/iStock

????????????????????

??3????????????????

????????1??5?19????????6????????????????????????????

????????????2????????????????????????????



??????

????????????

3??????

????????2020?11????????????2????????

????????NUMO????????????2????????

??
??

??
??

??NUM
O????????????????????

?????3????????????NUMO????????2????????????????????

???100????????????

?2????????????

?2????????????????10????NUMO????????????????????
??

????????????????????

????????

??

??

?????????3????????????

????????????NUMO?????25?10????????????

????????????????100????500????????????
?????1718?????792????743????183????

??
????????????????????20????????????

???????

?????4?28????????????8????????

????????????NUMO?100????????????100??
????????????

??????????—??????????

??
??????????

????????????????????????????????100????????????????????????????

????????????????????????????GX????????????????????????????????GX??????????

Posted in ???, ?????????? | No Comments »

GX????????????????

?? ?? · Saturday, May 27th, 2023



PhonlamaiPhoto/iStock

????????????????GX???²¹?5?12????????????????????10???20????GX????????????GX????????
????????????????????????????????10???150????????????????????????????????????

????????????????????????????????8????????????????²²????????????????????
??
????????????????????????????????????

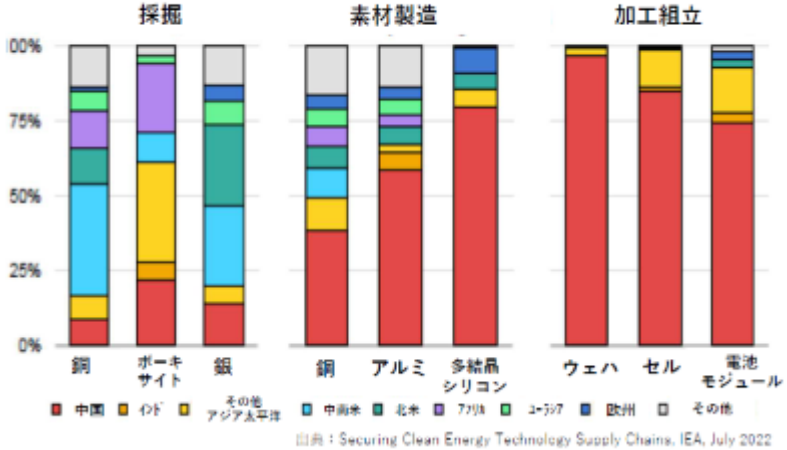
GX????????

??
????????EV????????????????????GX??
????????

????????????????2022?????????????5????????????????????IEA??????²³⁾???????????????

????1??

図1. 太陽光モジュールの部材製造シェア

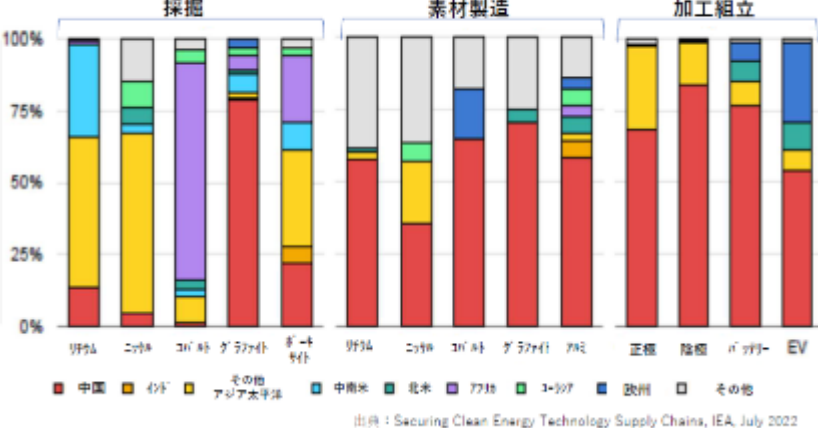


??
??

??8????????????????????????9????????????????????????
??
??????????????????

????????????????????????????????EV??
???

図2. EV・バッテリーの部材製造シェア



??
??

??6????????????????????
?

??EV????????????????????
??

??GX????????150
??

??GX??????????

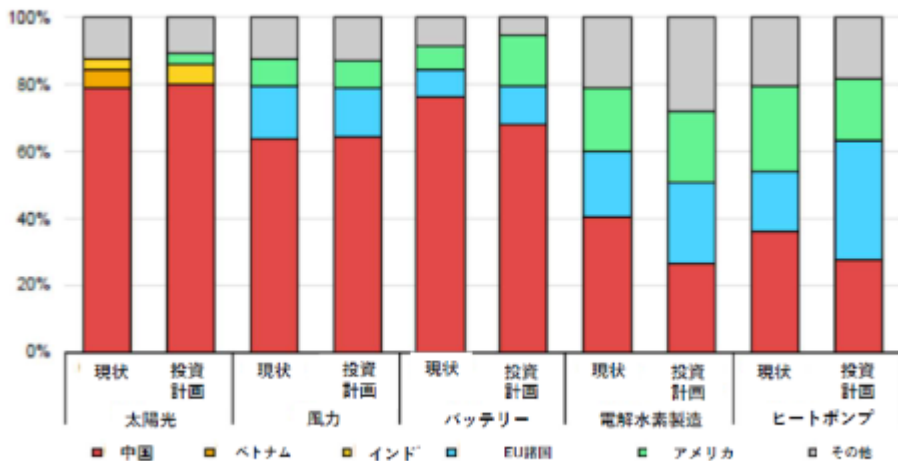
??ENECO????2012?6??
?????Q??
?????????

????????????????????5800??
??
??
??²⁴?

??
??

????????????????????????????????????3????IEA??
????????????????????????????2030??

図3. グリーン技術製造の地域集約度ー現状と将来



出典：The State of Clean Energy Technology Manufacturing, IEA, May 2023

??20?40????????
?10????????????????????70?80????????????????????????????

??
????????????????????

??????????

??
??
??

??
??

??⁵
??

?

?1??

?2??⁸⁵??2020??????????84??2019??????

?3?“Securing Clean Energy Technology Supply Chains”, IEA, July 2022 / “The State of Clean Technology
Manufacturing”, IEA, May 2023

?4?Reuters, 2011?1?17?

?5????????????????????WTO??
??

Posted in ??????????, ??? | [No Comments »](#)

G7????????????????????CO2??

?? ?? · Wednesday, May 24th, 2023

????????COP????????????G7??
??



????
????2050????CO₂??
??1.5????????????????
????????????????

??
????????????????

????????????CO₂????????????????????????????
????????????CO₂????????????????????????CO₂????????????????????????????????



??CO₂????????????????????????????????

??CO₂????????????????????????????????
????????????????????????????????????

?????60??CO₂?????????????

??????????????

1960??SO₂????????????????????????????????
??SO₂????????????????????????????????

??



??1960?????????????????????????
????????????????????????????????

????????????????????SO₂????????????????????SO₂????????????????????

??SO₂????64????????????????????
??

??
????????????????????????????????puff??
??????

??
??????????

??????????????

????SO₂????64????????????????CO₂????????????CO₂????????????44????????????N₂?79????
O₂?21????????29????SO₂????CO₂?50????????

??CO₂????????????????
????????????????????????????????

????CO₂??
????????????????????????

??
???CO₂????????????????????CO₂????????????

????????????????



???Twitter by True Science PEng, DFP, ADFS, MA, MBA



??????CO₂????50%

????????????????????????????????3300m????????????????CO₂????????????????????????????

????????????

????????????

????????????

??

??

????????G7????????????

??SO₂????????CO₂??

??

????????

????????CO₂????????3????????????????8??

????????0.00X????????

CO₂ ?

?

?????

CO₂ CO₂ CO₂ ?

CO₂ CO₂ CO₂ C O₂ CO₂ CO₂ ?

CO₂ CO₂ CO₂ CO₂ CO₂ CO₂ 80 CO₂ 1000ppm ?

Posted in [???](#), [?????](#) | [No Comments](#) »

????????????????????????????????

?? ??? · Monday, May 22nd, 2023



Wikipedia??

G7??????????

G7??

??2????????????????START????????????????????????????????
????????????????????3??2035????????????4????????????????
??

??

2010????????????????????????

????????????????2009?9??PMDA????????
????????START????????????????????????????????34????????????????????1?7????????????
????????????

????????????????????????BN600???BN800????????????MOX????????????

??
????????????????????Jr.????2007????????MFFF???MOX????????????????MOX????????
???

????????????????????????

2009??
????PMDA????????????????

??MOX????????????????????????????
????????2012??MFFF????????????????????²¹????MOX????????????

??2014????????????8????????
????MFFF????????2016?2????????????????????????????????
????????3????

????????????????????10??PMDA????????????????????
????????????????MOX????????????BN800????????BN600????MOX????

??MFFF????????????????????1?7????????PMDA????
??MOX?
????????????

??

??IF??????

MFFF????????????78????????1????????
????????????PMDA????????

??1????731????????10??
????????????????????1??????????????

??IF????MFFF??
??
?PMDA??

PMDA??

??
??

?

?1??
??

Posted in [??](#), [??????????](#), [??](#) | [No Comments](#) »

??

?? ?? · Saturday, May 20th, 2023

????????????????????2035????????????????????????????EV????????????????????????????

????????????????????????



Allkindza/iStock

??????????

??4?12??

FACT SHEET: Biden-Harris Administration Proposes New Standards to Protect Public Health that Will Save Consumers Money, and Increase Energy Security

??????????

- ????CO₂????2????100????CO₂????????????????????????????????
- EV1????????????12,000????????????????????200????????????????????????????
- ?????????????2032????????????????SUV????????????67????????????????50????????
????????35????????????????25????????

??3????????????????

- CO₂????????????????????????????????????5000ppm????????????????????1000ppm????????????????
- ?????CO₂??430ppm??
- EV1????????12,000??
- ???
- ?????????????????XL??
??
????????????????

??

2032 EV EV 78

EV EV 78

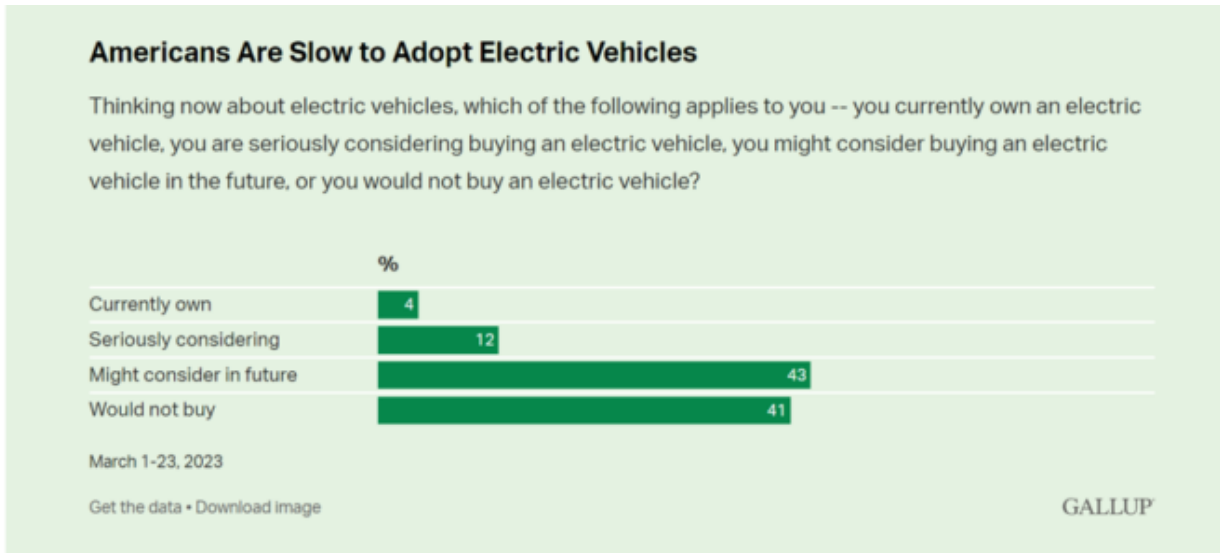
????????

????????

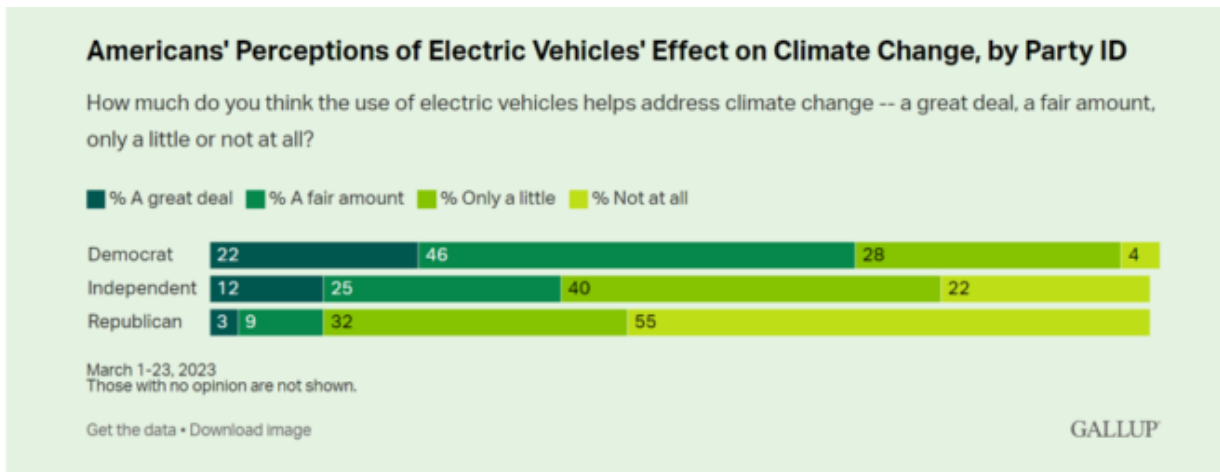
Most Americans Are Not Completely Sold on Electric Vehicles

????????

- EV 4 12 43 41
- 43% EV 41%



- EV 77 EV
- EV 22 EV 3 2 EV
- 55% 32%
-



??

??
??????????

??????????

57??2026????10??EV????????????????????150?????
???????

??????EV????????????????????????????????FCV????????????????????HV????????????????????????????????
????EV????????????????????

Posted in ????????????, ???, ?? | No Comments »

IPCC?????63????????????????????????????????

?? ?? · Tuesday, May 16th, 2023



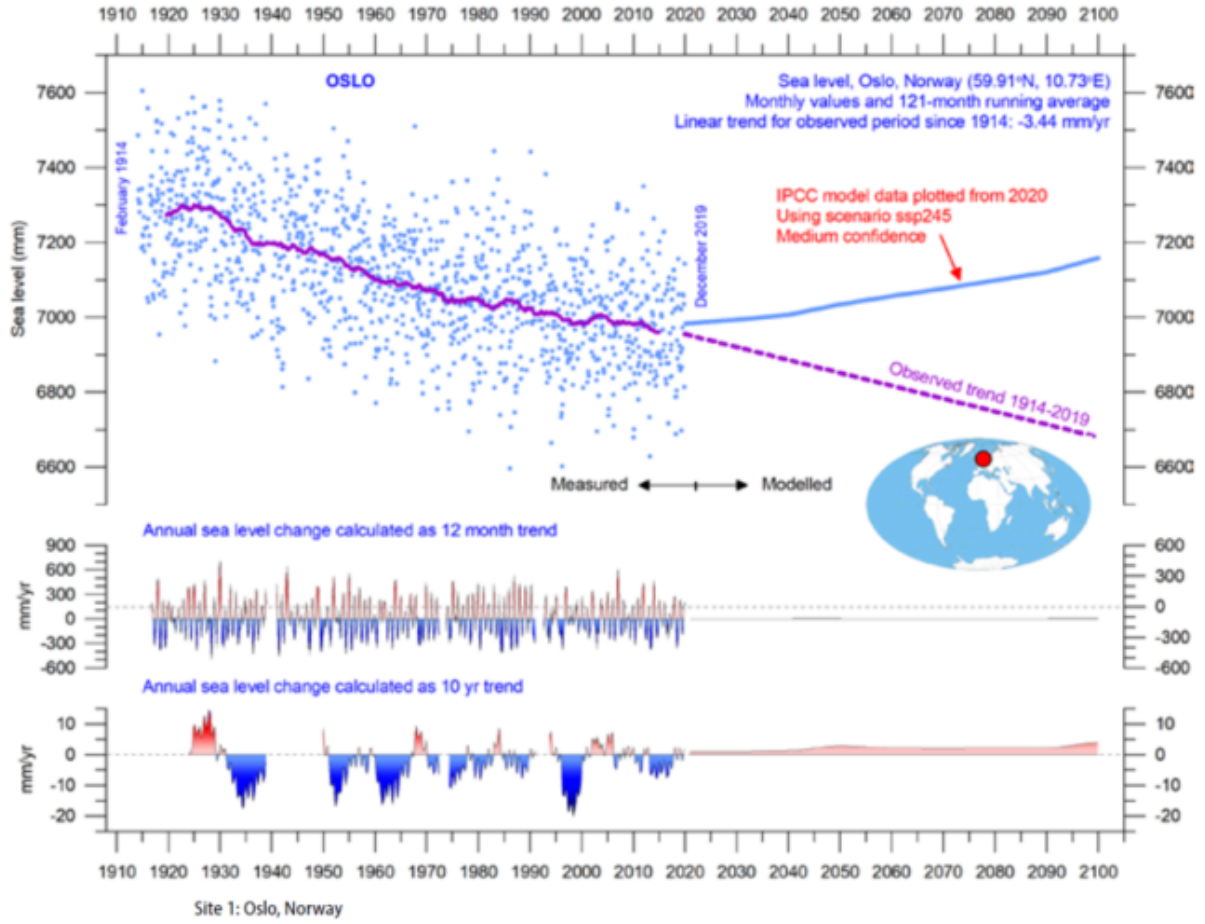
remotefx/iStock

????????????????IPCC????????????????????????????????2023?4????????????????????????????????????

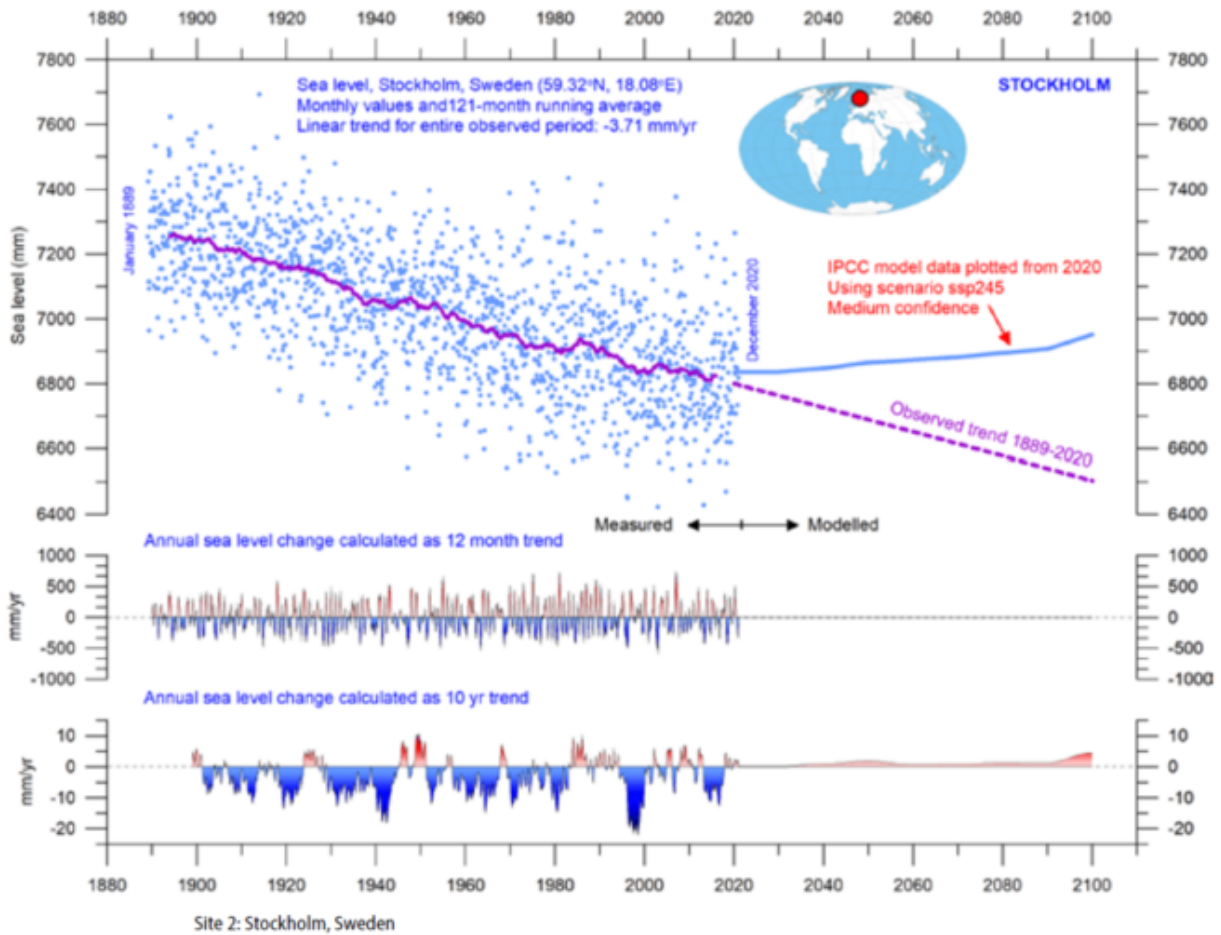
?

IPCC??

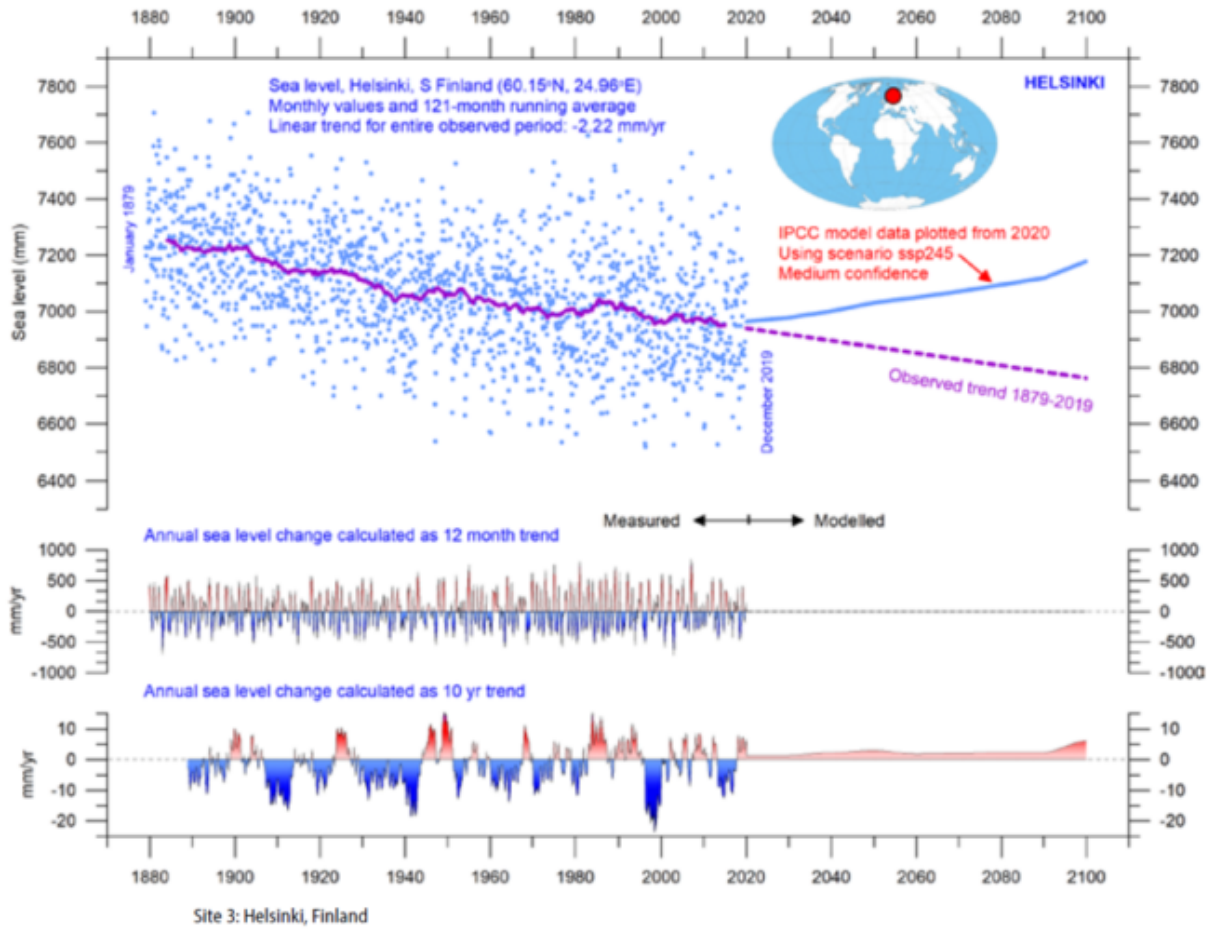
IPCC AR6 Sea Level Projection Tool



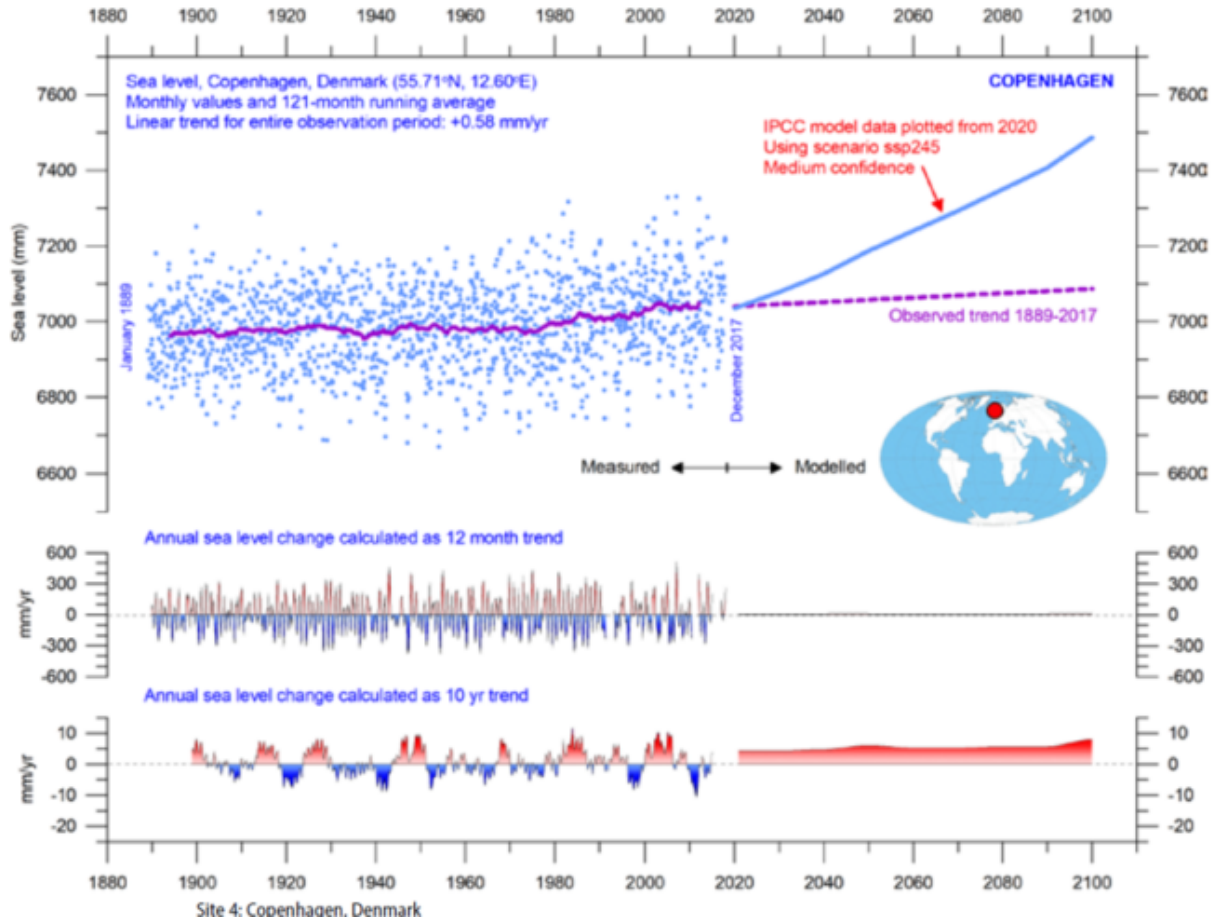
??????????



??????



??



?????????1??
??

??2000??????????????????
??

??
??

??

?IPCC??

??????

?IPCC????????????????????????????

?IPCC????????????????????????????

?IPCC????????????????????????????

?IPCC????????????????????CO2??????

?IPCC????????????????????????????

?IPCC????????????????????????????

?IPCC????????????????????????????

?IPCC????????????????????????????

?IPCC????????????????????????????

?IPCC????????????????????????????

?IPCC????????????????????????????

?IPCC????????????????????????????

?IPCC?????62????????????

?

????????????????_?? ?????????????????



Posted in ???, ????? | No Comments »

IPCC?????62????????????

?? ?? · Monday, May 15th, 2023

????????????????IPCC????????????????????????????2023?4????????????????????????????????????

?

??

??



??

Wikipedia??

??

- ??????????8400???4000?????????400m???
- ??????????9000???2500?????150-200m???
- ??????????400m???
- ??????????9500???6500?????600-700 m???
- ??????????????????10600?????7500?????235?????????

??

?????????????????????????????????????100m?0.65?????200m??1.3??400m??2.6???????

?????????????????????????????????10000???6000??????????????????????????????????




Figure 4: Fluctuations of the treeline in the Swiss Central Alps during the Holocene. The limits of the vegetational zones are placed between the sites according to the presence of the respective vegetation type as inferred by macrofossil analysis. Altitude in meters above sea-level. After Tinner & Theurillat 2003. Current treeline in the Swiss Central Alps is 150-200 m below Holocene Thermal Maximum treeline limit.

??Obliquity??
 ?????????????????????????????????1850??Ice
 Age??

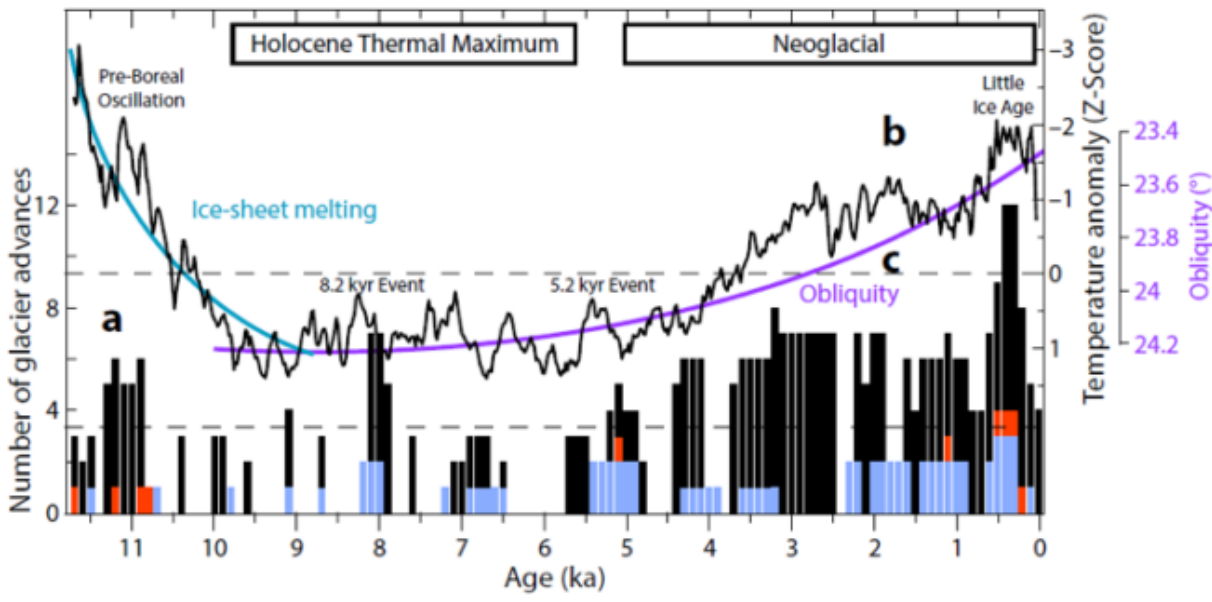


Figure 3: Glacial advances versus temperature (inverted) during the Holocene. a) Number of regions displaying glacier advances at each Holocene century. Black, NH 17 regions; orange, low latitudes single region; ice blue, SH 4 regions. Bottom dashed line, Holocene glacial position average. b) Inverted temperature reconstruction from the same 73 proxies used by Marcott et al. 2013. The reconstruction ends in 1910 and does not include modern warming. Temperature anomaly changes are expressed as Z-score (distance to the mean). Some well-known cooling periods or events are indicated by their accepted names. The period affected by the melting of the extra-Arctic ice sheets is indicated in aquamarine. c) Inverted changes in obliquity. Vinós, 2022, page 55.¹³

?????
 ?IPCC????????????????????????????????
 ?IPCC????????????????????????????????
 ?IPCC????????????????????????????????
 ?IPCC????????????????????????????????CO2?????
 ?IPCC????????????????????????????????
 ?IPCC????????????????????????????????
 ?IPCC????????????????????????????????
 ?IPCC????????????????????????????????

?IPCC????????????????
?IPCC????????????????
?IPCC????????????????
?IPCC????????????????
?IPCC????????????????
?IPCC????????100????????
?IPCC????????????????
?IPCC????????????????
?IPCC????????????????
?IPCC????????????????
?IPCC????????????????
?IPCC????????????????
?IPCC????????????????
?IPCC????????????????
?IPCC????????????????
?IPCC????????????????
?IPCC????????CO2????????
?IPCC????????????????
?IPCC????????????????
?IPCC????????????????
?IPCC????????????CO2????
?IPCC????????????????
?IPCC????????????????
?IPCC????????CO2????????
?IPCC????????????????
?IPCC????????????????
?IPCC????????????????
?IPCC????????????????
?IPCC????????????????
?IPCC????????????????
?IPCC????????CO2????????
?IPCC????????????????
?IPCC????????CO2????????
?IPCC????????????????
?IPCC????????????????
?IPCC????????????????
?IPCC????????????????
?IPCC????????????????
?IPCC????????????????
?IPCC????????????????
?IPCC????????????????
?IPCC????????????????
?IPCC????????????????
?IPCC????????????????
?IPCC????????51????????
?IPCC????52????????
?IPCC????53????????
?IPCC????54???? CO2????
?IPCC????55????????
?IPCC????56????????

?IPCC?????57?????????????
?IPCC?????58?????????????
?IPCC?????60?????????????
?IPCC?????61?????????????

?

??????????????_?? ??????????????????



Posted in ???, ????? | No Comments »

IPCC?????61?????????????

?? ?? · Sunday, May 14th, 2023



borchee/iStock

????????????IPCC????????????????????????????????2023?4??

?

IPCC??????4??????Snow Cover Extent, SCE??

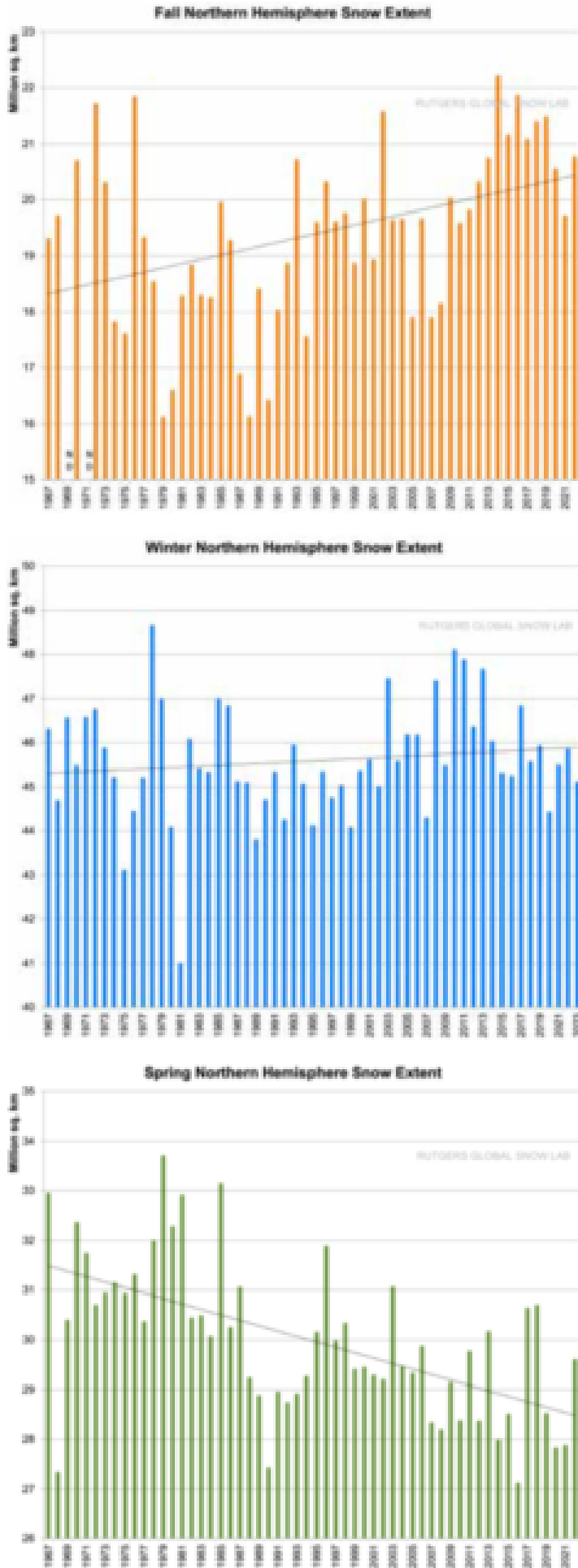


Figure 4: Snow cover extent (SCE) for the Northern Hemisphere for autumn, winter and spring. From: Rutgers Global Snow Lab (2023)

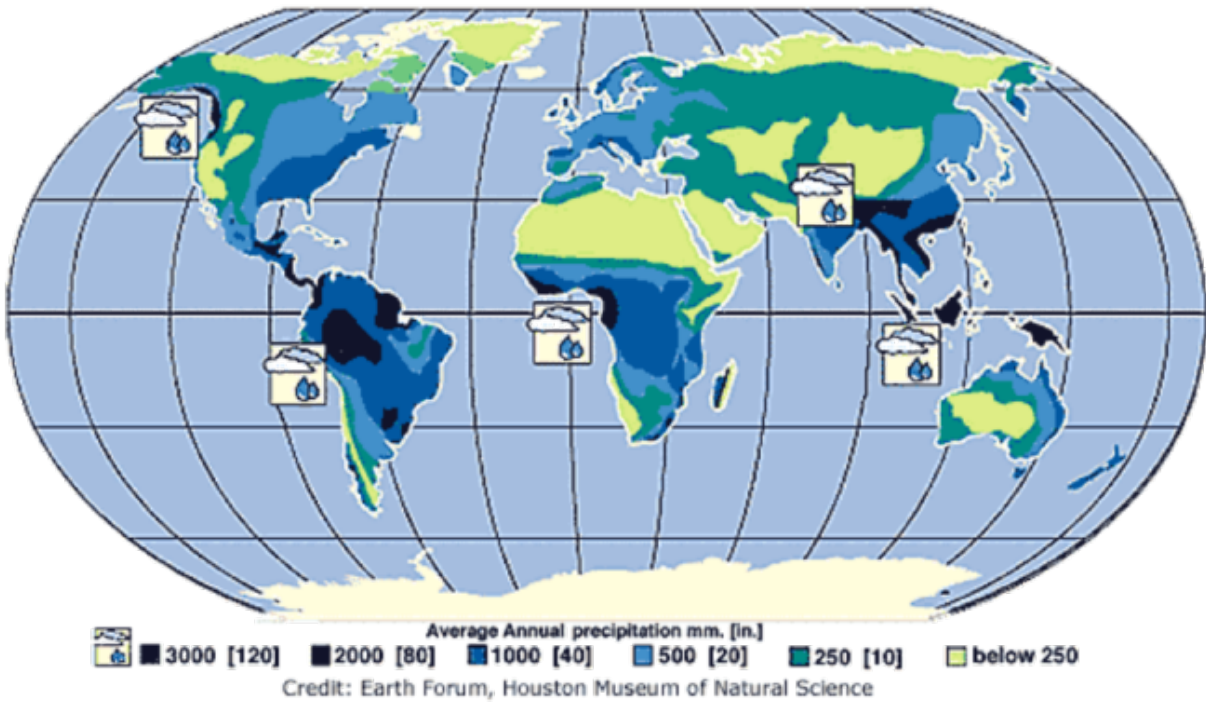
??

IPCC??
????????????????????

??IPCC??
???

??

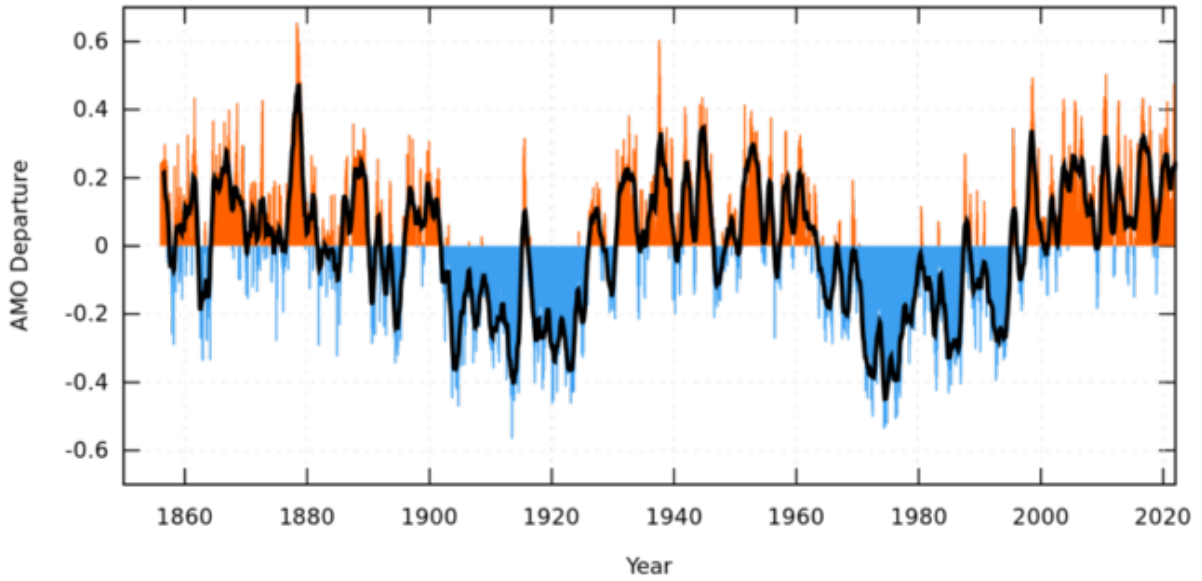
??
????????????????????????????250????????????????????



??

??1967??2022????56????????????????????????????????AM
O????????60??AMO????????????????

Monthly values for the AMO index, 1856 - 2022



???1972??

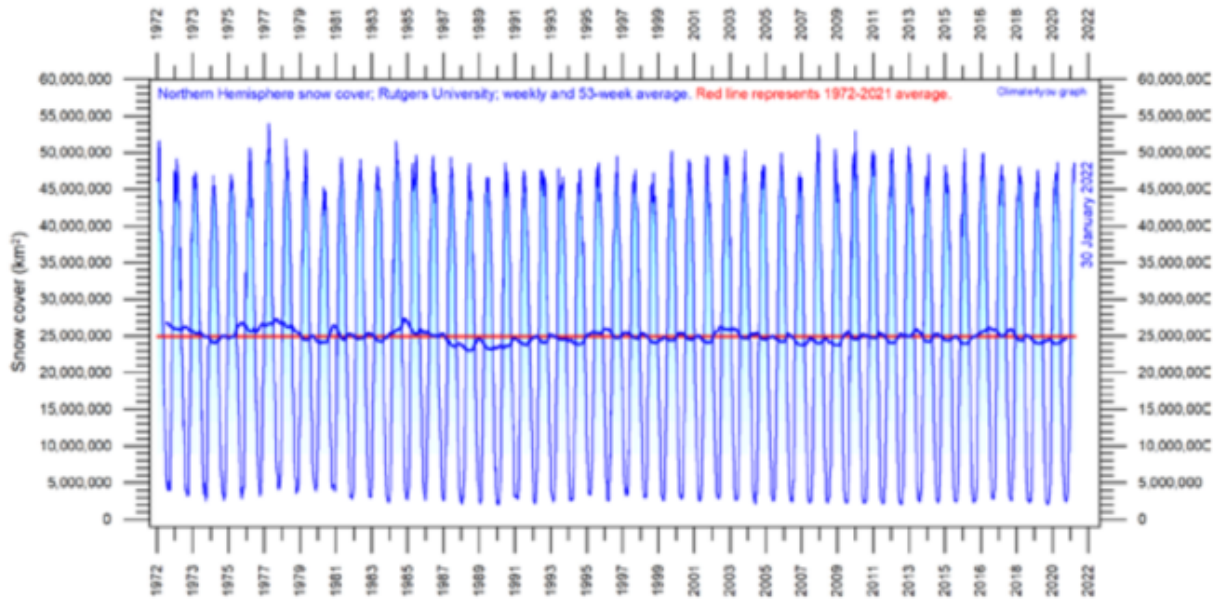


Figure 7: Northern hemisphere weekly snow cover since January 1972 according to the Rutgers University Global Snow Lab (<http://climate.rutgers.edu/snowcover>), the thin blue line is the weekly data, and the thick blue line is the running 53 week average (approximately 1 year). The horizontal red line is the 1972-2021 average. Last week shown: week 1 in 2022. Last figure update: 11 January 2022. Source: Ole Humlum, climate4you.com

??

??????

- ?IPCC????????????????????????????
- ?IPCC????????????????????????????
- ?IPCC????????????????????????????
- ?IPCC????????????????????????CO2?????
- ?IPCC????????????????????????????
- ?IPCC????????????????????????????
- ?IPCC????????????????????????????

?IPCC?????56????????????????

?IPCC?????57????????????????

?IPCC?????58????????????????

?IPCC?????60????????????????

?

??????????????_?? ?????????????????



Posted in ???, ????? | No Comments »

????????????????

?? ??? ?? · Thursday, May 11th, 2023

??

??
??EV????????
??

??

??
??

5?????Insa????????????????????????????????1????????????????????13????????????????????
??

????????????????????180??
??

??

?

????? ?????? ??????????????????



Posted in ???, ?? | No Comments »

RFK Jr.?2024????????????????
?? ?? · Wednesday, May 10th, 2023



?????????F?????????
kennedy24.com??

4?5?????F?????????2024??F????????????????????
 ??????F???????????????????

??
 ??????

3??
 ???????????????????????????????

??

- COVID??
 ???
- ???
- ???
 ????????????????
- ???40??
 ???
- ???
 ????
- ???
- ???
- ??2024????????????????????????????????????



Kanur Ismail/iStock

????????ESG??2023?ESG????????????????????
????????????????????????????????

??????ESG????????????????????????????????2023?5?3??

????????ESG????????????????????????????????ESG??
??ESG??ESG????????????????????????????????????
????????????????

????????????????????????????QC??
??ESG??ESG????????????????????????????

??ESG??ESG????????????????????????????2021?6?4?
????????????????

????????ESG?2022??ESG????????????????????????????????ESG?????
????????????????????????????????GFANZ????NZAM?The Net Zero Asset Managers
initiative??NZBA????????19????????????
????????????????

??COP27????????????????????????CO2?????
??ESG????????????????????????

2023????????EU????????????????????????????????2035?EV????????????????????????????????ESG???

ESG ESG 19 ESG

2024

CO2

年	日本	米国
1997年	▲6% (橋本政権)	▲7% (クリントン政権)
2015年	▲26% (安倍政権)	▲26% (オバマ政権)
2021年	▲46% (菅政権)	▲50~52% (バイデン政権)

CO2

CO2 CSR

2021 2021 46% 2024 ESG

ESG ESG

CO2

ESG CO2 CO ESG

?

SDGs

Posted in ??????????, ??? | No Comments »

EU?EV????????????????e-fuel????

?? ?? · Sunday, April 30th, 2023



a-image/iStock

EU?EV?????

????EU????????????2035????????e-
 fuel????????????EU?EV????????EU????
 ?????EV????????

e-
 fuel????H₂????CO₂????
 CO₂????e-
 fuel????

EU????????
 ?????WEF????

????EV??40????EU????
 ??EV????

??????

?????550????????????????????????????????2020?10?26?EU????????????????????????????2050????????
??2030????????????????EV????????????????

????????12??
??2050??
??????????

??????????????

1. 400????????????EV??10????????????20????????????10?15??
??????????????
2. ?EV????????????????????????????37????????????????????????10?20????????????50?150????????????600????
?????
3. EV????????????????????????????????30????????????????????????2????????????????????EV????????????
????????EV?????1??????????????

??3????????????????????????????????????

??WEF????????????????CO₂??WEF?Sustainable
Development Impact Meetings????????????????????????

UN Secretary for Global Comms says we “own the science” on “climate change,”
and we think that “the world should know it.”

??

??????WEF??

?????e-fuel??????

??e-fuel?????CO₂?H₂?????Fischer-
Tropsch?FT????????????????????FT????1920????????????????FT????????????????
??CO?H₂??

????FT????????????CO?H₂??



n
=1????????????????FT??
????????????????????FT????????????CO??????????

????????????????CO????CO₂?H₂?????FT????????????????????????????CO₂?CO????????
????????????CO₂??CO??220?270?????????????C

???2021??????????

????????????????2050??
??

Posted in ??????????, ??, ?????????? | No Comments »

G7????????????????????

?? ? · Tuesday, April 25th, 2023

4?15?16????????????G7????????????????????????????????

??
??

??
????????????????????



G7? ???? ??????????
???HP??

????????????????????2030??G7????????????
??

??
????????????????????????????????

??
????????????????????????????

??
????????????????????????????????LNG??
????????????????????????????????LNG??

??
??
??
????????????????????????????????

????????????????????ZEV????2030????50????????????????????G7????2035????????????CO2????????????
??OICA?International Organization of Motor Vehicle
Manufacturers??

??
??

??
??

????????G7????????150GW????1TW??
????????????????????EV??

??
????????????????

??
????2025????????????????????????1.5????????????????2030????
????2050??2030????????????????2030????????????
?G20????????????????????????

??
2035
?60????????????????????????????????????IPCC????????????????????????G7?2035????????
????????

??

????????????????????????EV??
??

??
????????????????????

Posted in ??????????, ??? | [No Comments »](#)

- 2050????????????

????????

???

??2050?????2030?CO2????????????
????????????????????????

????????????????????????????????3??
??

??CO2????????????????????CO2????????????????????
????????????????????

??????CO2??

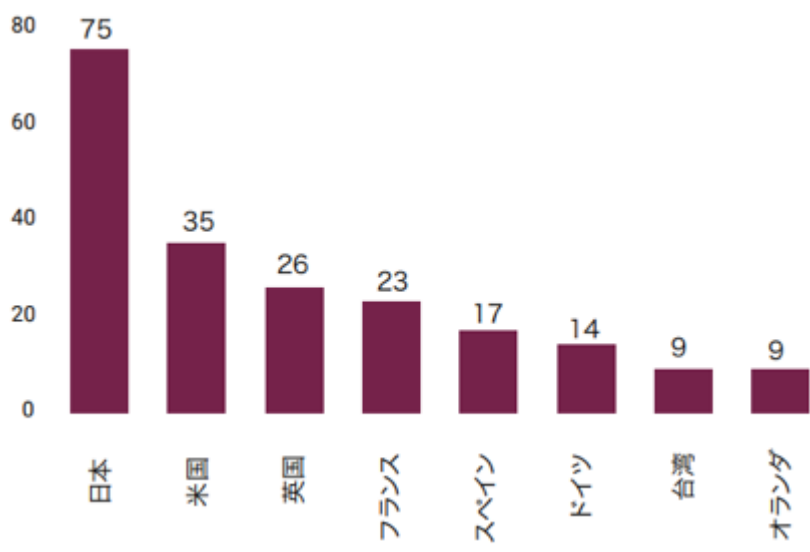
CDP?????

????????????CDP????????CDP???NGO????????CO2????????1?2?3????????????CO2??
????????????????????CDP????????????????

????????CDP????????2022????????????A????????75????????2????????35????????1
??

気候変動 Aリスト 2022

Aリスト国・地域別企業数(上位8か国)



1) CDP A 2022
 CDP 2022 6?

2022 6 8 SDGs Google SDGs CDP 1

CDP 4
 CDP
 CDP

CDP CO2 CO2 Tier1
 CDP 100%

?

CO2

(a)会社名	(b)調達金額 (円)	(c)各社の売上高 (円)	(d)各社の CO2 排出量 (トン)	(e)=(d) × (b) ÷ (c) (トン)
A 社				
B 社				
C 社				
:				

1 Tier1 CO2

a b Tier1

c d CO2

a d e d × b ÷ c CO2 Tier1

2021 6 2022 3 5

CO2

CDP CDP

?

1

Tier1 100 1 99

?

1 ?

1kg 1m CO2 CO2

2 ?

A CO2 1 CO2 100 500 1000

?

?

????????????????

?SDGs????????

Posted in ??????????, ??? | [No Comments »](#)