



??
??
????????????????????????????????

??
??

CO2??
???

??
??
??????????

??COP27??
??

??
??
?????

????????????????????????

2010????????????????10????????????????COP10??
??

??

1. ???
2. ???
3. ???

??3??
??

??

??????????1?2????????????3??
????????????????????

??
??

10??
????????????????????????????????

????????????????NPO??
??

????10?????COP15??
??

??SDGs????????
??????????

2010??COP10??
??

??
??????????????????

??
??????????????????????????????

??
?????

????????????CSR??
??
??

??SDGs????????
??

??15??NPO????????
??????????????????

??NPO????????

??1?2????????????????????????????????
????????????????????????NPO??
????????????????????????????????????

?

????????????????

?SDGs????????

Posted in ??????????, ??, ???? | No Comments »

????????????????????????????????

?? ?? · Tuesday, December 6th, 2022



muhammet sager/iStock

??
????????CO₂??
??????????????????

??

????????????????????????????

????????????????????2030????????????????80%????2045????????????????????????????????
????????????????????????

????????????????????20????????????????????114????????59,000????????????????????
??
??

????????????????????????????????2002????????????2022????????????????10????50????
????????????????????

????????????????????????

????????????????????????????????80??

??
????????????????????????????????

??????????

????????????2001???2021???11,438??28,230????????????57,000????????20????
??

??10????????????????20,000???203
0????50,000????????????

??
??????

????????????????????80%??
??

??
????????????????????

??????????

????????100??

??

????????????????

????????25?30????????????2012????????????FIT??2032???20????????????
????????????2015??2,351????2040??80????????

??
??

??
??

Posted in ??????????, ??, ?? | [No Comments »](#)

????????????????10???

?? ?? · Monday, December 5th, 2022



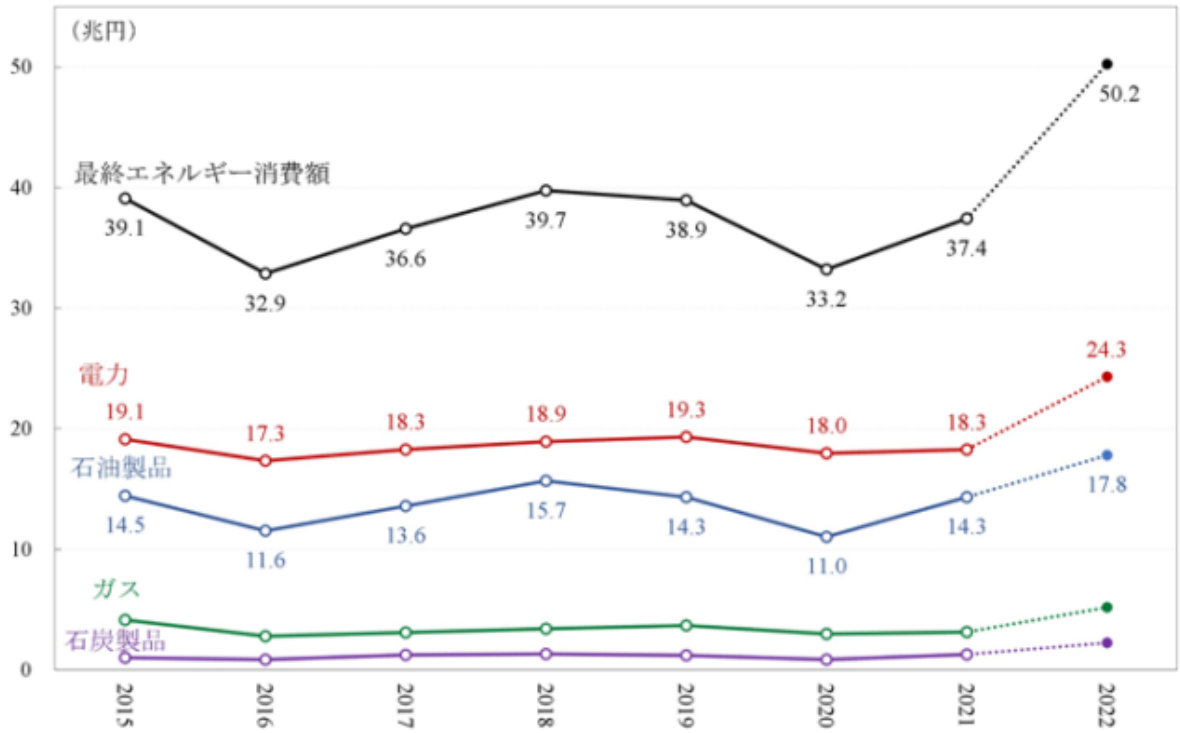
Daniele Mezzadri/iStock

??

??

エネルギーコストの年次動向

- 2022暦年の最終エネルギー消費額（予測値）は50.2兆円、前年差で12.8兆円（前年比34.2%）の増加見込み。
- 2022暦年の電力消費額（予測値）は24.3兆円、前年差で6.0兆円（前年比33.1%）の増加見込み。



エネルギーコスト・モニタリング (ECM) ECM_JPN_202211 © 2022 慶應義塾大学産業研究所 野村研究室

単位：兆円。注：観測期間は2015年—2021年。2022年値は2022年10月値までを反映した予測値。

????????2022????????????????????????????2021????????6??????????

????????????????????????????????????2023????????????????????????????????

????9????????????????????????????????2.5????????????????????????

??????10????????????????????????????????2016????????????????10??????????????

????????????????????????????30????????????????????????

????????10????????20????????????10????????????5%????????????????????????

?

??????????????????_?? ?????????????????????



Posted in ??????????, ??? | No Comments »

GX????????????????????

?? ?? · Thursday, December 1st, 2022



y-studio/iStock

????????????????????

????????????????????9????????????????????

??
????????????????????????????????????

??????2013?4??
??
???????

????????????????????????????????????3.11??10??
????????????????????

- ?????????????????????????????????
- ???????55????????????

????10??

????????11?25????????????????????

????????3??

??1????3????



??????1?????2????
??Wikipedia

1?????????????????2??BWR?82?kW????2021?9?????????????????1?????????????????
?????2013?????????????2024??1?????????????????????????????1????????????????????

????3??ABWR?????????137.3?kW?????????????90?????????????????3.11??????
???11?????????

??

?3.11?????????3?????????????????????3?????????????????????????????????????3??
??

3?????????????????????????????????????——?????????????????????3.11?????????
??

??



????????????????
 ??????

?????????

?????????2????

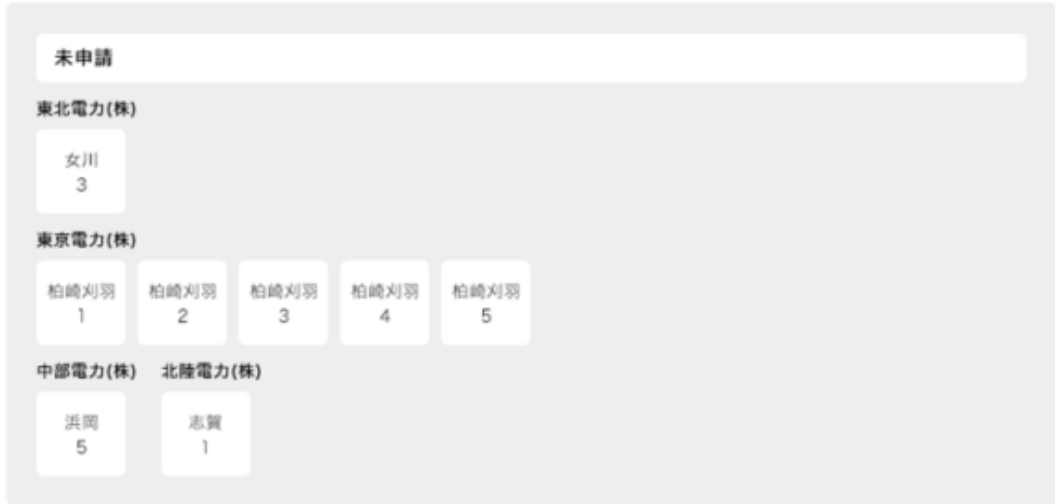
- ?????????????????????????????
- ?????????????????

??????67??
 ???

??8????????????????? ?????????1????5?????????——?????????

??
 ?????6?440?kW????????????????????????

????????????????????8??



????????????????
????????

GX????????????

11?24??GX????????????????????????????????

??2050????????????????????????????????????5????????????

1. ???
2. ???
3. ?????????????????????60????????????????????????????
4. ???
5. ???

??

??2019????????????????30km????????????????????????????????????2018?9?26????????????????????????????????
????????????8??2????????????????????????????????

??
????3????????????????????????????????????

??

?????GX????????????????????????????

Posted in ??????????, ??? | No Comments »

????COP??????

?? ?? · Tuesday, November 29th, 2022

COP27??COP????????????????????????C
OP??CO
P??



dinn/iStock

COP27???

??COP??NGO?
??
????????????????????

????????????????????2??CO2????????????????????
??

?????COP??
??

?????COP????????????????NGO??COP27????????????????
????????????????????????????????????

?????3'6'7????????????COP27??
??COP????????????????????

??COP27????UAE????
??COP????EU????

????ESG????

????????????

??COP????1????
????COP28????

????

??COP26????1.5????
????IPCC????

????

??EU????1.5????

??EU????1.5????2025????

????COP27????EU????
????COP????

???COP????????

????

????

????1????

??COP27????

??

????

????2024??
??

Posted in ???, ????? | No Comments »

????????????????CO2????10????

?? ?? · Monday, November 28th, 2022



Michael Piepgras/iStock

??10????????CO2????????????????

??

ラベル	用途	項目	値	備考
A	住宅用	製造時CO2	2190.0	
B	住宅用	年間CO2削減量	531.0	設備利用率13.8%、電力のCO2排出係数は2020年の値(0.441)
C	住宅用	CO2回収年数	4.1	C=A/Bとして計算
D	メガソーラー	製造時CO2	3070.0	過積載率40%
E	メガソーラー	年間CO2削減量	662.0	設備利用率17.2%、電力のCO2排出係数は2020年の値(0.441)
F	メガソーラー	森林破壊CO2(建設時)	604.0	2ヘクタールを想定
G	メガソーラー	森林破壊CO2(年間)	17.6	2ヘクタールを想定
H	メガソーラー	CO2回収年数	5.7	H=(D+F)/(E-G)として計算
I	住宅用	CO2回収年数	7.3	電力のCO2排出係数を2030年の値(0.250)とした。I=C・(250/441)として計算
J	メガソーラー	CO2回収年数	10.1	電力のCO2排出係数を2030年の値(0.250)とした。J=H・(250/441)として計算

?? ?????????CO2????

?????????1??????????????

- ??????????2190??CO2?????????????????531??CO2?????????4.1????CO2????????? ?????????????CO2?????2020??????0.441kg-CO2/kWh?????
- ??????????????3070??CO2?????????????????662??CO2????????????????????????????? ?????1?????????2?????????????????????????1?????????302??CO2?????????8.8??CO2?????????????C O2?????????????????CO2?????????5.7??????????
- ??????????????2020?????????????2030?????????????????????????????250kg-CO2/kWh?????????CO2?????????????????7.3?????????10.1?????

??CO2????????????????????CO2???????? ??????????????7?????????????10????????????????????

??CO2????????????????????????????? ??????

- ??????????????????????????????
- ??

????????????????????????

??CO2????????????????????????????????

?

??????????????????_?? ?????????????????????????



????????????????????2025??

??
????????????????????????????COP??
????COP????????????????????????????????

???????????

?????1.5??2050??G20????????????
1.5??
??????5????????????????????????????

??LMDC??????2
050??????2030??????????????????????????1.5????2050????????????????????????????????
????????????????????????

??
??

???????????????????

??1000????????????????
??????2030?????5.8?5.9??

??

?????????????????1.5??
???????????????

????????????????????????????COP????????????????????????????Green
Tyranny????????????????????COP27????????COP????????????????????????????

Posted in ???, ????? | No Comments »

COP27????????????????????

?? ?? · Friday, November 25th, 2022

????????????????????????????CNN?????FOX????????????????????????????????
?????CNN????????????????????

??

??



?????
 ??Twitter??

????????COP27??

??

????????????????????2022?11?20????????????????????

- ???
 ?????????????????????
- ???
 ???
 ??????
- ??CO2????????????????????3??2????????????60%????????????2025?????
 ???
 ??????????????????
- ?????????????????CO2??
 ???
- ???
 ???
- ???
 ???

- ???

??COP27????????????????????????????

COP27??
????????????

?

????????????????_?? ?????????????????????



Posted in ???, ????? | No Comments »

????????????????

?? ? · Thursday, November 24th, 2022

??

??9????????????????????
??

??????EU???????????????

??????EU??

????2022?2024??EU????????????????????????????????
??????????

????????30??

??2010=2010:278????????????
???

???????

??
??????????

?????10?14?????????????????????????1?15??
?????????BMW
M1??8?????????1?18??

??????????????????????

???????????????

??
???????

??
??

??2022?????????
??2022a??

???????????????????

????????????????IPCC?COP??14????????????????
??

??????????????????????????

???????????????????????

2022?
9?20??2022?12?????????
??2025?4????????????????

????????????????????????????????????2022a????????????????????????????????????
??
??

????????????????????????????????????

????????????????????????????????????1100????????????????????????????????????
??

??

?????????

????????????????????????????????????1??1????????????????????????????????????

??
??
??1872-1875=1979:4-5?????

??
??

????????????????????

??
????????????????????????????????

??
????????25????????????????????

??
??

????3.11????????????FIT????????????????????????????????????10kW????????????
??

????????????????

??
??

??

??
??

?1??1kWh????????????????2020??2030????????????????????????????

	2020年	2030年(1)	設備稼働年数	設備利用率	2030年(2)
原子力	11.5円	11.7円	40年	70%	14.4円
太陽光（事業用）	12.9円	8.2～11.8円	25年	17.2%	18.9円
太陽光（住宅用）	17.7円	8.7～14.9円	25年	13.8%	
陸上風力	19.8円	9.9～17.2円	25年	25.4%	18.5円
洋上風力	30.3円	26.1円	25年	30%(33.2%)	
石炭火力	12.5円	13.6～22.4円	40年	70%	13.9円
LNG火力	10.7円	10.7～14.3円	40年	70%	11.2円

2020年2030年
 2021年2022年
 2023年2024年
 2025年2026年
 2027年2028年
 2029年2030年

2030年

2030年2030年
 2030年2030年

2030年2030年
 2030年2030年
 2030年2030年

	原子力発電	石炭火力発電	LNG火力発電
CO ₂ 対策費	0	3.9	1.8
社会的費用	1.9		
（事故リスク対応費用）	0.6		
（政策経費）	1.3		
発電原価	9.6		
（燃料費）	1.7	4.2	6.4
（追加的安全対策費）	1.3		
（運転維持費）	3.3	2.3	1.2
（資本費）	3.3	2.0	1.3
合計	11.5円kWh	12.5円kWh	10.7円kWh

2030年

????????????????????????????????2021?8?3??
????????LNG??10.7?kWh????????12.5?kWh????????????11.5?kWh????????????1????

??
????????????????????????1?2030?2????????????????????????????10????????????????9????????????
????????????????????????

????????????

????????????????????20??2018?4??
????????????10kW??
????????????????????

????7??
????2019?1????????????????????

3??????50??

????2021????????????3????????????50??
????????2022:20????????????????3????????1?5????????????45????????????
???

????????????????????????25????????????183.9MW?18?3900kW????????
????????9????????2021????????????????????????????2022?7?1????????
???:20????????????????????????????????????

??
???

????????????????????????????

??
????????????

????????????????????????expressive????????????????????????instrumental?
??2050????????????
030????????46????????

????????????

??
????????????

????????????????????2020????????????????????????2????????????????GX?
????????????????????

??

COP27????????14????????

?? ?? · Wednesday, November 23rd, 2022



imagedepotpro/iStock

????????COP27????????????????????????????????

COP27? “????” ??????????????NHK?

??

??

????????????????????CO2????????????????CO2????????????????????????????????C
O2??

COP27????????????????????????????????????

????????COP27????????????

??46????????????????????????????
????????

The cover decision, known as the **Sharm el-Sheikh Implementation Plan**, highlights that a global transformation to a low-carbon economy is expected to require investments of at least USD 4–6 trillion a year. Delivering such funding will require a swift and comprehensive transformation of

??4?6?????????GDP??

??

22. *Notes with grave concern*, according to information in the contributions of Working Groups II and III to the Sixth Assessment Report of the Intergovernmental Panel on Climate Change, the growing gravity, scope and frequency in all regions of loss and damage associated with the adverse effects of climate change, resulting in devastating economic and non-economic losses, including forced displacement and impacts on cultural heritage, human mobility and the lives and livelihoods of local communities, and *underlines* the importance of an adequate and effective response to loss and damage;

????????????????????????????????????

and also welcomes the adoption of decisions -/CP.27¹² and -/CMA.4,¹³ on matters relating to funding arrangements responding to loss and damage associated with the adverse effects of climate change;

????????????????????????????????

????????????????????????????????4?6??

30. *Highlights* that about USD 4 trillion per year needs to be invested in renewable energy up until 2030 to be able to reach net zero emissions by 2050,¹⁸ and that, furthermore, a global transformation to a low-carbon economy is expected to require investment of at least USD 4–6 trillion per year;¹⁹

????????????????????????????2030?????5.8????5.9????????????

32. *Notes with concern* the growing gap between the needs of developing country Parties, in particular those due to the increasing impacts of climate change and their increased indebtedness, and the support provided and mobilized for their efforts to implement their nationally determined contributions, highlighting that such needs are currently estimated at USD 5.8–5.9 trillion²⁰ for the pre-2030 period;

????????????????????????????????CO2????????????????????3????????????????????Nationally Determined Contribution??

2030????????6????????????????2024????2029????6????????????????1????????????

??1????????????????????????????????????

????????????????????????????????12?13??

7. *Decide to establish new funding arrangements* for assisting developing countries that are particularly vulnerable to the adverse effects of climate change, *in responding to loss and damage, including* with a focus on addressing loss and damage by providing and assisting in *mobilizing new and additional resources*, and that these new arrangements complement and include sources, funds, processes and initiatives under and outside the Convention and the Paris Agreement;

8. *Also decide*, in the context of establishing the new funding arrangements referred to in paragraph 2 above, to *establish a fund for responding to loss and damage whose mandate includes a focus on addressing loss and damage*;

????????????????????? Transitional
Committee?????????COP28??10?????????14?????????

III. Composition

4. The Transitional Committee shall have 24 members, to be nominated no later than 15 December 2022, comprising 10 members from developed country Parties and 14 members from developing country Parties, with geographical representation as follows:

- a) Three members from Africa, including a representative of the President of COP 27;
- b) Three members from Asia and the Pacific, including a representative of the incoming President of COP 28;
- c) Three members from Latin America and the Caribbean;
- d) Two members from small island developing States;
- e) Two members from the least developed countries;
- f) One member from a developing country Party not included in the categories listed above.

??COP28?????UAE????????????????????????????????????1????????
????????????????????????????????????

??????1??
???1000??

COP21 in 2015 in Paris. The \$1 trillion per year is a very different concept – it is a requirement based on an analysis of the investment and actions necessary and the domestic finance potentially available, for an internationally agreed and vital purpose. The \$1 trillion is not the new \$100 billion. The latter was negotiated, not deduced from analyses of what is necessary for a purpose.

?????1000??2020????????????????????????????????????Nature????????????????????
?????

????????????????????????????????????COP27????????????????????

?

????????????????_?? ?????????????????



Posted in ???, ????? | No Comments »

????????????????????????????????

?? ?? · Tuesday, November 22nd, 2022



Olga Burkova/iStock

????????COP27????????COP26??
????????????(loss and damage)????????????????

????????

??
????(adaptation)????????????????????

1997????????????????????????????????????(mitigation)????????????????
????????????????????2015????????????????

COP26????????????????????????????????????1????????????????????
????????????COP27????????

????????????????????

COP27??EU?1.5??
????????

????????????????????????????????????EU????1.5????????????EU????????
?????

????????????????????????????????????1.5????????????????EU????
????????FT????

??

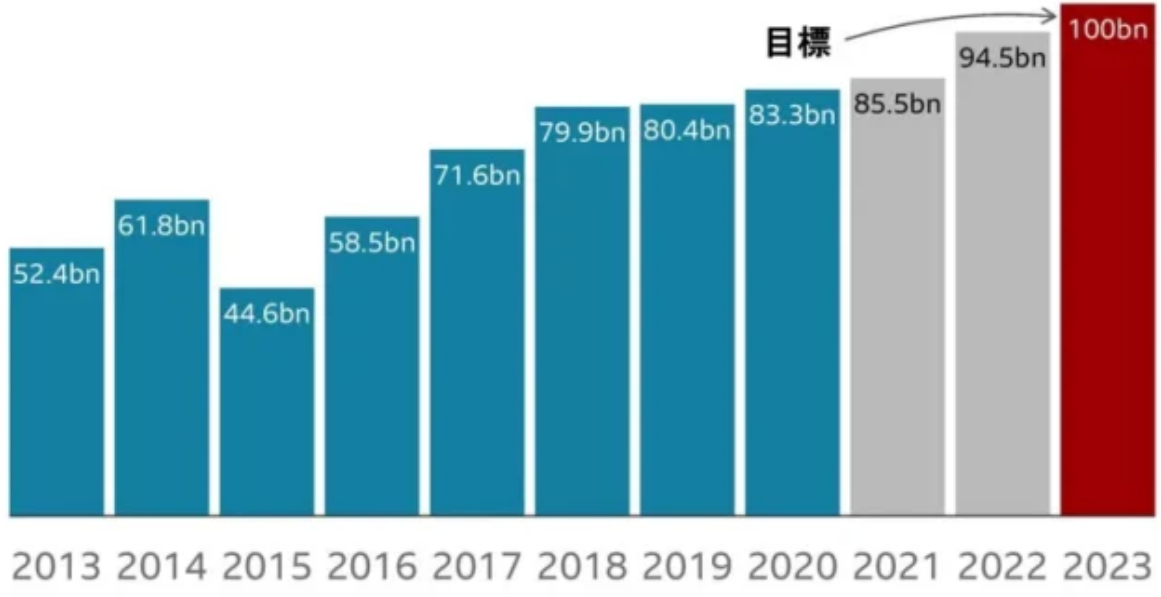
????

????????????????????

????????????????????COP28??

?????BBC??833?????2020??????1000????????????????????
?1????????

気候変動対策の支援額 先進国が資金集めと供給を行った額(単位:10億米ドル)



2021年と2022年のデータはOECDによるシナリオの平均値

出典:経済協力開発機構(OECD)



????IEA????????????????????????????4????????????????????COP????????????????????????????????

????????????1800????????5??

????????????????

??

COP27????????????????????COP28?UAE????????????????????1.5????????????????????

??

Posted in ???, ????? | No Comments »

????????????????????CO2??????

?? ?? · Saturday, November 19th, 2022

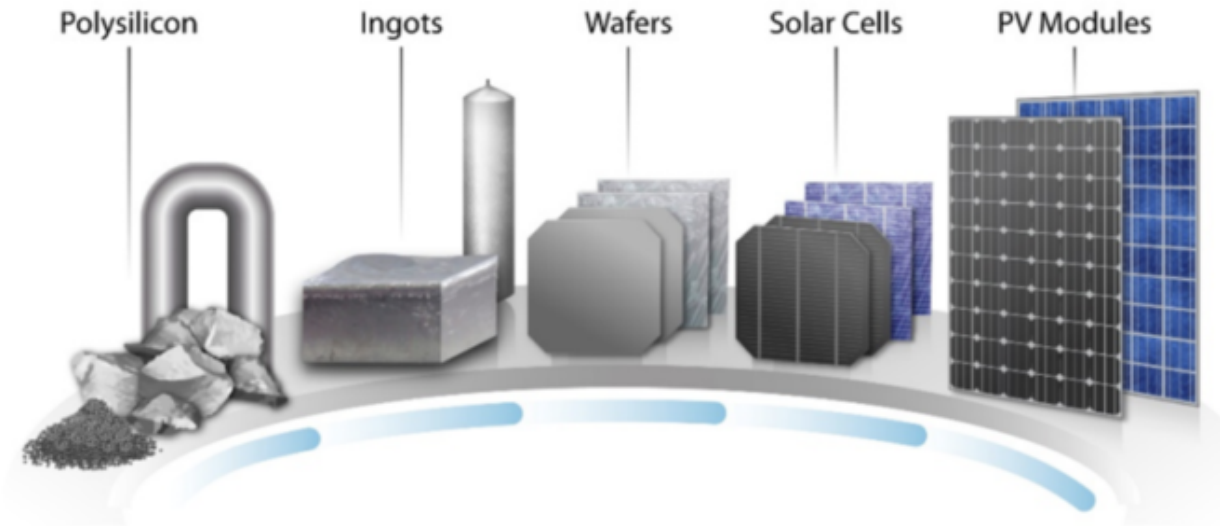


chuyu/iStock

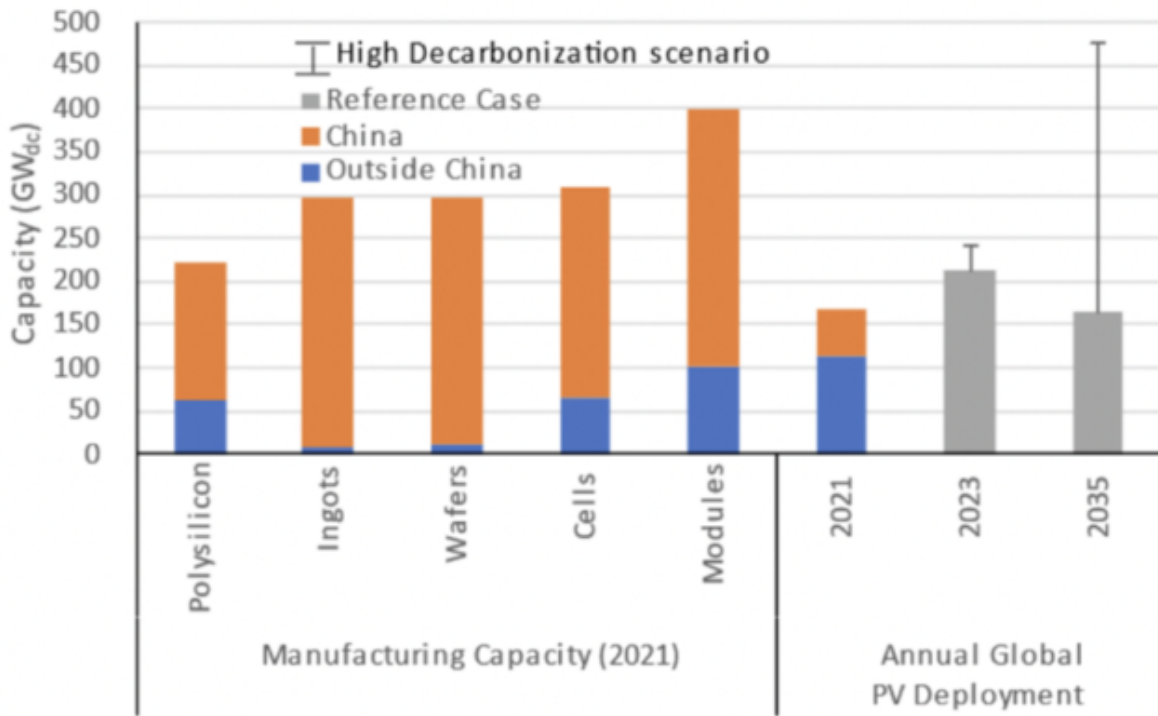
????????????????????????????(Sins of a solar
 empire)??10??????CO2????????????????
 ??

??

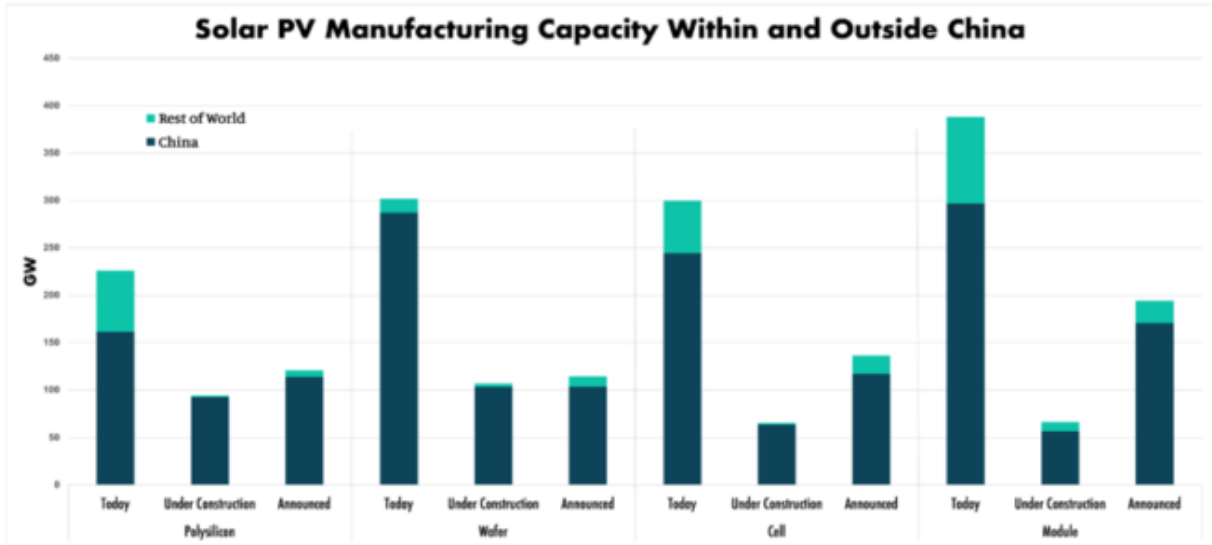
????????????????????5????????



5????????????????2021??

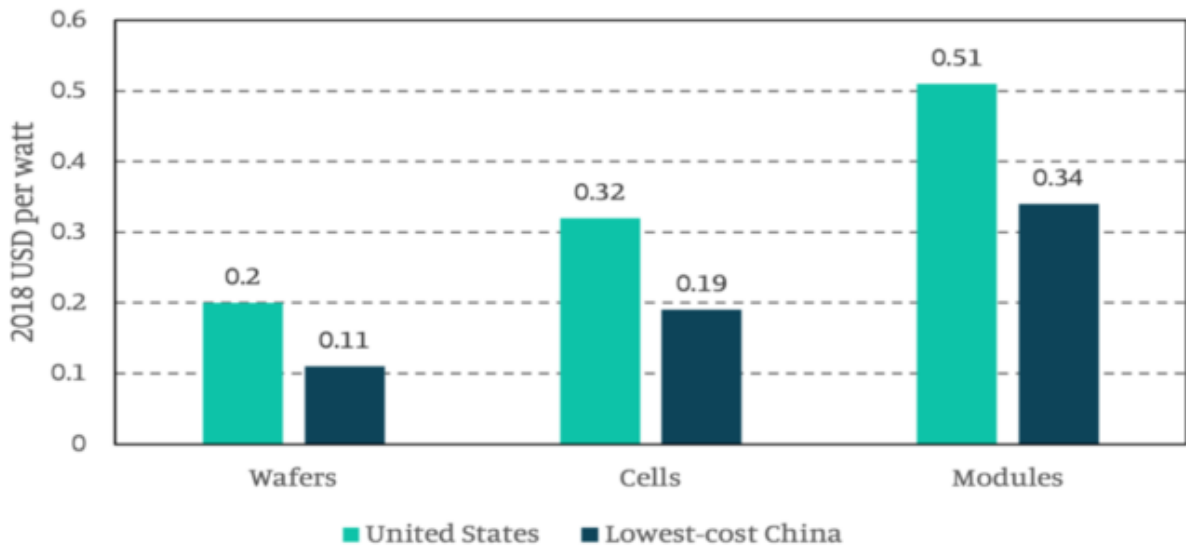


????????????????????????????????Xinjiang????????????????????????KWh????6??????????



????????????????????????????????????1.5?????0.51/0.34=1.5????????

Minimum Sustainable Price (MSP)



??

????????????????????????????????

?

??????????????????_?? ?????????????????????





Posted in ???, ????? | No Comments »

????????????????????????????????????

?? ? · Saturday, November 19th, 2022



Nastco/iStock

????????????????????????????????????

????????????????????????????????????Gautam

Kalghatgi??
????????????????????????????????

??2050????????????????
??

????????????A4????????????22??

????????????

??

- ??????????82????????????????
- ???
- ?????????????????????????????
- ???
- ???

??Abstract????????????????????????????????????
??
????????????????

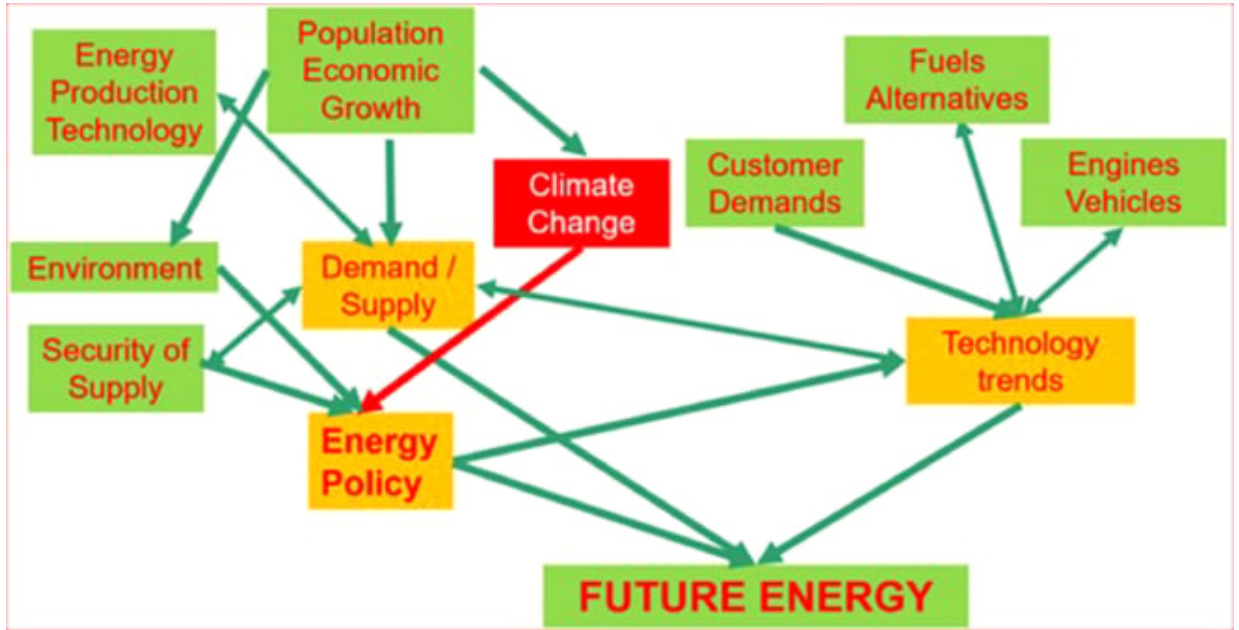
??Gautam????????Gautama????????????????????????????????????
????????????????

????????????????????G7??
??

1. ??

????????????????IPCC??CCS????????????????????????????
??CO2??
2??3????????????

????????????1??



?1

??
????????????????

CO2

2

2021 BP 82.3% 489.66EJ/595.15 EJ 1.75%

Table 1. Primary energy and electricity sources in exajoules, EJ (10¹⁸ joules) and installed wind and solar capacity in GW for 2021 [7]. Electricity generation converted to EJ from TWh. 1 EJ= 277.8 TWh.

Country	World	China	U.S.A	India	UK
Oil, EJ	184.21	30.6	35.33	9.41	2.5
Natural Gas, EJ	145.35	13.63	29.76	2.24	2.77
Coal, EJ	160.1	86.7	10.57	20.09	0.21
Total fossil fuel, EJ	489.66	130.93	75.66	31.74	5.48
Actual delivered Wind, EJ	6.7	2.36	1.38	0.245	0.232
Actual delivered Solar, EJ	3.72	1.177	0.594	0.246	0.045
Nuclear, EJ	25.31	3.68	7.4	0.4	0.41
Hydro, EJ	40.26	12.25	2.43	1.51	0.06
Other, EJ	29.5	7.253	5.306	1.289	0.953
Total Primary Energy, EJ	595.15	157.65	92.97	35.43	7.18
Electricity Generation					
Installed wind capacity, GW	824.9	329	132.7	40.1	27.1
Installed Solar Capacity, GW	843.1	306.4	93.7	49.3	13.7
Total electricity generated, EJ	102.47	30.72	15.86	6.173	1.116

Other includes bioenergy, geothermal etc.

1

BP IEA

1 EJ 10¹⁸ joules T 10¹² Wh EJ = 277.8 TWh 1 J =

2.778×10⁻⁷kWh??10¹⁸????????????????????????????????

??????1kWh????????????????????1kWh = 860.6kcal = 3.6kJ????100????????????????????100????????????????????40????????

??????1kWh??860.6kcal????860.6kcal??1kWh????????????????Wh????????

????????????????2020??IEA????

????????????????????Wh????????????J or cal????????41.5%????????IEA????????10????33? ?????100????????

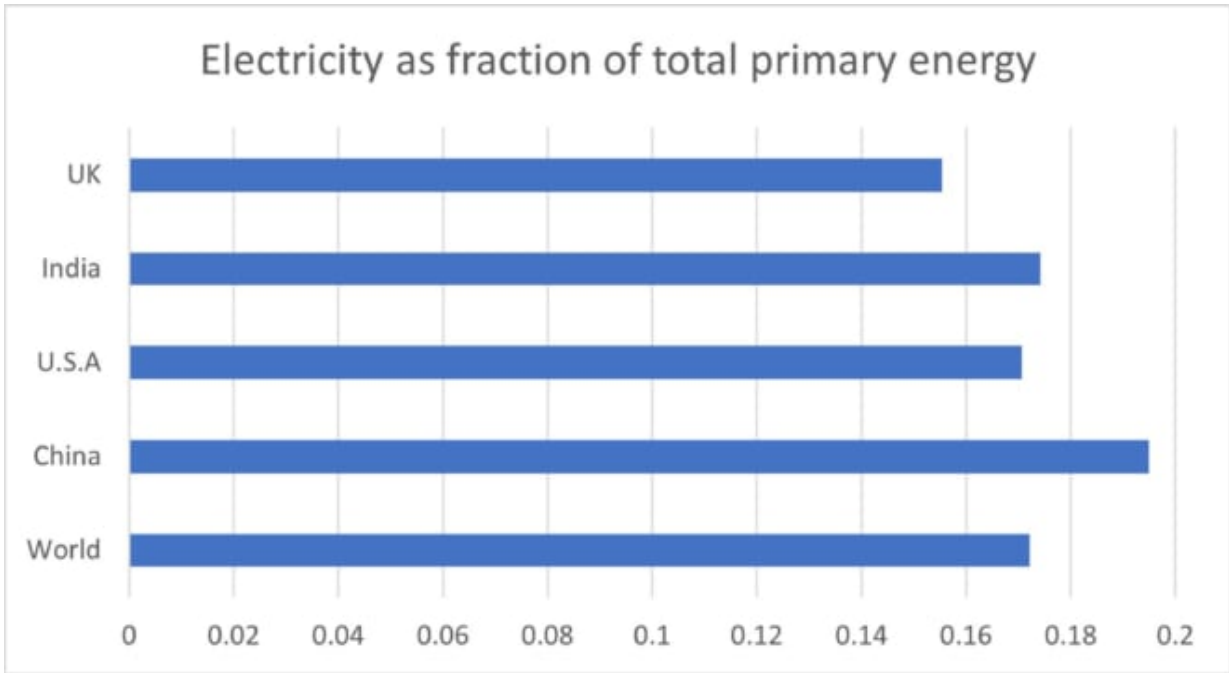
????????????BP????1kWh = 860.6kcal = 3.6kJ?IEA????41.5%????0.415??1kWh = 2074kcal = 8.67kJ????0.415????

????????????????IEA????????????????????????????????

????????????1kWh????????0.1?0.33?1.0????????

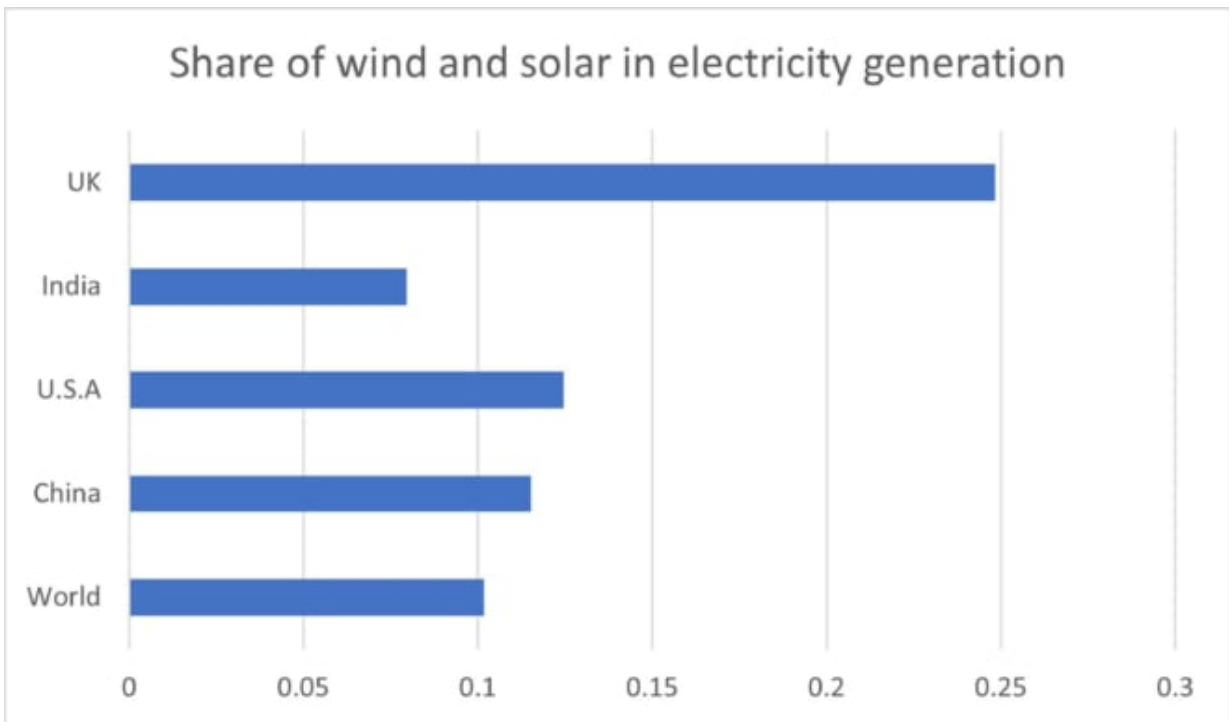
????????1????489.66EJ????105.49EJ??254.19EJ????0.415????2.4????5 95.15EJ??743.85EJ????17.7%?=106.49/595.15????34.2%?=254.19 /743.85????

?2????10????2????34.2%????40????



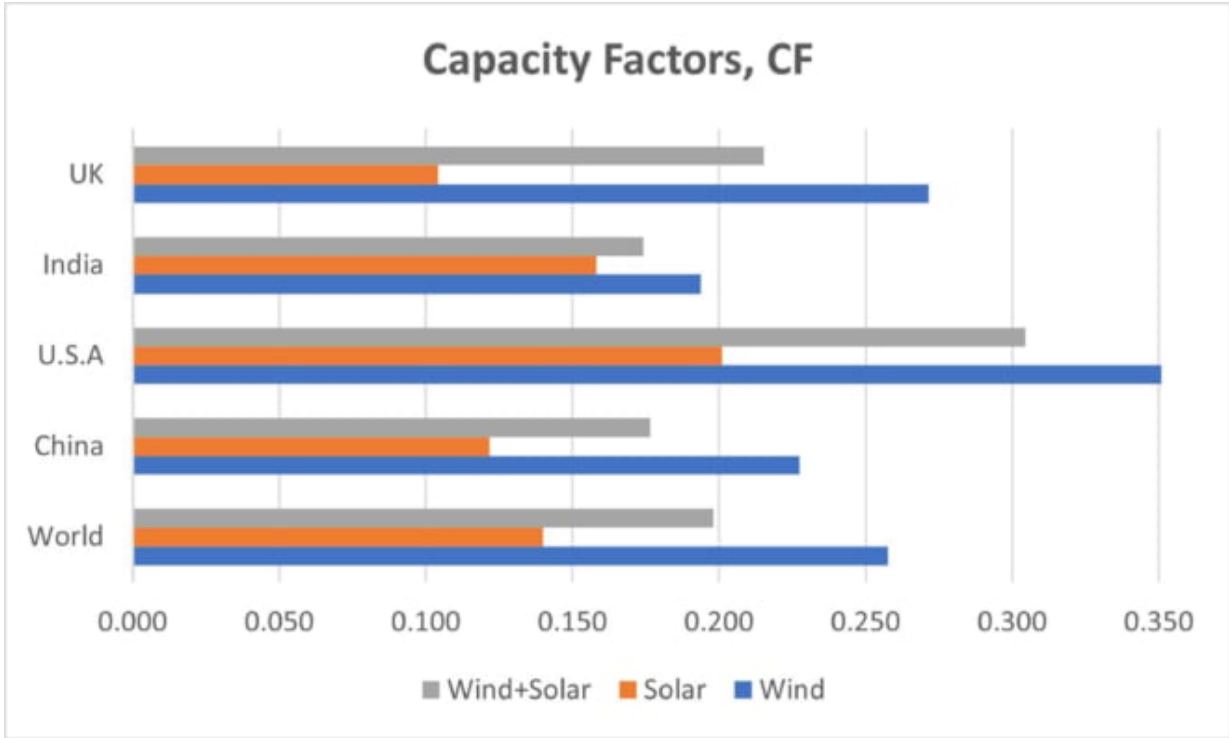
?2

?3??25????????????????????10????????????????????CO2????????????????????
 ?????????????????????



?3

?4????????????Capacity Factors,
 CF??
 ?



?4

????????????????????????????20????????????????13??35????????25
 ?????????????????????????????20??

??????8??

?????????

Posted in ???, ????? | No Comments »

??140????????COP27????????????

?? ?? · Wednesday, November 16th, 2022



fergregory/iStock

?????????1????140???????????

???????????

????????????????????????????????COP27????????????????????



??

??4????????????????????????????????
??

??

????????????????600????????130??
???????????????????????????

??

??

????????????????????CO2??
??

??CO2????????????

????????CO2??

??

1. ???
2. ???
3. ???

????????????????????CO2????????????????????????????????CO2????????????????????????????????
??????

??COP26????????????????????????CO2????????????????????????????????

????COP27????????????????????????????

????????????????????????????1000??

??CO2????????????????????????????????
??

??1????????????????
????????1000????????????????????????10????????????????????1????????????????????COP27????????
???

????1??

????????????????????CO2????????????????1??
??

??COP27??

????????GATT?WTO????????????UNCTAD????????????????????????????

????????????????????????????COP27????????????????

?

????????????_? ???? ?????????????





Posted in ???, ????? | No Comments »

??

?? ?? · Wednesday, November 16th, 2022



Nebasin/iStock

??27????????COP27??CSR???
????????????????????????????

?? 2022?11?8??

????????????????8??



??

??

??

??

??2022?11?9??



??
??????????????

??
??

2050????????????????2030?CO2??

2030?CO2??
????????????CO2????????1kWh????CO2????46????????????????????????????

??²¹⁾????????8????????10????
??

??
???

????????????????????????????46%??46%????????????????
??

????????????????2030?46%????????????????CO2????46%????????????????

????????????????2008?2012????1990?6%??
????CO2????????????6????????????

????????????????????????????????CO2??6????????????????203
0??

??
????????????????????????????????

CO2

CO2

????????????????



NGO CO2

????????????ESG?S???



CO2

CSR ESG?SDGs

SDGs?ESG

CO2 ESG

?

11?15

????????????

Posted in ???? | No Comments »

????????

?? ? · Sunday, November 13th, 2022

???TBS??YouTube????????????????????????????

??
????????????????????

????????????????????????16%????????????10%????????8.8%????????2.3%????????????0.5%????????????
????25%??
????????????????????????

??



alle12/iStock

??

??
??

??
??
??

????????????????????30?2018????????????????????2530????????1765????????766????????????????600????????
324????????276??(??)????????????????
????????100??

??830????????????769????????????????????????20

7????????8????????
????????

??????766??????56??????710????93????
?????

??????1990?????

????????
????????
????????

????????
?????

????????
?????

????????1?kg????1?100kg????
??1?????

????????
???

????????
?????

????????
?????

????????
?????

????????
????2015?????

????????
?????

????????
?????

????????

Posted in ???, ??? | [No Comments »](#)

????????????????

?? ?? - Saturday, November 12th, 2022



????????????????3??
????????????????????????????????????

????????????

????????????????????3????????????4?15????????????????????????????????????

??
??CO₂????????????????

????????????????????????????????????24??
????????????????????????????2????????????????????????????????????

10??

????3????4?15??4?16????
??11?3????????????
????????

??

????????

????????????????????????????????????EU?3????????????????????????????????
????????4????????10????????????????????1????????????????????????

????????????6????????????EU????????????EU????????????EU????????????
????????????????????????????????

????10?25??35????24.9
????????????????????5?6??

????????????

????????????10????11?4??
????????????????BASF?BMW??
????????????????

??CCTV?????
??“????????????”??
????????????????????

??
??

???????? ???? ?????????????????????????

????????????????2??PCR????????D
NA??
??

????????????????EU??EU????????

??
??
??????????

??
??

??
????????????????????40??

??????????

??
??????????

??
????????9????????10????????????????????????????????????40%????????????????
????????????

??EU????????????
??

??

??10????????????????????????????????9????????????????????????
??

??

??
??????????

Posted in ??????????, ??, ?? | No Comments »

????CO2????????????????????0.1?

?? ?? · Thursday, November 10th, 2022



hanibaram/iStock

?2050????????????????????

????????????????????????????????????IEEJ ?????? 2023????????????????

????????2050??

????????????????????????????????????75????????2050????????????????????????????????

????????????????

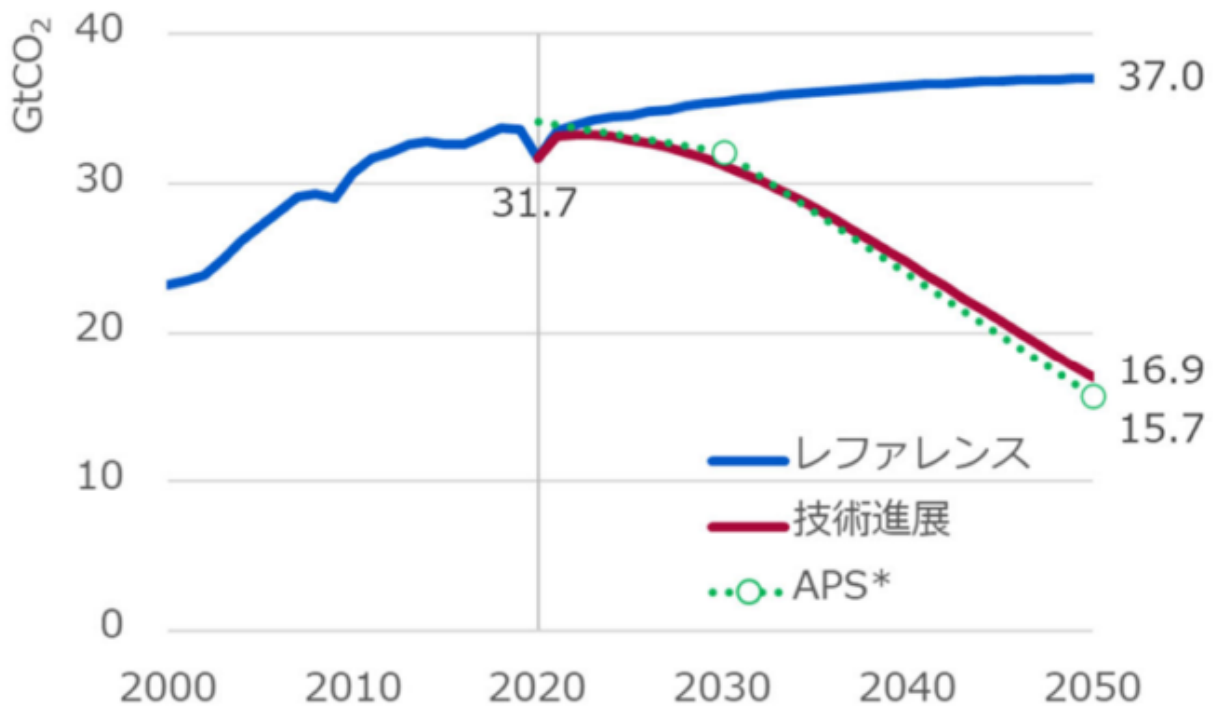
??
??

??

- ?????????????????????????????
- ?????????????????????????????

CO2??
??

エネルギー起源CO₂排出量の見通し



??IEEJ????????????????

??

??

????????????0.1?

????????????????CO2??

IPCC????????????????????1?????CO2?????????????????????0.5?????????????IPCC?2013????????????????0.44????????????????????
???

2020??2050????????????

- ?????????????0.47?

- 0.35?
- 0.12?

2020年CO2削減目標は30%、2050年30%削減を目指す。2050年0.5℃抑制を目指す。

2050年CO2削減目標はCO2削減率4%、2050年0.5℃抑制を目指す。2050年0.12℃抑制を目指す。

CO2削減目標は0.12℃抑制を目指す。CCS技術は

0.12℃抑制を目指す

2050年CO2削減目標は0.12℃抑制を目指す。

CO2削減目標は56%削減を目指す。CO2削減目標は

CO2削減目標は削減を目指す。

1992年削減目標は削減を目指す。

2050年削減目標は削減を目指す。

?

削減目標は削減を目指す。

?

削減目標は削減を目指す。





Posted in ???, ????? | No Comments »

?GX????????????????????????????????

?? ?? · Thursday, November 3rd, 2022



bee32/iStock

???????GX?????10?26?????????????10???150????????????????????

???2009??3????????????????????????
????????????????

?????????20????GX????????????????????????????????????130????????????????????????????????
??

??

??150??

?????????GX?20??

???????

?????????????????????

??

??

?GX??

??

??

?

????????????????????_?? ?????????????????????????????????



Posted in ????????????, ??? | No Comments »

????????????????????????????

?? ?? · Monday, October 31st, 2022

6????????????

????????????26????????????7????????????

????2017?9?3????????????6????????????10????????16
0????????

????????????ICBM????????????



兵研施設で技術者らと言葉を交わす金正恩・朝鮮労働党委員長。写真はKCNAが2016年3月配信。

©?Reuters

????????

????TV????????????

????????ICBM????????8????????????500????????

????????

????????

????????



????????????
©????

????????????????????2008????????????????
??
????????????

????????????????2006????????????????10????
??
??
????

????????15????????????????2017????5????
??
??5M
W????????????????????????????????????
??

??????????

??

????????????????????????2017??6????????????????
??
??

????????????????7????????????????????
????????????????????????????????????

??

Posted in ???, ?? | [No Comments »](#)

????????COP27

?? ? · Sunday, October 30th, 2022

11??18????????????????????COP27????????1????????COP????????17????

????????????????????????????????????
????????????



Heiness/iStock

????????COP26????????

COP27????????????????????????????????

????????????COP???1?????2020?????2021????????????????????????????????1.5????2050??
 ??????????2030??45?????????2021?11??COP26?????????????2022????????????????????10??cr
 itical decade????????????????????

?????????????2??
 ?????????????????????????

??
 ?

????????????????????????

????????????????????????????????????

??
 ?????????????????????????????

??5????????????REPowerEU?6??G7??
 ?????????????????????????????

?????????????????????????11??
 ?????????????

??LNG??
???????

??25/????????????????????????????????
??????????????

??
??????????

??17??SDGs????SDG13?????
????????????15????????????9??

9????????????G20????????????????????G7????????????1.5????????????????????????????????
??

??
??
??????????????

COP27????????????????????

COP27????????????????????COP26????????????????????COP27????????????????????
??

????????????????????????2023????????????????????2030????????????????????????????
??

??
??

??1000????????????????????2025
??
????????????????????????????????????

??
??

??COP????????????COP????????
????????????????????

??
????????????????????????????

??

Posted in ???, ????? | No Comments »

????????????????

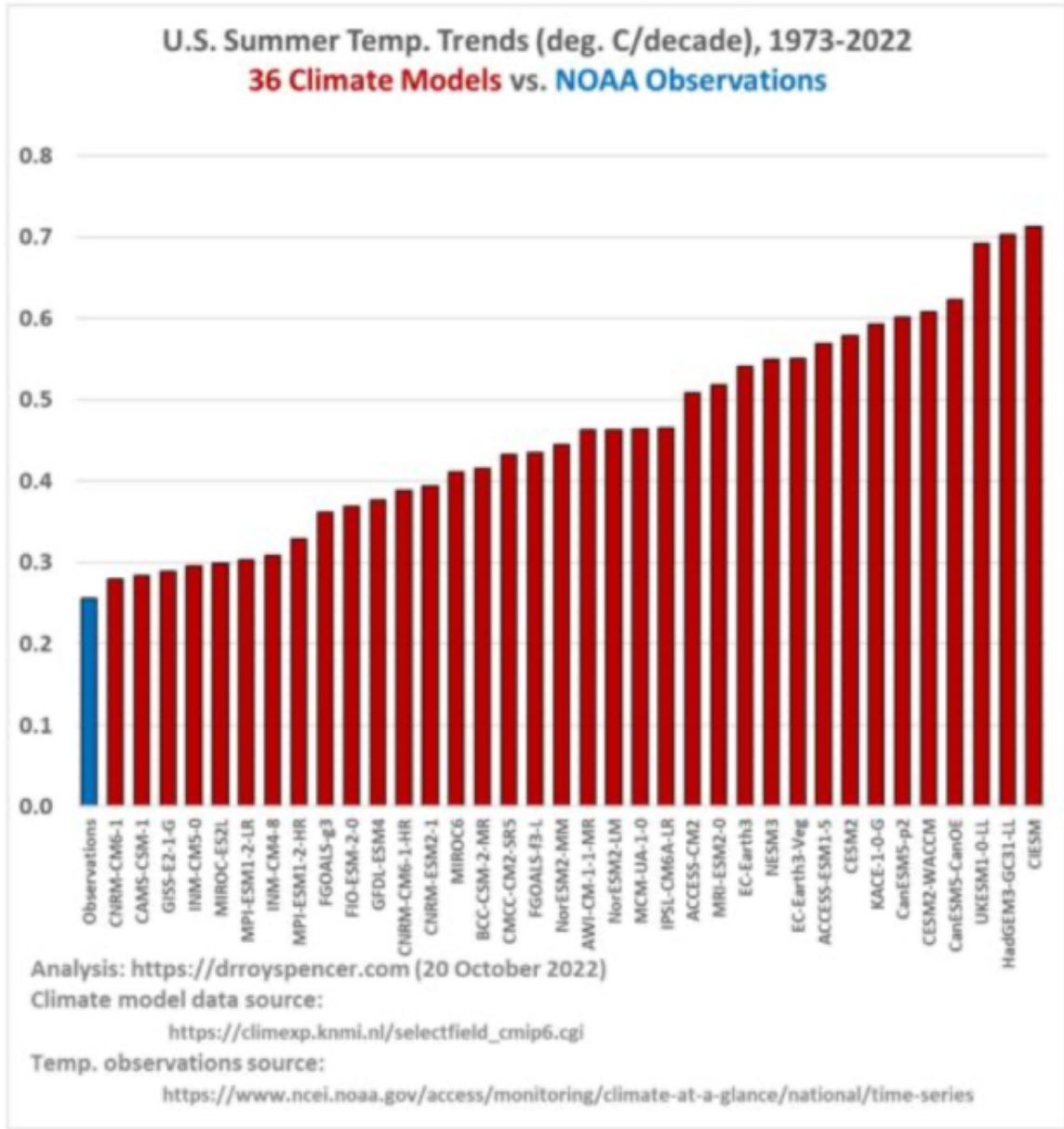
?? ?? · Friday, October 28th, 2022



Tr6/iStock

??

????????????????50????????????????????????6??8????????????????????



????????10???0.26????????????3????0.71???????????

??

??

?

??????????????_?? ???????????????????





Posted in ???, ????? | No Comments »

ESG????????????????????

?? ?? · Friday, October 28th, 2022



AleksandrVS/iStock

??21????????????????ESG????????????????????????????

??21????????????????ESG????????????

ESG??The Epoch Times????????????????????????????

??19??????NZBA????????????????????

????????????????????????????????????NZBA????41????119????????????10?27????????????????????70????
10,500????????????39????NZBA????????2050????????????????????????????????????
????????????????????

??NZBA????????19????????????????

????????NZBA????????????????????????????????????NZBA????????????????????????
??

??
????????????????????

????????????????????????????????JP??

????????1????????????????????????????Consumers'
Research????????????????????ESG????????????????????????????????????
????????????????????

????????NZBA??
????????????????????NZBA?NO????????????

ESG Watch: Banks' net-zero pledges in the spotlight at Climate Week New York

????????ESG????????UBS????????

????????????????BLK????????????ESG????????BLK?ESG????????????
????UBS????????????????????700????585????????

????????BLK????????3????ETF?MMF????8????????BLK????
????????????????

??

AG Paxton Demands BlackRock Account for its Underperforming, Potentially Illegal 'ESG' State Pension Fund Investments

????????????????????BLK????

????????JP????????????????????????????

????????1860????????ESG????8????????ESG????
????????????

Governor Ron DeSantis Eliminates ESG Considerations from State Pension Investments

ESG??NZBA????????
????????????

Posted in ???, ?? | No Comments »

????????????????????

?? ?? · Thursday, October 27th, 2022



RapidEye/iStock

????????????????Die Zeit????????????????100????????????????Bjorn
 Stevens??

??
 ???

??
 ???

????????????????????????????

???????
 =alarmism??

??
 ?????????????????????????????????

??

??

??
????????????????????????????????

????????????????????????????

??1????????????????

????????????????????

??most
alarming stories????????????????????????

??

??
????????????????????????far from certain??

??
????????????????

??
????????????????????

????????????????????????????????

??

????????????????????????????

??IPCC????????????????????
????????????????????????????

?????PIK????Stefan Rahmstorf??

??
??

????????????????????????????

????????????????????????????????CO????????CO????????2????????????????????????
?2020?IPCC????????????????2.5?4??

????????????????????

??
????????????????????????????????

????????????

??

???????? ??????

??IPCC????????????2.8????????????????????????????????
??????????????

?

????????????????????_?? ?????????????????????



Posted in ???, ????? | No Comments »

2050???????????????????? ?

GEPR??? · Monday, October 24th, 2022

?? ??



Parradee Kietsirikul/iStock

????????????????

2021??GHG????????????????IEA??2050??????

??GH
G??

????2050????GHG??20
50????GHG??

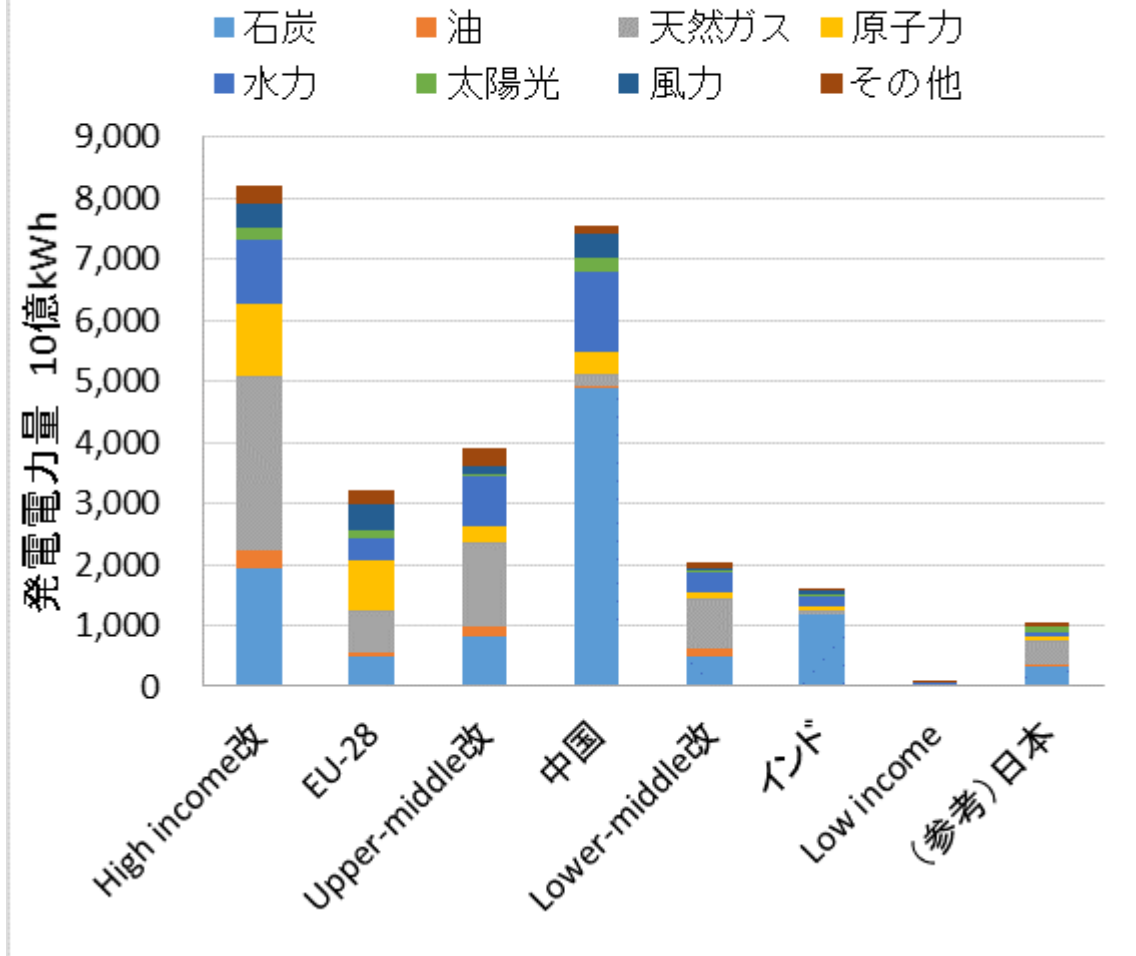
????2050?????????????????? ??

????????????????

GHG??-6
?2019??IEA????????????????????????????
????????????????

図-6 発電電力量(2019年)

出所:IEAデータベース



26

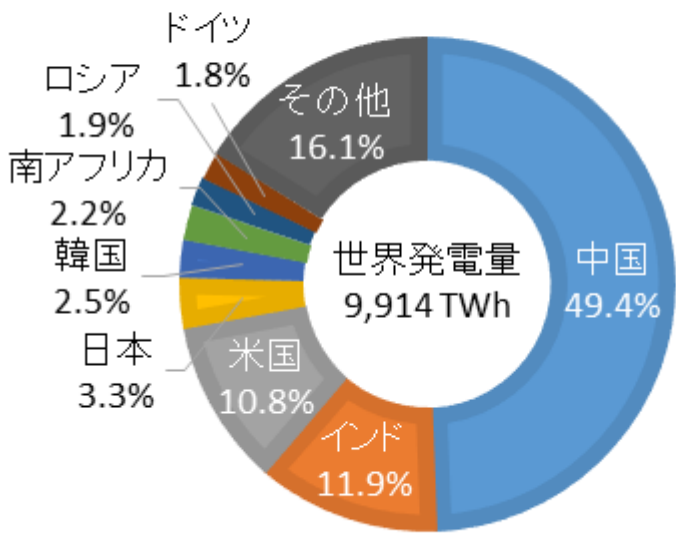
図-6のデータによると、2019年の発電電力量は、高所得国改が最も高く、約8,200億kWhに達しています。これは、天然ガスと水力の貢献が大きいことを示しています。一方、低所得国は、約100億kWhと非常に低い発電電力量を有しています。

また、中国は、石炭を主要な発電源として、約5,000億kWhの発電電力量を有しています。これは、中国のエネルギー需要の急増を反映しています。一方、EU-28は、天然ガスと水力の貢献が大きいことを示しています。

このように、発電電力量は、地域によって大きく異なることがわかります。これは、地域のエネルギー資源の豊富さや、エネルギー政策の違いによるものです。

図-7 世界の石炭火力(2019年)

出所: IEAデータ



??

????????31.5% ?????????????????1970???
??GHG??EU-28????????????15.4% ??????????????

EU-28????????25% ?EU????????????????14% ?????????????????BRICs????????????????????????????????
??

??

????????????????????????????-6????????????-2??
??GHG????????EU????????????????????????

表-2 太陽光発電と風力発電の総電力量比 %

グループ	太陽光発電	風力発電	合計
High income改	2.6	4.6	7.2
Upper-meddle income改	1.0	3.0	4.1
Lower-middle income改	0.8	1.0	1.8
Low income	0.8	0.6	1.4
EU-28	4.1	13.4	17.5
中国	3.0	5.4	8.4
インド	3.1	4.3	7.4
(参考)日本	6.6	0.7	7.3

72

????????????9% ??High income????????-6??GHG??

??????????????

??GHG??capacity factor????????????

????????????????EU-27????????????????????????30-35% ???

??

??????????????????

??

??

??2??% ??

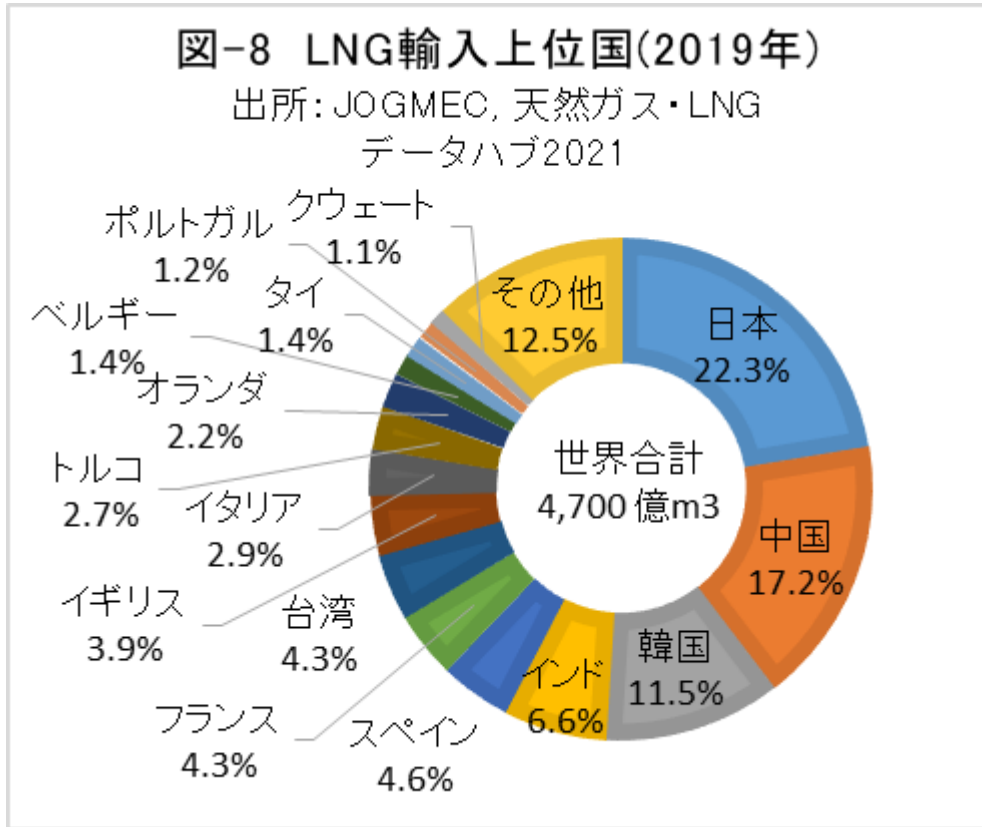
??

????????????????????GHG??Upper-middle income??Lower-middle income??

??????????

??
?

LNG??LNG????????????????LNG????????????-8?L
NG????????????????LNG????????????????????????????????????



78

????????????????LNG??
?????GHG??

??????????????

??GHG????????????GHG????????????

??
??

????????????????????????????????????

?????

????????GHG????2.5% ????????2050?GHG????????????????????2030????????????????GHG????
?????????????????1% ?????????????????

?????GHG????2050??2050????????????????????

GHG????CO2????CCS????????????????????CCS????????????????????
??GHG??
????????????????????????????????CCS????????????????

????????????????????????????????2050????????????2080??2100????????????

????2050????????????2080????????????????30????????????????GHG????????
????????????????????????????????

GHG????????????????????????????GHG????1% ?????????????GHG????????
????GHG????% ?????????????

??
??

????????2050?GHG????????????????????250????????????????30????????
??

?

?? ??

????????????1970??kindle????????
????????????

Posted in ??????????, ??? | No Comments »

2050???????????????? ?

GEPR??? · Sunday, October 23rd, 2022

?? ??



Khaosai Wongnatthakan/iStock

????????????

2050 GHG
????

2050 GHG

?????

2050 GHG

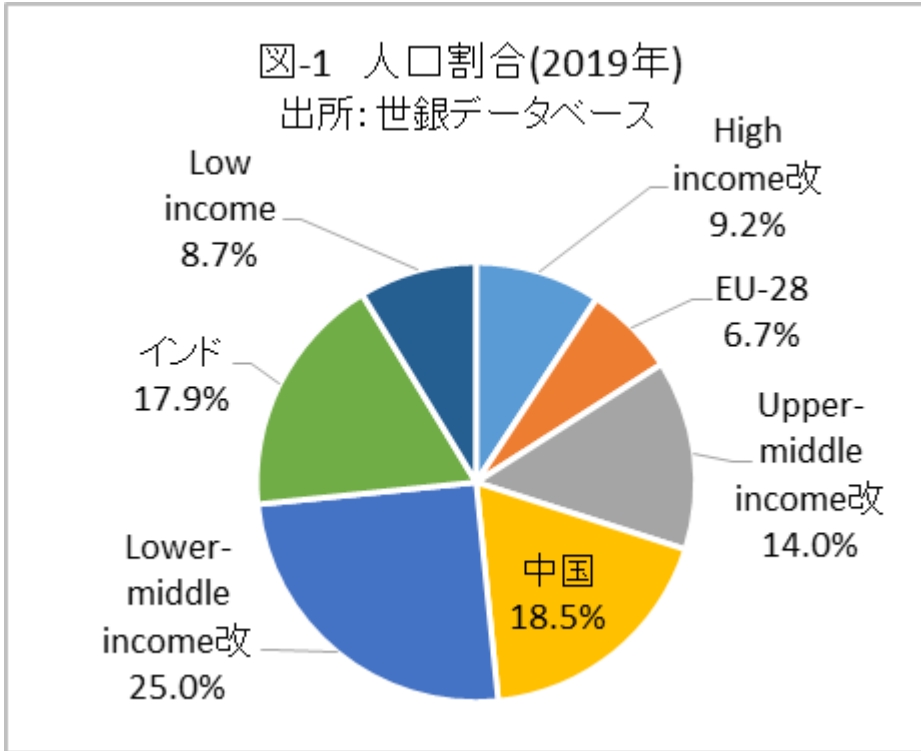
UNFCCC LULUCF
210 High income Upper-middle income Lower-middle income Low income

所得グループ	所得範囲 (1人当たり名目GNI、US\$)
High income	> 12,695
Upper-middle income	4,096-12,695
Lower-middle income	1,046-4,095
Low income	< 1,046

EU-28 High income Upper-middle income Lower-middle income

EU-28 High income Upper-middle income Lower-middle income Low income

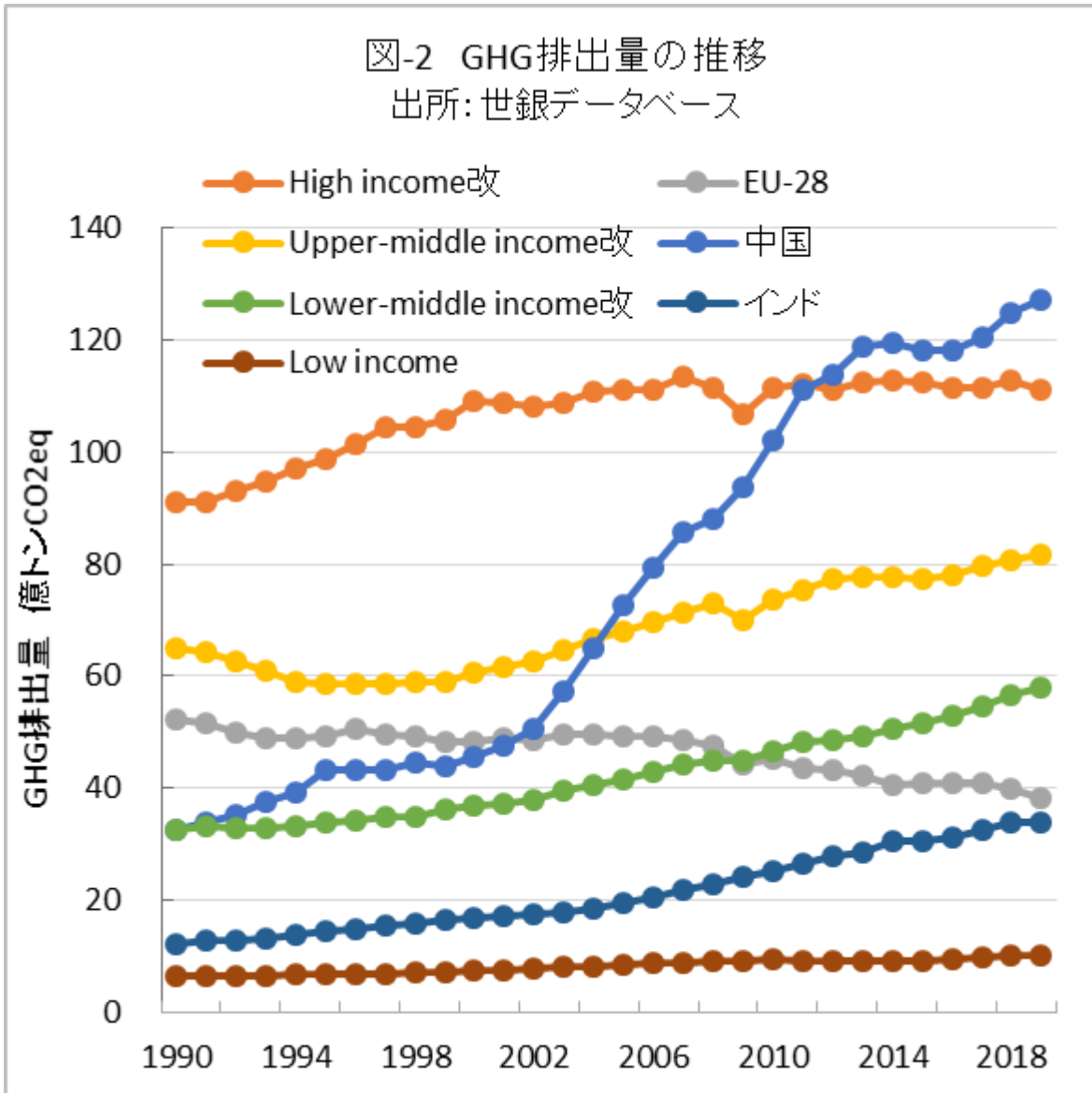
2019 16%



1

GHG 2/3

2010 GHG EU-28 High income

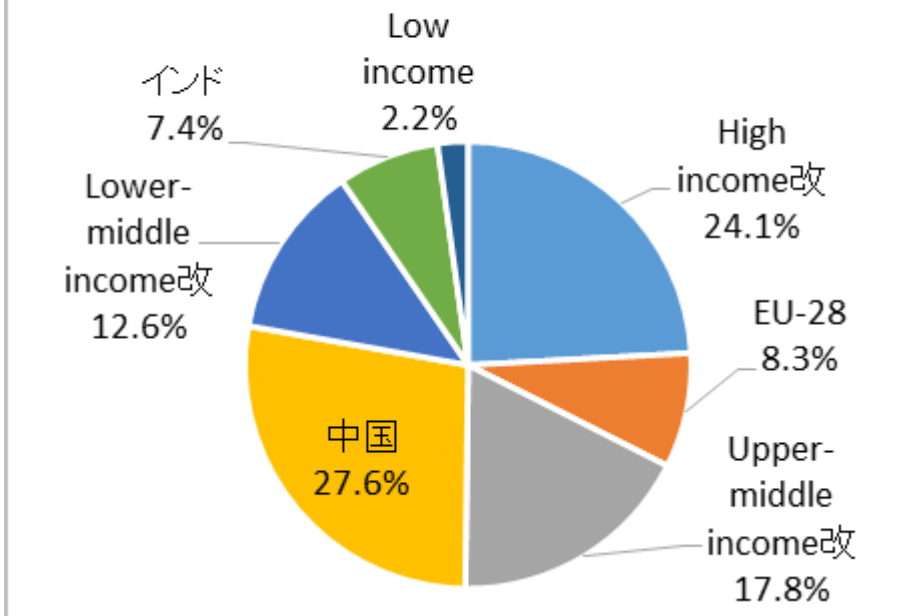


??

?-3?2019??GHG????????????????????1/3????????????????2/3????????????????GHG????????????2%??
 ?????????????GHG????????????????????????????

図-3 GHG排出量割合(2019年)

出所: 世銀データベース



73

2050??GHG??????EU-28?GHG????????????GHG??
 ?GHG????????EU????????????????????????GHG????????????????????????EU?????
 ?????????????????????????

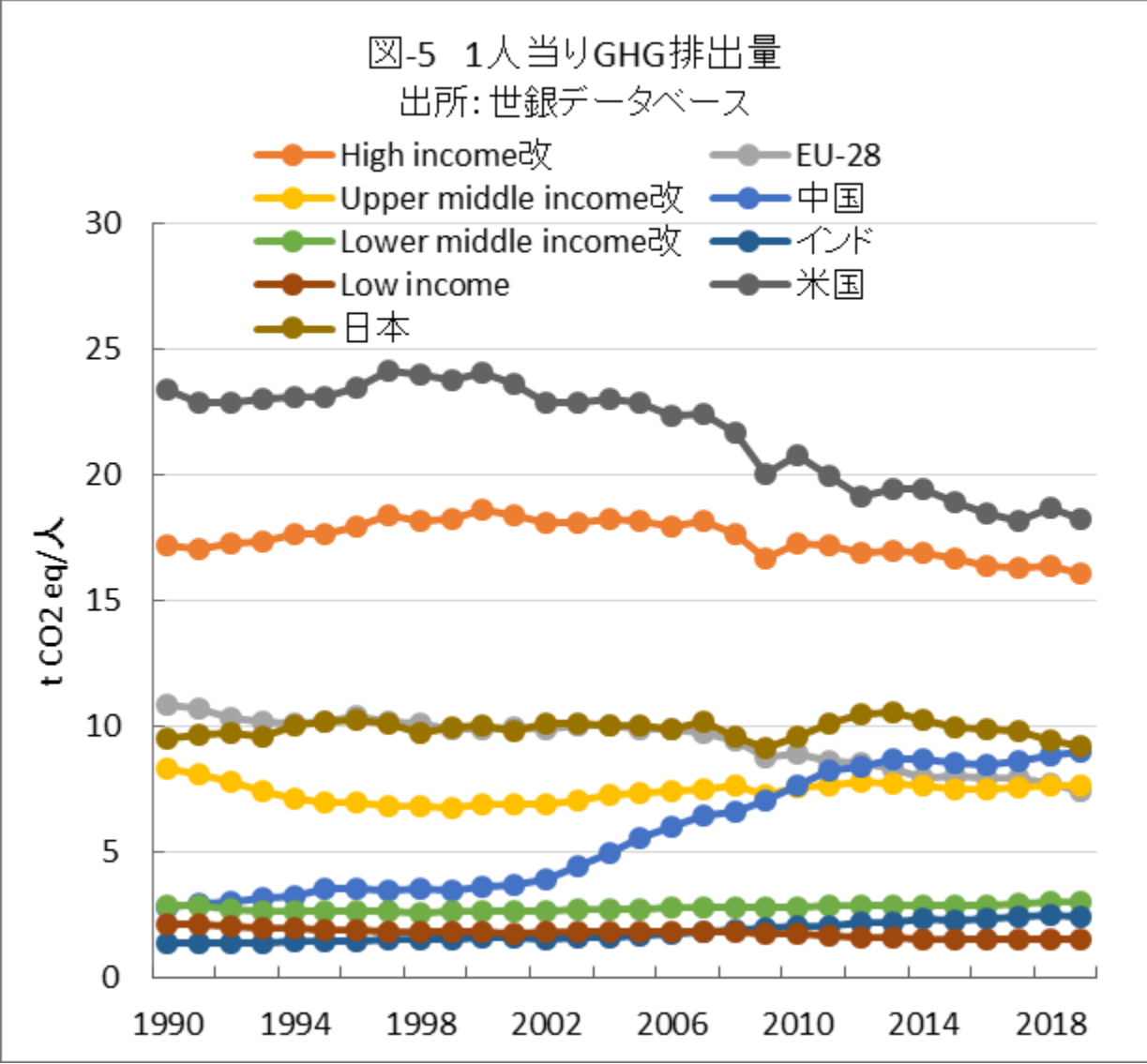
High
 income???2019?GHG??90%?????
 ??????2060?????2050??

??GHG????????????????????????????????
 ??????????GHG????????????????????????

?GHG????????????

2050?????GHG??

?-4??1?????GDP????????????-1?????????GNI????????????????????????????????????GDP?????G
 DP?GNI????????????????????????GDP?GHG????????????????????1????????????????



25

GHG????????EU????2019??1????????????Upper-middle
income?EU-28????????????1990???GHG????????????????????EU-28???High
income??GHG?????2????????????????Lower-middle
income????????????GHG????????????????????

??2????????????????????GHG????????????????????

????????????????????GHG????????????????????

??

????????????????????????????

????????????????????????21???CO2????????????????GDP????????????CO2????????

????CO2????????????????????????????????

????????????????????2050????????1.5????????????????????????????????

??

??

???????

????????????2001????????WTO??

????????2020??1000????6????????????????????
????????????????????????????

??GHG????????CO2????2030????????????????2060????????????????????????????2030????????????????
????????????????????30??CO2??CO2????????2060????????????
??

1980??COP26????
??2070????GHG??20????????????????30??GHG????????
????????

??????GHG??????1??3??
??

????????GHG????2/3????????????2050????GHG????????????????GHG????????????????????
???????

IEA??2050??CO2??????

??????????IEA??2021??11??Figure
1.1??2050????????CO2????????APS????????????????????GHG????????????????NDCs??
2050????????????????????????????

WEO-2021 APS?2021?5????????????????????????????????Updated
APS?2021?10??GHG??CO2????????????
?????

????STEPS?NDCs??NZE?IEA?202
1?5??????2050????????????????



LewisTsePuiLung/iStock

????????????????????????????



NEW – UN Secretary for Global Comms says they "own the science" on "climate change," and opposing viewpoints have now been pushed down in search results through their partnership with Google.<https://t.co/fMaPYsHGUT>

— Disclose.tv (@disclosetv) October 2, 2022

?????9????????????????????WEF??
???

?Tackling

Disinformation??COVID-19????????????????????????????????
????Google??

?????????????3???????????

- ???
- ??????????Google??
- ??????????????????own?????

You Tube??TikTok?????????Team
Halo????????????????????????

??
????????????????????????????

??

twitter????????Democratic Dictatorship?George Orwell????????????????

????????????????1984????????Animal
Farm??
????????????????????

????Tackling
Disinformation????????????????WEF????????????????????COVID-19????????????????????????????
????????????????????????????

??

??
????????????????????

Posted in ???, ????? | No Comments »

ESG????????3E?S????????????

?? ?? · Thursday, October 20th, 2022



ipopba/iStock

????????ESG????????

??COP26????????????ESG????????????????

??6?10??



EU??

????????

??6?27??
??



??
????????????????

??



??

????????????

??9?9??
??



??

????????????

??10?10??



??

????????



??ESG??

??
????ESG??



??

???????

?????????

????ESG??

??
????????????2021??

????????????2015??



??World Energy Investment 2022, IEA

????????2015????????????????????????????????????25?????????????

??
??
????????

??

???IEA?????????Net Zero by 2050????????2050????????????????????????????????1.5??
????????????????????8????????????????????2050????????????????????2????????2030????????3????2????????????
????????????????

????????2050??IEA?21?????????World Energy Outlook
2021??
????????????????8????7????1??

??
????????????????

ESG?

ESG
ESG

Economy
Environment
Energy
Security
Security
ES

ESG

ESG
E

Social
Sustainability
ES
ES

ESG 2.0

ESG
ESG
ESG

2050
2030

ESG
ESG
ESG

ESG
80

10
ES

ESG

ESG
ES
ESG 2.0

Posted in [ESG](#), [ESG](#) | [No Comments](#) »

????????????????????

?? ?? · Thursday, October 20th, 2022



1?2050?????????2030??
??

2??

3??4?10?25??

?? | ?????? | ???

??2022?2????????????????????????????????
??



MadamLead/iStock

??

??21?????
????????????ESG????????????????...????2022?10????????????????????????????
????????????????????????

????????????CO2??
??

??
 ???

?

?SDGs??

Posted in ??????????, ??? | No Comments »

11??COP27????????????????????????????????????

?? ?? · Sunday, October 16th, 2022

11?6???????11?18??27???????COP27??????????

??



Asiya Hotaman/iStock

????????????????

????????????COP26??/????????????????

???????COP27????????????COP27??

???????COP27??
 ???

????????????????????????????????????COP????????????????????COP27????????????????

COP26??

????????????????????????

Reuters????????????????????????????????????Africa Oil Week 2022 Conference????????????

- ?????????????????????COP27??
- ???
- ???
- ???6????????????????10????????

????????????????????

2021?4????????????????????????????????????COP26????UNFCCC Race to Zero????????????????????????????????GFANZ????????

GFANZ????????45????????500????????????????GFANZ????????????Race to Zero????????????

????COP27????GFANZ????????????????????

??Climate Change Dispatch????????????JPMorgan Chase, Morgan Stanley, Bank of America????????????????????????????????GFANZ????????????????????????????

U.S. Banks Threaten To End Support For UN Climate Edicts Over Legal Risks – Climate Change Dispatch

?GFANZ??GFANZ????????????????

????????????????????2050??

??ESG????????????????

??JPMorgan Chase
????????????CEO????????????????????????????????????

????CEO??CO₂????????

‘Road to hell for America’: JP Morgan CEO snaps back at Rep. Tlaib on fossil fuels

??

COP???26????COP????????????
??CO₂?????

??
?

26??CO₂????????????????????????

CO₂??
?????

??
??COP27?????????????????????

??

????????????????????SO_x?NO_x???
????????????HELE: High Efficiency Low Emissions ?????????????????????????????????????



Posted in ???, ????? | No Comments »

