

Global Energy Policy Research | GEPR

GEPR??
???http://agorajp.com/??
???

??

?? ?? · Saturday, August 14th, 2021

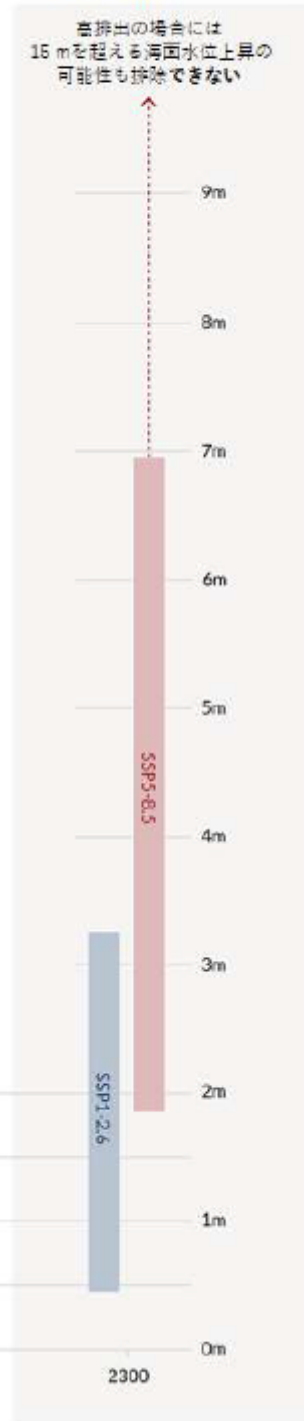
IPCC AR6 (2021) 1.5°C 2018年 2300年

2100年 2m (low likelihood) 15m

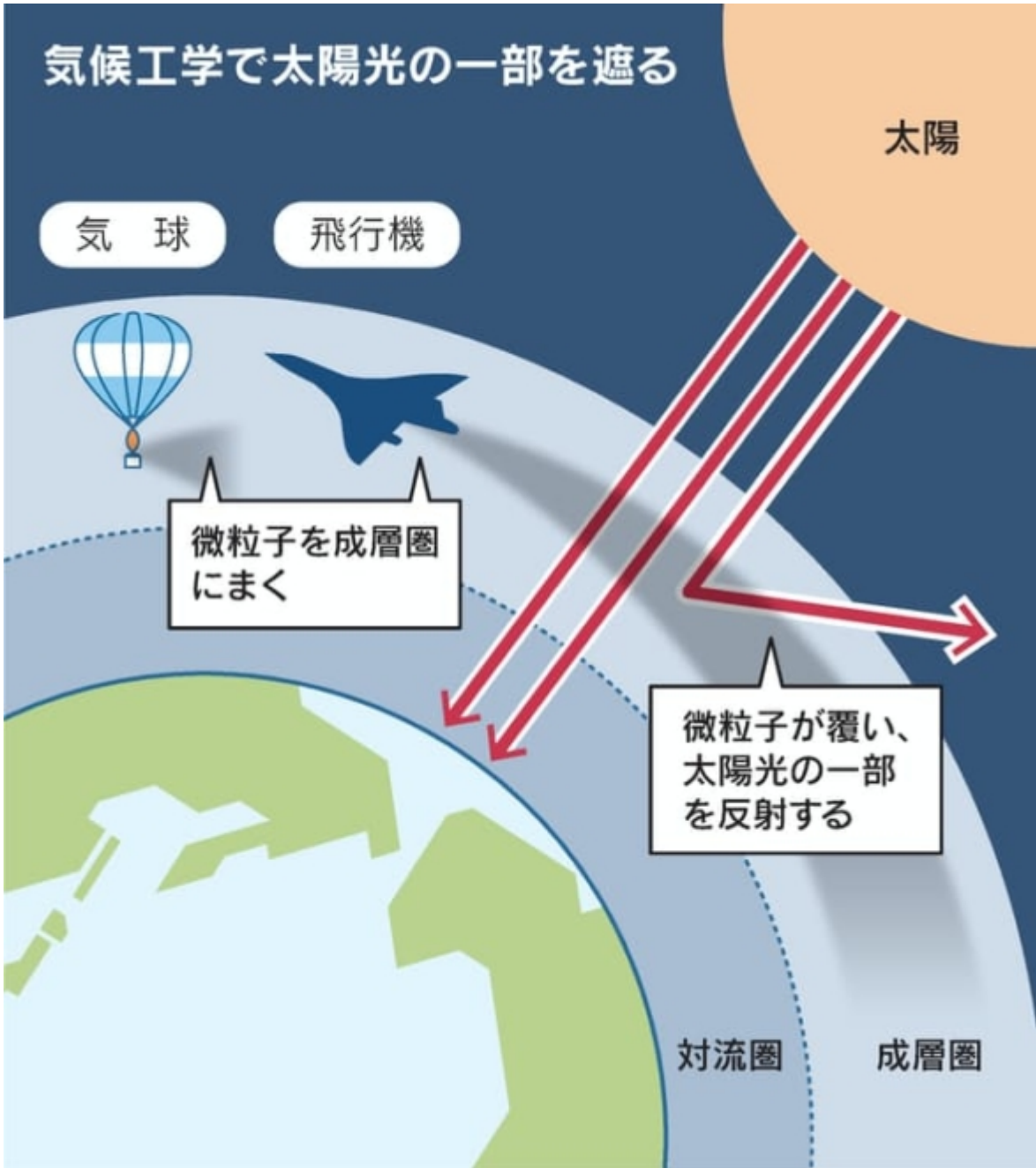
300 CO2 (tipping point) 10

AR6 (SAI) 1991 0.5

e) 1900年を基準とした2300年の世界平均海面水位の変化



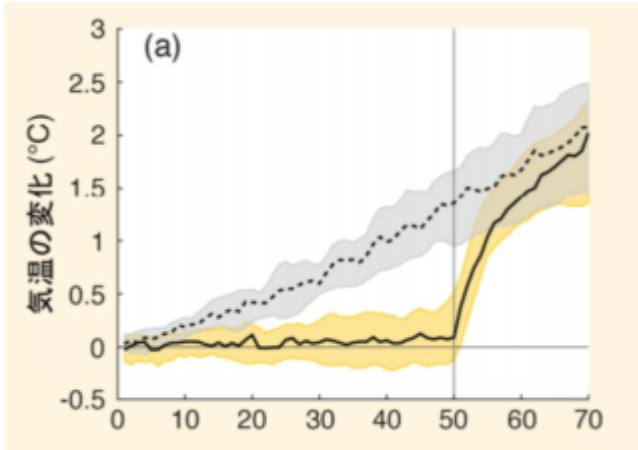
IPCC AR6



???????

SAI??

IPCC????????????1.5????????????????????????SAI?20??
????20km????????????????????????????????



????????????????????

??20?2????????????????????

????????????????

????????????????????Smith-

Wagner????????????15????????????22.5????????????????????SAI????????????????????
????????????????1300????????????????????????

??

??
????????????????????????????????

IPCC????????3????????????????????EU????????????????????100????????????????????
????????????ESG????????????????????

????????2000????????????????????SAI??
??11??COP26????????????????????????????????

This entry was posted on Saturday, August 14th, 2021 at 7:10 pm and is filed under ???, ?????
You can follow any responses to this entry through the [Comments \(RSS\)](#) feed. Both comments and
pings are currently closed.