

# Global Energy Policy Research | GEPR

GEPR <http://agorajp.com/>

**2030?46????????? ?????????????????????????????????**

Monday, July 12th, 2021

?????????????????????? ??

4?22????????????????????2050????????????????????2030????????????2013????46?????????5  
0????????????????26????????7??8????????????  
??5?????????  
??

??2030?46??????????????

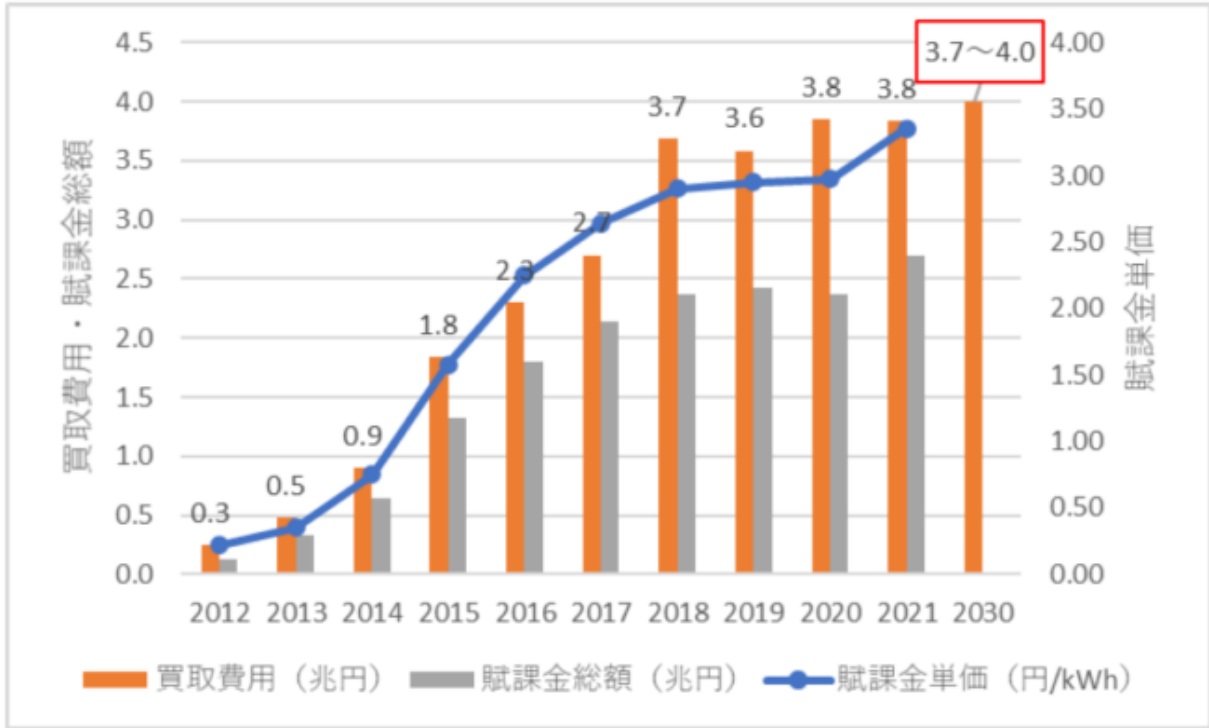
**5??**

**(4)???????????**

??  
??46??  
??

??FIT??????????????????

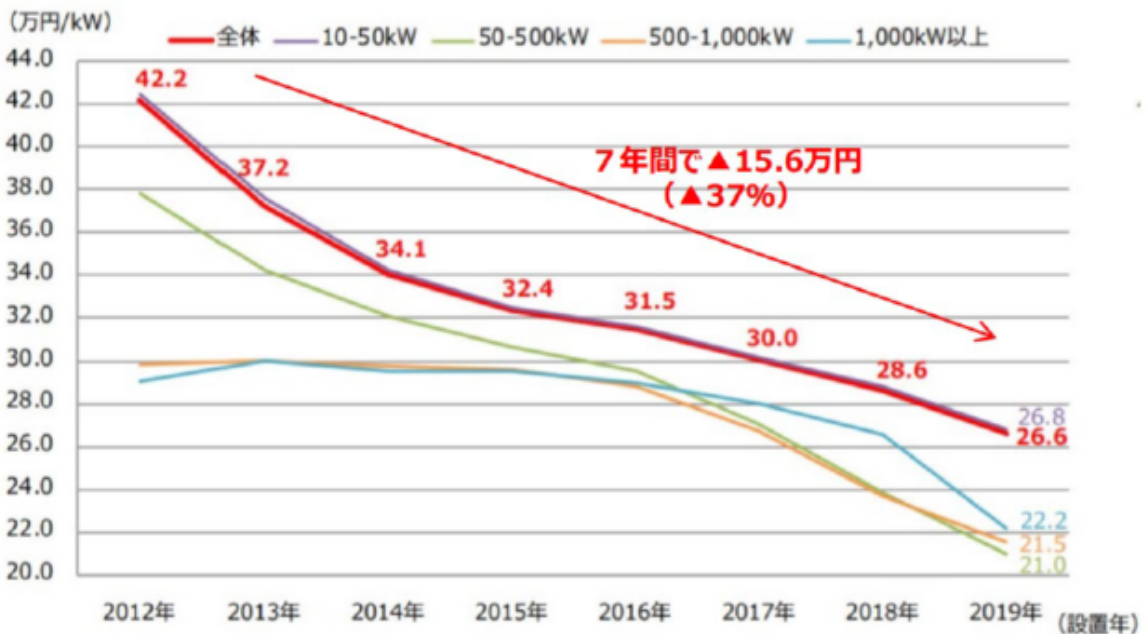
????????????????????????FIT??  
????????????????????2018????2030????????23.6%????????????????3.7?4????????3????????  
????2020????2021????3.8????????????????



????????????2030????????????????????

???FIT????????????????40???2012????36???2013????32???2014??6??37????????????40???32??20????????????????????????

### <太陽光発電のコスト低減状況> (設置年別・システム費用の推移)

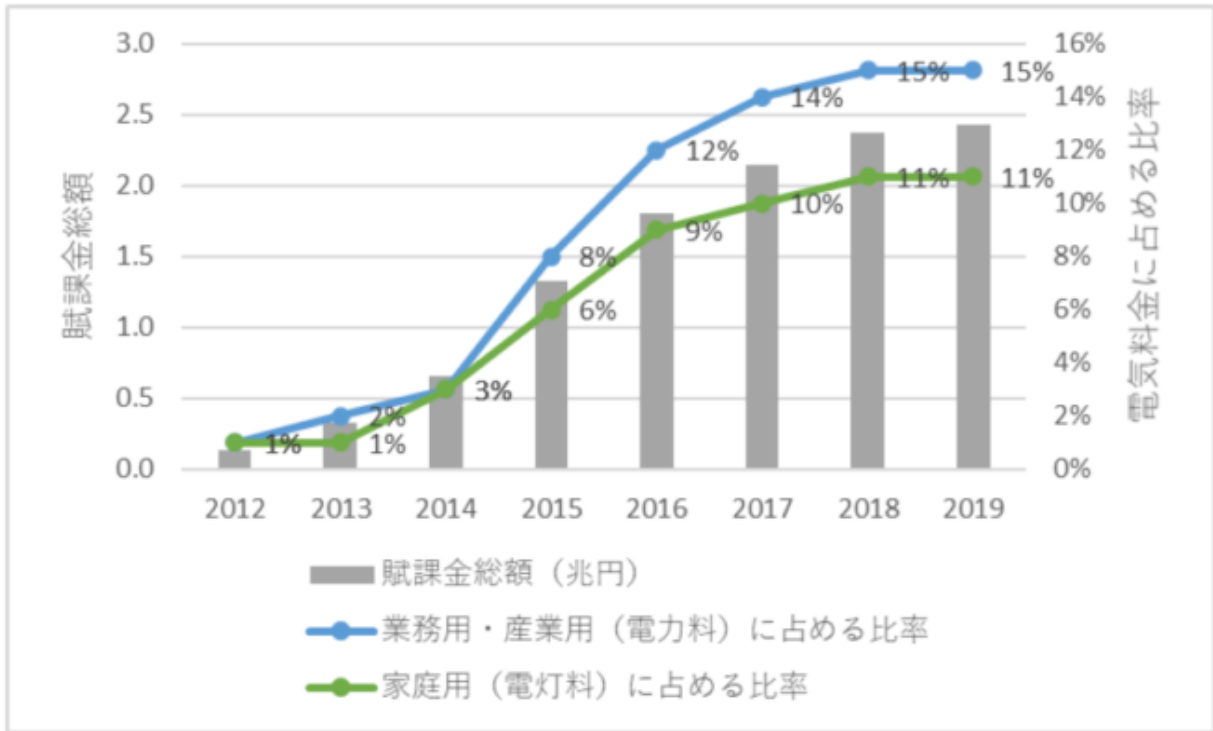


????????????

2023年3.9兆円、4.9兆円、

10GW、2040年30、45GW

15、2019



FIT 2018年4月、2019年1月、2022年7月









---

???????????????????? 2021?6?18??

This entry was posted on Monday, July 12th, 2021 at 7:00 am and is filed under ??????????  
You can follow any responses to this entry through the [Comments \(RSS\)](#) feed. Both comments and pings are currently closed.