

# Global Energy Policy Research | GEPR

GEPR <http://agorajp.com/>

## 2016

Tuesday, January 12th, 2016

??????????

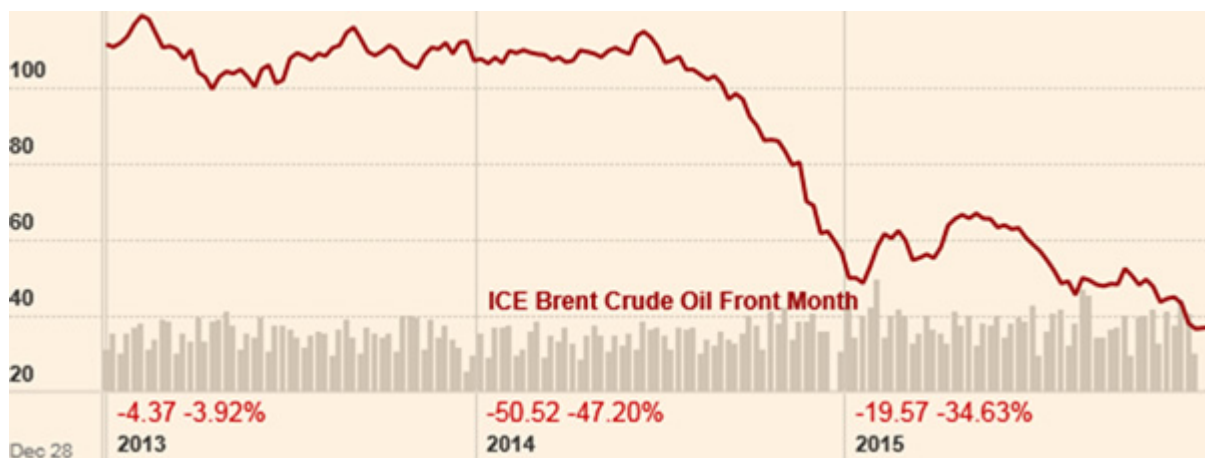
2015 12 35 4 8000 96

12 28 67 14.4 24 2016

2015 60 1 9200 2015 2/3 2000

??????????

2014 11 OPEC 2015



??????????

2016

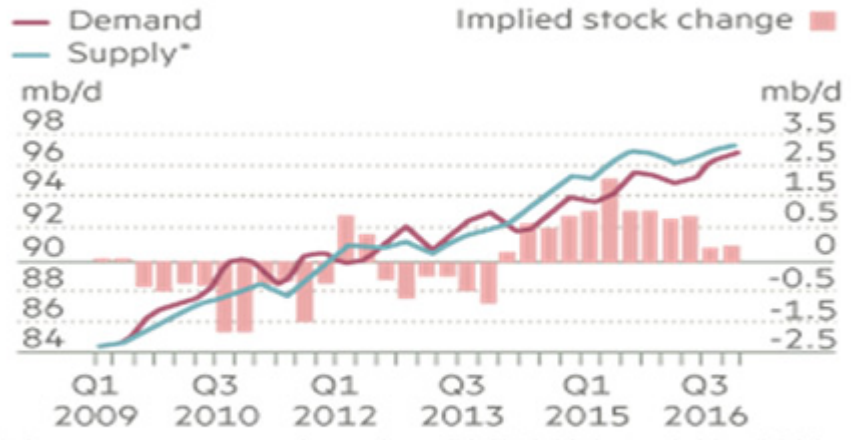


??IEA????????????????????????????????

????????????????????IEA?2016??

### Global Supply and Demand Balances

Until Q4 2016



\* Opec output assumed steady at 31.7mb/d through Mar 2016.  
 A gradual ramp-up of iranian production is expected during 2016 to 600/kb/d in June  
 Source: IEA



2014??150?200?B/D????????OPEC???IEA?2015?12?????????2  
 015????????????????OPEC????????150?180?B/D????????????????????????????OPEC?11?????3170?  
 B/D????????2015????????100?200?B/D????????????????????????????????

2015????????????????100?200?B/D??  
 ?????????????2016????????????????????????????B/D????????????????????

????????????????2015??2016????????Capital  
 Expenditure??  
 ??????

????????????????2016??

???????????????

????????????????????????????

??

????????????????30??  
 ?????????????????????????????????

??  
 ????

????????????2016????????????????????????????

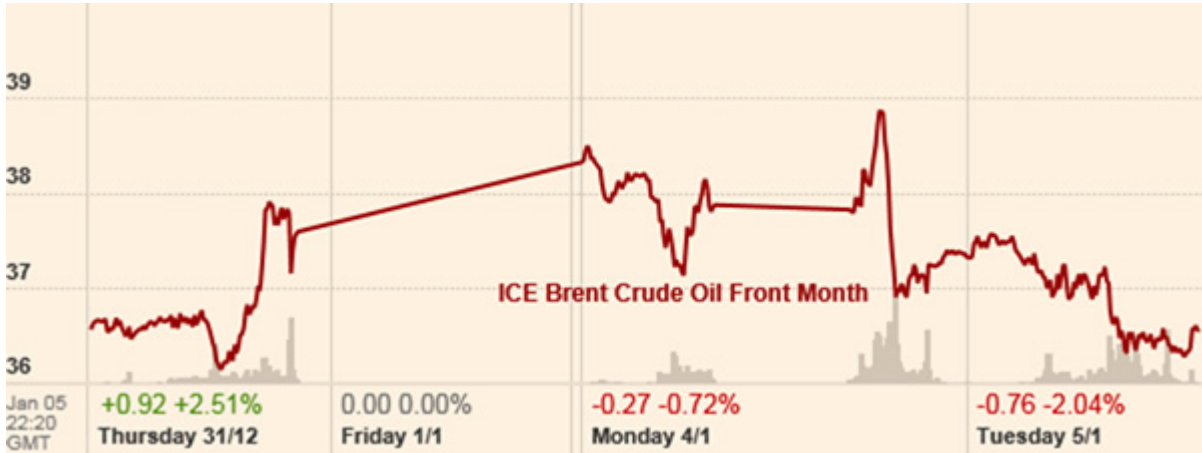
???????????

??

????????????????????2????????????????????47??  
????????????????????48??UA  
E??

??

??



??Front  
Month????2016?2????36.42????????????????????2017?2????44.68????????????????????

??

??

??  
????????

?????2?26??

????????????????????

??  
????????

??  
????????????????????

????????????????????????2016????????????

??

??1948????????????????????????????????????71????????????2002????????????10????????????12????????????  
????????????????????????????????21????????????????????????????????14?6????????????????  
??  
????????

?2016?1?12????

---

This entry was posted on Tuesday, January 12th, 2016 at 9:00 am and is filed under ??????????, ???  
You can follow any responses to this entry through the [Comments \(RSS\)](#) feed. Responses are currently closed, but you can [trackback](#) from your own site.