

Global Energy Policy Research | GEPR

GEPR <http://agorajp.com/>

“GEPR”

?? ? - Tuesday, July 16th, 2013

1 2 3 4
1 2

???



???

???

???

???

???

1???

???

???

28???

29???

??

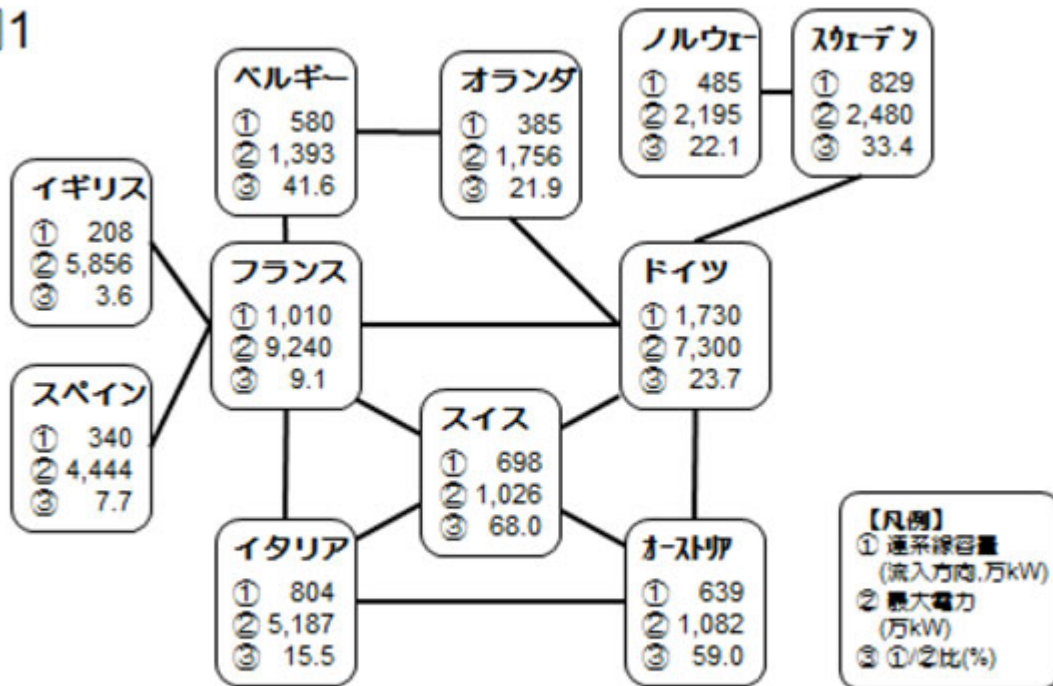
????????????????10??28????????????????????

??
??

????????????????????????????????

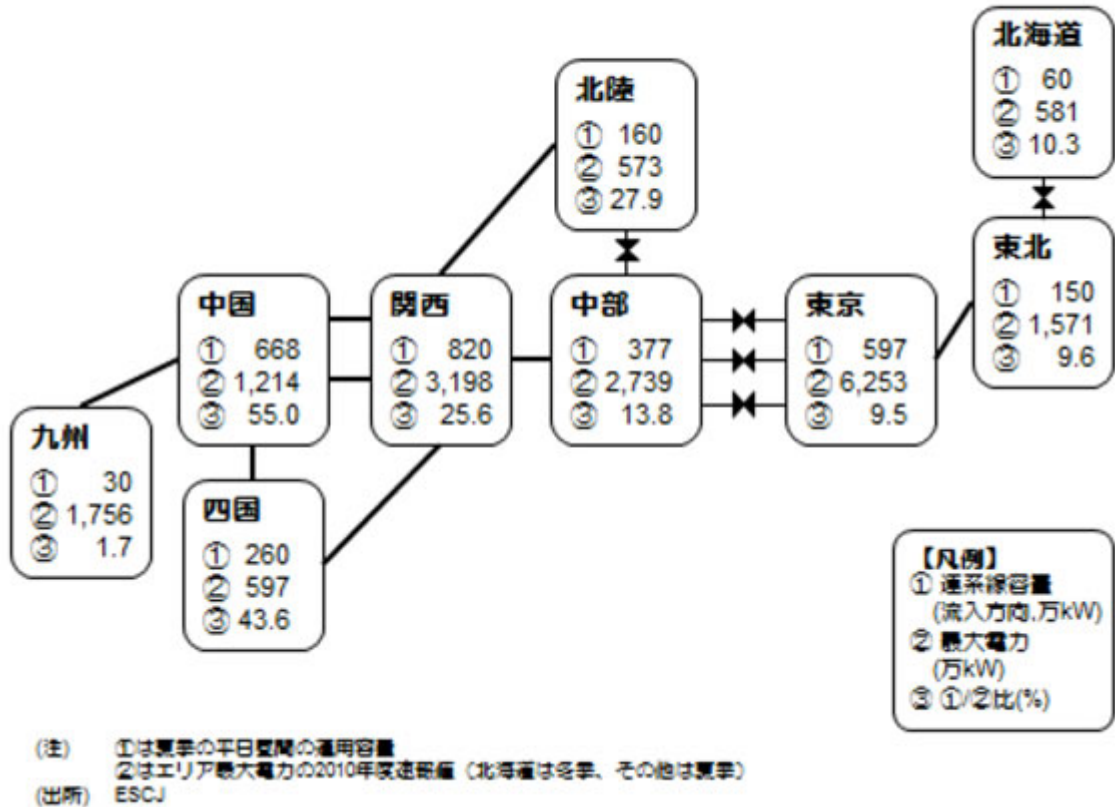
??1????2????????????????????????????????
????????????????????

図1



(注) 運系線容量は上図の国以外の国との運系線を含む。平日ピーク時の運用容量。
 最大電力は2010-11年冬の実績
 (出所) ENTSO-E indicative values for Net Transfer Capacities (NTC) in Continental Europe winter2010-2011, System Adequacy Retrospect 2010

図2



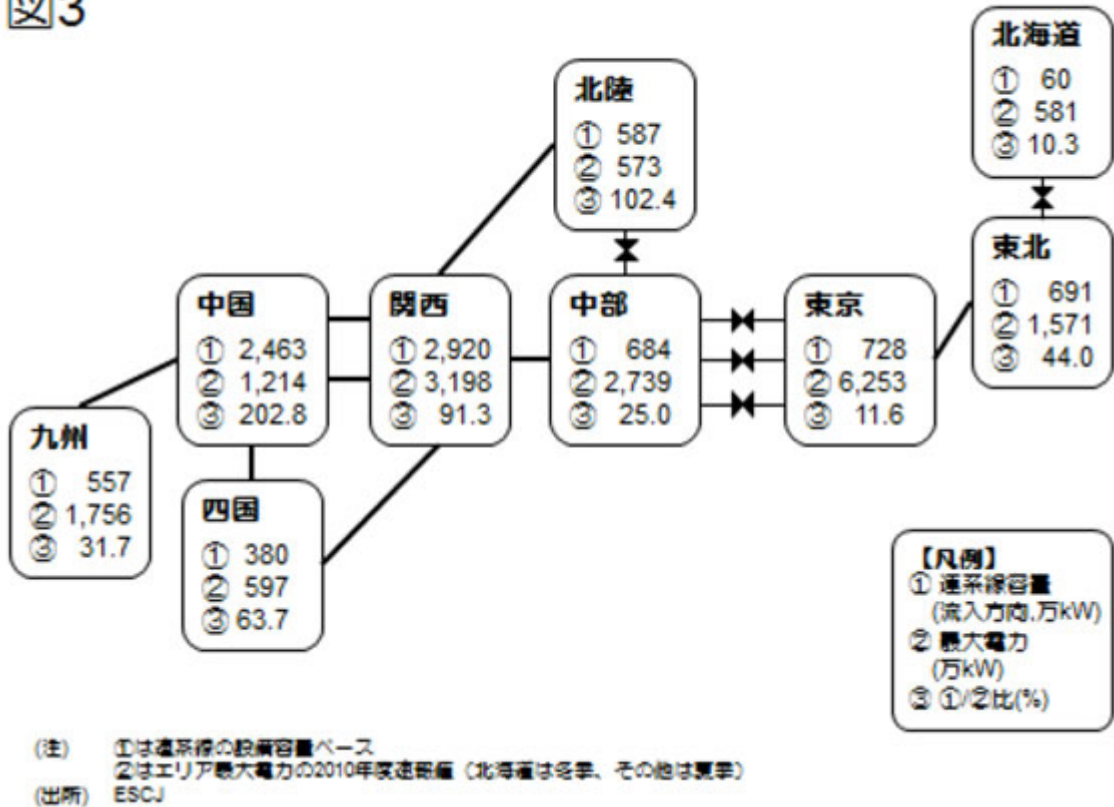
??

??
 ???

?2??

?3??

図3



???

FC???

29???

FC???

FC???

???

???

???

2011???

???1??3??1??
??

????????????????????????N?1????????????????????????N????????????1????????????N?1??????
2????????????????N?2????????????????N?2??
??????????????

?????N?10??
??

?2013??16???

This entry was posted on Tuesday, July 16th, 2013 at 2:00 pm and is filed under ??????????, ??
You can follow any responses to this entry through the [Comments \(RSS\)](#) feed. Responses are currently closed, but you can [trackback](#) from your own site.